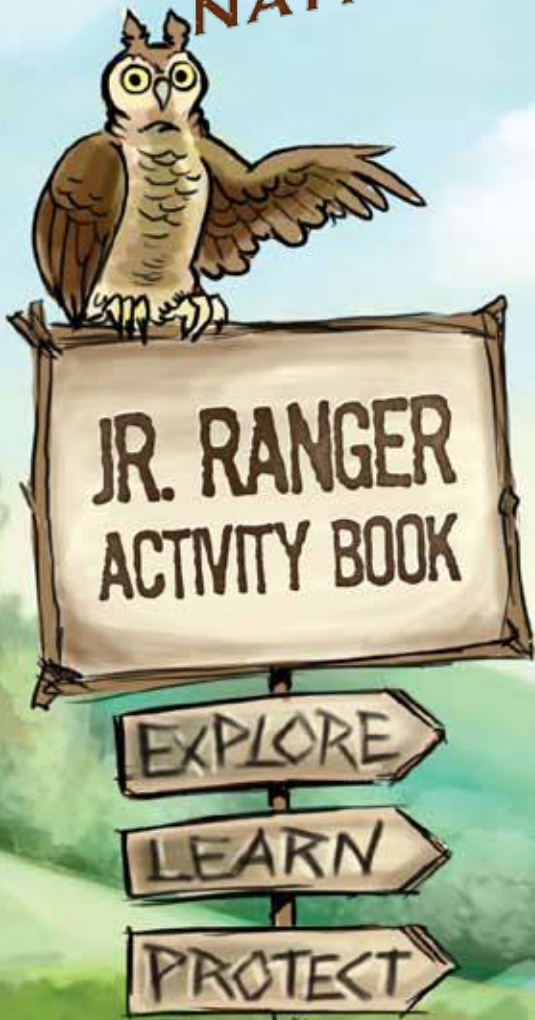


# ABRAHAM LINCOLN BIRTHPLACE NATIONAL HISTORICAL PARK



Kelly  
TOON 08




# EXPLORE, LEARN, PROTECT: BECOME A JR. RANGER



Have fun with this Junior Ranger booklet when visiting the Lincoln Boyhood Home at Knob Creek or the Abraham Lincoln Birthplace NHP.

To earn the Jr. Ranger certificate that can be found in the back of this booklet, **TRY** to complete the pages for your age group that have the Jr. Ranger seal on them. It is okay if you do not finish. You may keep the booklet and continue to EXPLORE, LEARN and PROTECT.

- Pgs. 1 – 4.....Ages 5 – 6
- Pgs. 1 – 8.....Ages 7 – 9
- Pgs. 1 – 12.....Ages 10 – 12



**JUST FOR FUN:** Try to complete all the pages in the book that you can!

# PROTECT NATIONAL PARK SERVICE



The National Park Service cares for special places.  
The National Park Service was established on August 25, 1916  
and now PROTECTS and now protects nearly 400 sites!

How much do you know about the National Park Service? Try to answer the questions below.  
Many of the answers can be found in the lobby of the Visitor Center or at Knob Creek.

1. How many National Parks are there in your home state? (Hint: There is a map in the bookstore)

\_\_\_\_\_

2. Which National Parks have you visited?

\_\_\_\_\_

3. What are the three missions of Jr. Rangers?

\_\_\_\_\_, \_\_\_\_\_, \_\_\_\_\_

4. The Abraham Lincoln Birthplace NHP recycles. What are three things you can recycle?

\_\_\_\_\_, \_\_\_\_\_, \_\_\_\_\_

5. What are three things the Lincolns may have recycled while living at the Sinking Spring Farm or at Knob Creek?

\_\_\_\_\_, \_\_\_\_\_, \_\_\_\_\_

6. What is the National Park Service logo shaped like?  
(Hint: You can find it on the front cover)

\_\_\_\_\_

**BONUS:**

Why is the logo shaped like this?  
Hint: Ask a Ranger to find out.

\_\_\_\_\_

Jr. Rangers help PROTECT the environment  
and all living things that share it with them.

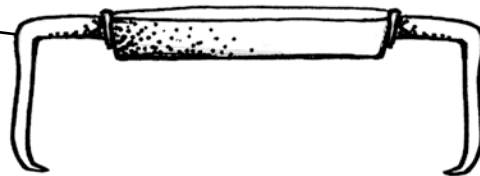





# LEARN MATCH THE TOOLS

Visit the display of tools next to the cabin in the Visitor Center.  
Can you match each tool to its name?

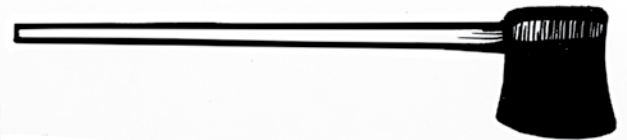
Draw Knife



Jack Plane



Wedge



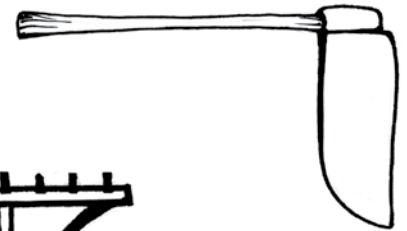
Froe



Sickle



Felling Axe



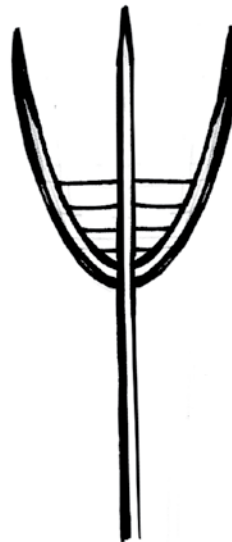
Cabbage Maul



Rake



Pitchfork



## BONUS:


Which tools are still used today?



EXPLORE

# DRAW WHAT YOU SAW!

At the Abraham Lincoln Birthplace NHP or at Knob Creek, you can pretend to live like the Lincolns. Draw something that the family might have used in their everyday lives.



**BONUS:**


Who would have used this item? What was it used for?

---

# EXPLORE

## BUILD A CABIN

Connect the dots to reveal a cabin like the one Abraham Lincoln would have lived in.



**BONUS:**

Try to build your own cabin with the Lincoln Logs® in the Visitor Center.

# LEARN ALL ABOUT ABE



How much do you know about Abraham Lincoln?  
Draw a line from each question to the correct answer.

There are more answers than you will need so be sure to choose the right one!

## ANSWER BANK

Water source for the farm

State where Abraham's parents were born

State where Abraham was born

Place Abraham's family moved after his birth

State that the Lincoln family moved to when Abraham was 7

Abraham Lincoln's sister

Abraham Lincoln's wife

Year Abraham Lincoln was elected President

Year Abraham Lincoln delivered the Gettysburg Address

Trail that ran near the Knob Creek Farm

The number of slaves in Hardin County in 1811

1860

Old Cumberland

Kentucky

Sinking Spring

Louise

Mary

Jefferson Davis

Knob Creek

Ohio

Indiana

William Howard Taft

Sarah

1863

Virginia

1007

Theodore Roosevelt

### **BONUS:**

What two pieces of money have Abraham Lincoln's picture on them?


EXPLORE


# THE LINCOLN HERITAGE TRAIL

The Lincoln Heritage Trail is made up of sites that were important in Abraham Lincoln's life. It covers three states – Kentucky, Indiana and Illinois.

Help Abraham's dog Honey through the trail. Try to visit each of these places that Abraham Lincoln lived:

- 1 Abraham Lincoln Birthplace, Kentucky
- 2 Lincoln Boyhood Home at Knob Creek, Kentucky
- 3 Lincoln Boyhood National Memorial, Indiana
- 4 Lincoln Home National Historic Site, Illinois































**BONUS:**







































What other place did Abraham Lincoln live that isn't included on this trail?

# LEARN CRACK THE CODE

Match the picture to the letter in the key to find out a secret message.

## SYMBOL KEY

 = A	 = N
 = B	 = O
 = C	 = P
 = D	 = Q
 = E	 = R
 = F	 = S
 = G	 = T
 = H	 = U
 = I	 = V
 = J	 = W
 = K	 = X
 = L	 = Y
 = M	 = Z

### BONUS:

Create your own message using the code in the space below.

# EXPLORE THE LINCOLN SITES



Fill in the blanks with the correct answers. The answers to questions 1-5 can be found at the Abraham Lincoln Birthplace NHP. The answers to questions 6-10 can be found at Knob Creek. Hint: Be sure to read the signs!

1. Mature chestnut trees can grow to be \_\_\_\_\_ ft. tall and \_\_\_\_\_ ft. around.
2. The spring was also known as \_\_\_\_\_ , \_\_\_\_\_ and \_\_\_\_\_ .

**DID YOU KNOW?** *Jr. Rangers can help PROTECT the spring by keeping coins out of it.*

3. How many steps lead up to the Memorial Building? \_\_\_\_\_

**DID YOU KNOW?** *Each step represents a year in Lincoln's life.*

4. When was the cornerstone placed? \_\_\_\_\_
5. People had to donate \_\_\_\_\_ to receive a Lincoln Farm Association Certificate.
6. The Lincolns moved to Knob Creek in \_\_\_\_\_ .
7. Abraham Lincoln and his sister Sarah attended \_\_\_\_\_ two miles northeast of Knob Creek.

8. Abraham Lincoln borrowed \_\_\_\_\_ when he was young.
9. Abraham told Albert Hodges, "I am naturally \_\_\_\_\_ .  
If \_\_\_\_\_ is not wrong, nothing is wrong. I cannot remember when I did not so think and feel."

10. Can you identify five trees? \_\_\_\_\_ , \_\_\_\_\_ , \_\_\_\_\_ , \_\_\_\_\_ , \_\_\_\_\_ .  
(Hint: Look for help at the wooden posts near many trees)



## **BONUS:**

Abraham Lincoln was our 16th President. Can you find 16 rosettes in the Memorial Building?


# EXPLORE

# LINCOLN WORD SEARCH

Lincoln spent plenty of time EXPLORING the outdoors. There are 16 words hidden in the puzzle below. Circle each word as you find it. Words may be listed straight across, up, down, backward or diagonally. See how many you can find!

- ABRAHAM
- LINCOLN
- NANCY
- SINKING SPRING
- CIVIL WAR
- TAD
- PRESIDENT
- MARY TODD
- HONEY
- MEMORIAL BUILDING
- ROBERT
- WILLIE
- KENTUCKY
- THOMAS
- SARAH
- KNOB CREEK

U	A	E	I	E	B	H	L	H	K	C	O	S	U	N	B
A	A	R	E	A	N	I	O	C	O	L	A	F	F	U	B
R	I	O	A	D	H	M	O	G	I	N	M	Y	G	B	I
A	L	M	E	D	R	T	I	N	W	V	E	N	L	O	L
R	I	A	A	E	A	A	C	C	S	T	I	Y	R	O	L
I	K	A	A	K	T	O	R	S	S	R	R	L	N	L	E
D	H	I	N	E	L	K	C	K	P	E	T	O	W	H	O
M	I	R	T	N	B	L	E	S	I	B	N	H	M	A	E
T	N	Y	U	T	A	E	G	L	A	O	E	M	Y	R	R
B	O	B	K	U	R	N	L	C	B	R	D	A	B	A	F
O	U	R	L	C	I	I	C	L	R	K	I	R	W	S	M
N	E	R	B	K	W	O	L	Y	A	B	S	Y	H	A	N
K	R	O	N	Y	L	A	O	A	H	M	E	T	L	U	I
G	N	I	D	L	I	U	B	L	A	I	R	O	M	E	M
K	S	A	M	O	H	T	T	B	M	R	P	D	M	I	I
S	T	N	S	A	M	F	G	P	I	E	K	D	N	L	N



**BONUS:** Can you identify the animal on the National Park Service logo?

# LEARN

## PACK THE WAGON

Lincoln and his family moved several times throughout his life.  
Can you help them pack their wagon to move to their new home?



### THE LINCOLNS' WAGON

The wagon holds 1000 lbs. Circle the things the family will need at their new home.

Make sure to pick the most important things, those that they can't buy or make in their new home.

### ADD IT UP!

Use the space below to add up the items you picked.

### THE LINCOLNS' BELONGINGS

- |                               |                                 |
|-------------------------------|---------------------------------|
| Clothes: 50 lbs               | Iron plow: 200 lbs              |
| Hatchet: 5 lbs                | Bar lead: 15 lbs                |
| Candles: 15 lbs               | Fine china: 100 lbs             |
| Saws, axes: 50 lbs            | Eating/cooking utensils: 75 lbs |
| Hammer, nails: 40 lbs         | Hand tools: 130 lbs             |
| Gun powder: 8 lbs             | Seeds: 20 lbs                   |
| Rifle: 13 lbs                 | Cornmeal, flour: 150 lbs        |
| Knives: 25 lbs                | Dried meat/dried fruit: 70 lbs  |
| Furniture: 500 lbs            | Beans: 80 lbs                   |
| Rope: 5 lbs                   | Barrel of water: 87 lbs         |
| Pack saddle: 15 lbs           | Sewing supplies: 14 lbs         |
| Traps: 37 lbs                 | Piano: 400 lbs                  |
| Lead for bullet molds: 28 lbs | Trunk full of quilts: 45 lbs    |
| Copper kettle: 5 lbs          |                                 |

### HOW DID YOU DO?

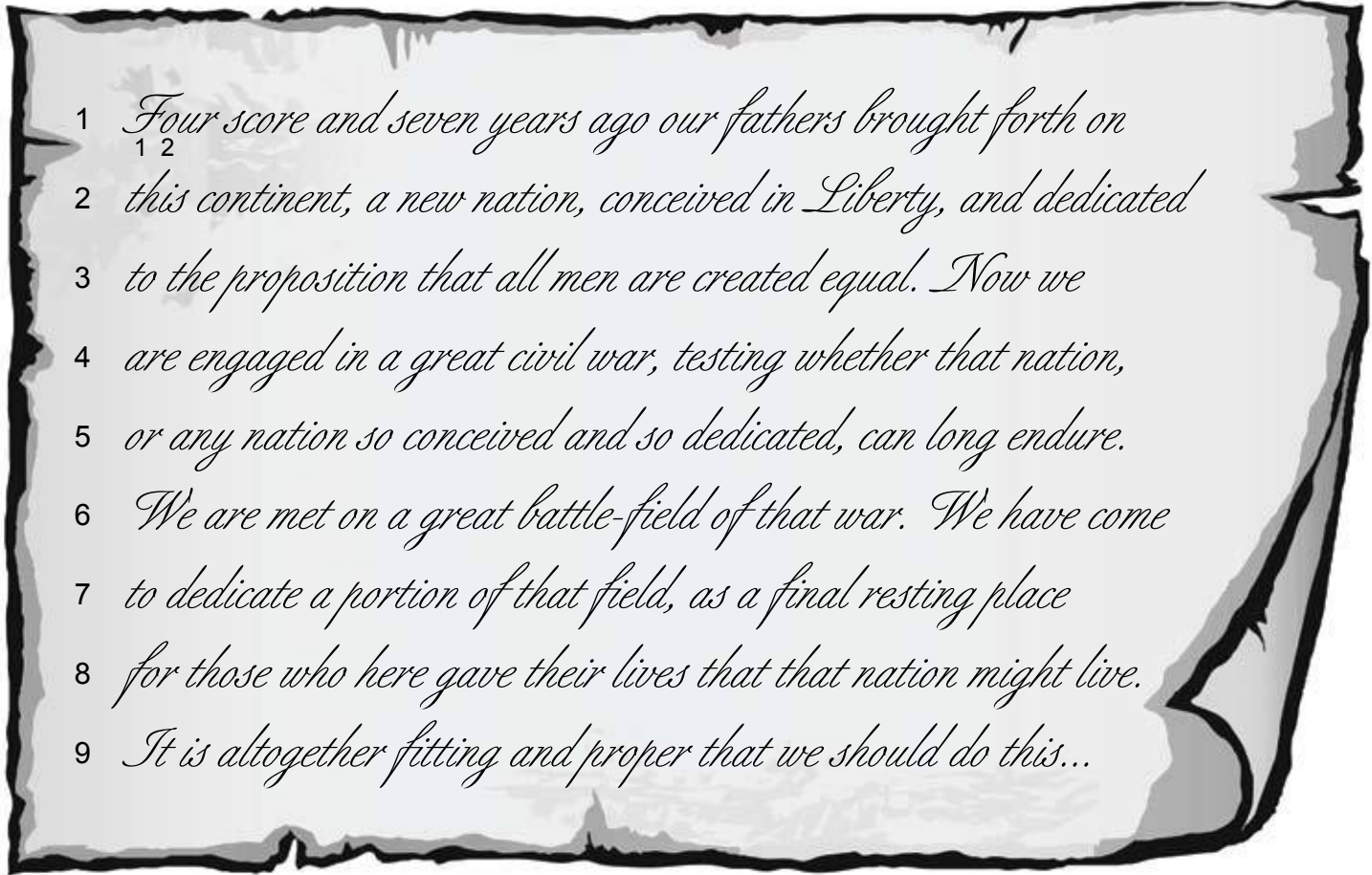


## LEARN

# LINCOLN'S SPEECH

Hidden in this draft of the Gettysburg Address is the last line of the speech. There are two numbers, match the first to the line number and the second number to the letter to LEARN the ending of the speech. One letter is done for you.

Hint: Don't count spaces between letters.



O

(1,24) (1,2) (4,21) (3,5) (1,4) (2,10) (3,24) (3,5) (2,10) (9,2) (1,2) (9,15) ,

(6,17) (1,18) , (7,8) (2,10) (7,5) (9,15) (1,2) (1,4)

(9,2) (8,5) (3,5) (3,6) (3,5) (1,2) (3,6) (3,22) (3,5) ,

(1,5) (8,5) (7,8) (3,22) (3,22) (2,10) (1,2) (9,2) (3,6) (3,5) (1,4) (8,23) (1,5) (8,5)


(9,15) (1,4) (1,2) (3,24) (9,2) (8,5) (3,5) (3,5) (7,8) (1,4) (9,2) (8,5) .

# JR. RANGER ART GALLERY

These drawings were done by other Jr. Rangers after visiting the Abraham Lincoln Birthplace NHP.



"My Earliest Recollection"  
by Taylor



"Fun Under the Boundary Oak"  
by Erin



"Abe the Rail Splitter"  
by Kaitlyn




"Lincoln Cabin"  
by Tanner

Abraham Lincoln is  
the best!



"Abraham Lincoln is the Best"  
by Hunter and Nicole



"Rosette"  
by Anastasia



"Lincoln Reading / Blab School"  
by Lisa-Jo



"Abe the Rail Splitter"  
by Sara



"Lincoln Cabin"  
by Brooklyn




"Lincoln with the Bible"  
by Payton




"Lincoln Outside His Cabin"  
by Samuel



"Lincoln Reading Instead of Working"  
by Brandon



"Lincoln Memorial"  
by Chase



"Abe Reading Instead of Working"  
by Katie

