


HAND WASHING

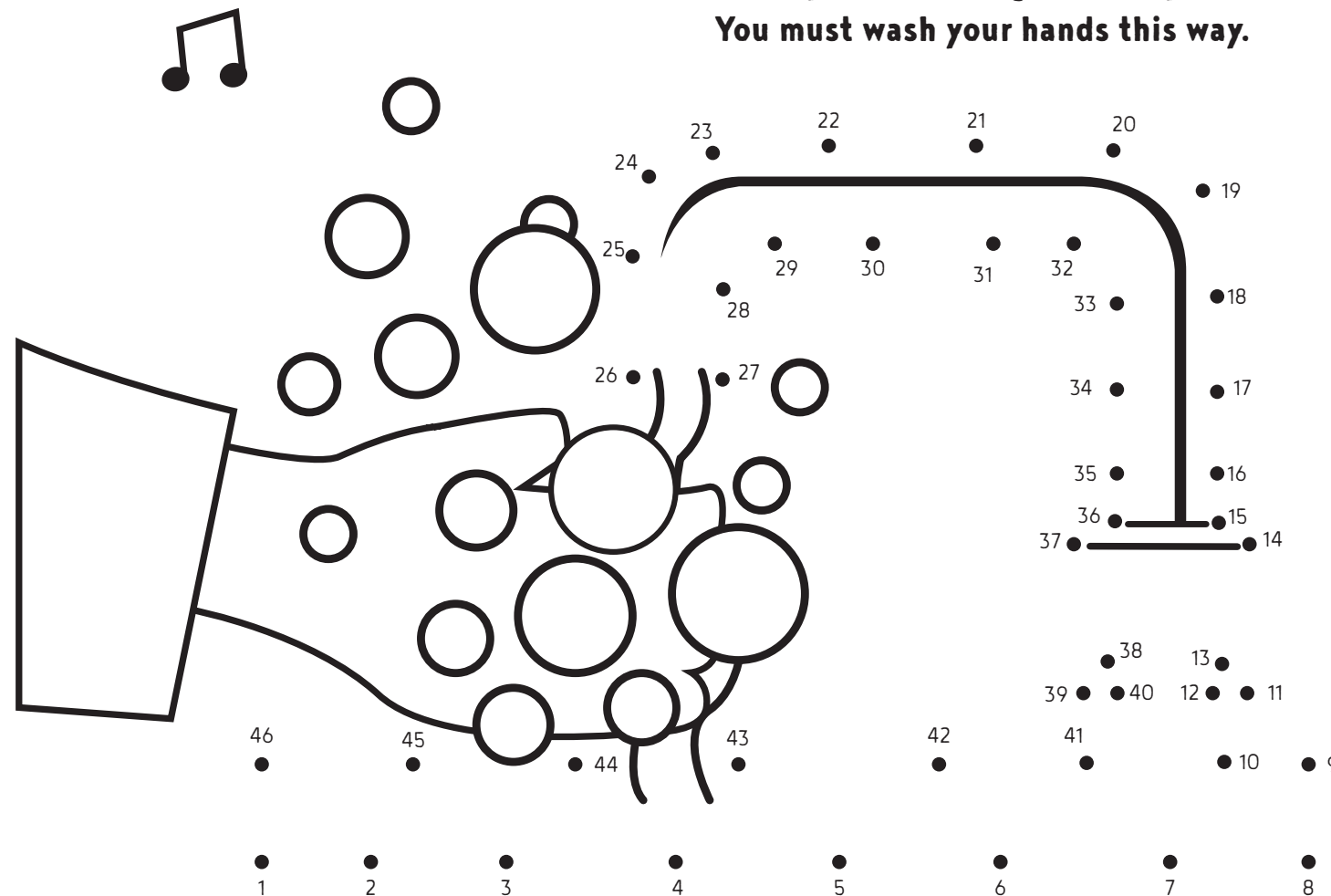
Help the hands find the bubbles so they can get nice and clean!



The Happy Fingers, Happy Hands Song


(sing to the tune of *Twinkle, Twinkle Little Star*)

Happy fingers, happy hands,
Making bubbles is my plan.
Just add water, soap, then rub.
Make it fun, sing while you scrub.
If you want the germs away,
You must wash your hands this way.



PARENT TIPS!

Model good hand washing for your kids. Wash your hands with warm water and soap **BEFORE** and **AFTER** handling food.



CORE FOUR RULES OF HOME FOOD SAFETY



CLEAN

Wash hands and surfaces often.



SEPARATE

Don't cross-contaminate.



COOK

Cook to the safe internal temperature.



CHILL

Refrigerate or freeze promptly.

PARENT TIP: Parents, help your kids learn proper hand washing! To wash away bacteria, kids must wash hands for 20 seconds with warm water and soap. Have your kids sing the song (above) **TWICE** while they wash. Use a timer!

Learn more about food safety at StoryOfYourDinner.org

Partnership for Food Safety Education 2016

BROUGHT TO YOU BY:

Coca-Cola

Partnership for
Food Safety
Education