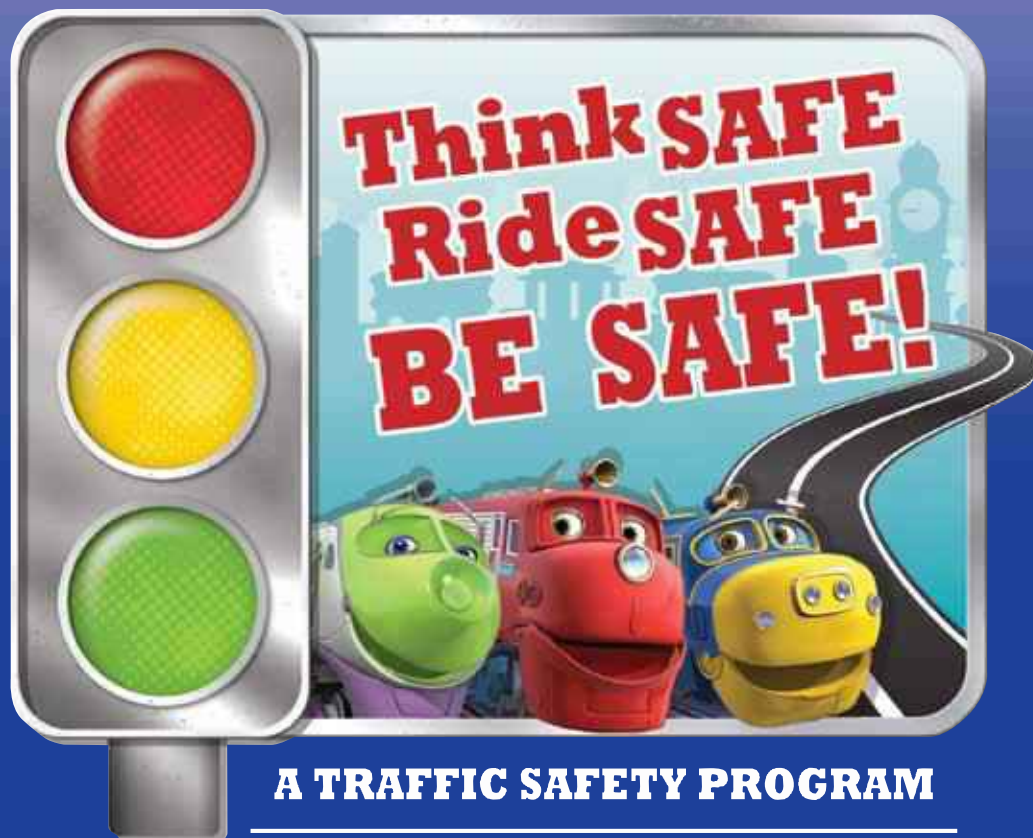


Activity Book



A TRAFFIC SAFETY PROGRAM



© Ludorum plc 2011

www.nhtsa.gov/parents

Table of Contents



In the Car

2-3



On Your Bike

4-5



When You Walk

6-7



On the School Bus

8-9



Welcome Parents!

This activity book is brought to you by the National Highway Traffic Safety Administration (NHTSA) and the producers of Chuggington™, the popular television show for preschoolers, and is designed to help teach valuable lessons in traffic safety.

Chuggington follows the adventures of three young “trainee” engines, Wilson, Brewster and Koko as they learn to “ride the rails” of life alongside the more experienced Chuggers in town.

As parents, you know a lot about how kids also look to their elders for guidance. Each day your children face new challenges, and your job is to help them meet those challenges while providing the secure environment they need to learn safely. One of the best ways to do that is to play an active, hands-on role in their learning.

This booklet is designed to help you do just that. It is full of fun, interesting activities (hosted by Wilson, Brewster and Koko!) that teach children how to be safe when they ride in the car, on the bus, on their bikes, or just when they walk down the street.

Children are more likely to remember the lessons in this book if you take time to go through the activities with them. Each page explains traffic safety from a child’s perspective and features activities to help children learn important traffic rules. While the activities are meant to be easy for 2- to 6-year-olds to understand by themselves, you can work on the activities with them to reinforce each lesson.

Children learn best when they are interacting with people who love them and want the best for them. People like you. So we hope that you and your children enjoy this booklet together and always remember to think safe, ride safe, be safe!

For additional traffic safety activities, parent resources and more, we encourage you to visit www.nhtsa.gov/parents.

Stay Safe!

NHTSA and Chuggington




A TRAFFIC SAFETY PROGRAM




How to Ride in the Car Safely

- Always ride in the back seat.
- Always ride in your car seat.
- Sit still while an adult buckles you in your car seat.
- Stay in your seat until Mom or Dad unfastens your strap.
- Tell an adult if YOU are unbuckled.
- Tell adults if THEY are unbuckled.



Color Them Happy!

"Jen and Ben always ride in the back seat, buckled in their car seats. That's where they are safest. Color them happy!"



Bike Time!

Can You Remember the Bike Rules?

"Mike can't ride his bike. He forgot the rules!"



Does he need his baseball cap? No!

"He needs his helmet! No helmet, no riding."



How to Ride Your Bike Safely


- Always wear your helmet. Make sure to buckle the chin strap.
- Ride only with an adult.
- Don't ride in the street.
- Ride on bike paths, in parks, or on the sidewalk.



"It's time to go to school. To start your day, you have to find your way through the maze. Make sure you hold an adult's hand when you cross the street."



Start



Finish



Find Your Way!



"When you walk, be sure to stop at the STOP sign and look left-right-left to check for cars."



How to Cross the Street Safely

Walk Safely

- Hold an adult's hand when walking.
- Walk on the sidewalk.
- If there's no sidewalk, walk facing traffic.
- No pushing or shoving when you walk.

Crossing the Street

- Stop at the edge of the street.
- Look left-right-left for cars.
- Don't cross if a car is coming.
- Use a crosswalk if there is one.
- Keep looking for cars as you cross.



Hold an adult's hand when walking.



How to Ride the School Bus Safely

Getting On

- Walk with an adult to the school bus stop.
- Wait five giant steps away from the road.

- Wait until the school bus driver says it is safe to get on.



On the School Bus

- Go straight to your seat.
- Sit facing the front of the school bus.
- Do what the school bus driver tells you.

Getting Off

- Look out for cars before getting off the school bus.
- When you're off, take five giant steps from the school bus.
- Don't cross the street unless the bus driver can see you.
- Look left-right-left to make sure no cars are coming.
- Wait for the driver to signal it is safe to cross.

*When you ride
The bus to school
You have to know
That safety RULES!*

*Make sure you come early
To wait for the school bus.
It's always much safer
To not have to rush.*

*Before the school bus comes
And you get to your seat
Keep five giant steps
Between you and the street.*

*Wait till the school bus stops
And the doors open wide
When the driver nods "Yes"
You climb safely inside.*

*When the bus gets to school
And comes to a stop
You must walk down the stairs,
Do not run, jump or hop.*

*Look left-right-left
No cars coming for sure
So you get where you're going
Safe and secure.*

Rhyme Time!



Can you spot the hazards?

Find the 4 things wrong with this picture. Color them first, then the rest of the picture.

1. Girl running, not walking on sidewalk. 2. Boy on bus not sitting in seat. 3. Girl in front of bus where driver can't see her. 4. Boy playing with ball in street.



To take our Traffic Safety Pledge go to
www.Chuggington.com/safety
or www.nhtsa.gov/parents.

