


Fun Games with Max & Lucy




**Activity and
Coloring Book**

www.OCTA.net/RailSafety
RailSafety@octa.net
(888) 855-RAIL





Lucy, Lucy! They are right next to the railroad tracks and don't even see the train coming!



Watch out! A train is coming!

Who are you guys?

I'm Max, and this is my big sister, Lucy. We're here to help you be safe around the railroad tracks.


Trains are cool and fun, but you should be careful when you are around them!


I thought trains are supposed to warn us with loud horns. I didn't hear it...

In some neighborhoods, trains may not always sound their horns.




That's right, Max. Those neighborhoods have quiet zones.





In a quiet zone, trains don't have to sound their horns, so you may not even know there is one coming!

It's important to always stop and look both ways before crossing the railroad tracks because a train may be coming at any time.



Remember these three words: Stop, Look and Listen!

Stop

Look

Listen




I always do it!

That's too hard on my neck!

Lucy's right. You need to look both ways!

We can't cross here. We must walk to the safe crossing area.

Why, Lucy? We could cross right here before the train even gets here.




Railroad tracks are private property and are owned by the train companies, so we can only cross at specific crossing areas. It's illegal to walk across the railroad tracks right here.

You mean it's breaking the law?




Yes! It's considered trespassing and there are fines, too! Look for crosswalks that show where you can cross safely.


Hey Max, see that train coming? I bet I can cross the tracks before it gets here!





Trains can travel as fast as 90 miles per hour – that's faster than a cheetah, the world's fastest animal!



You don't want to be a holiday ham, do you?!



Lucy, why is the flashing gate moving?




Does that mean we won something?

Actually, the flashing lights and ringing bells mean STOP.



Everyone, take a step back.

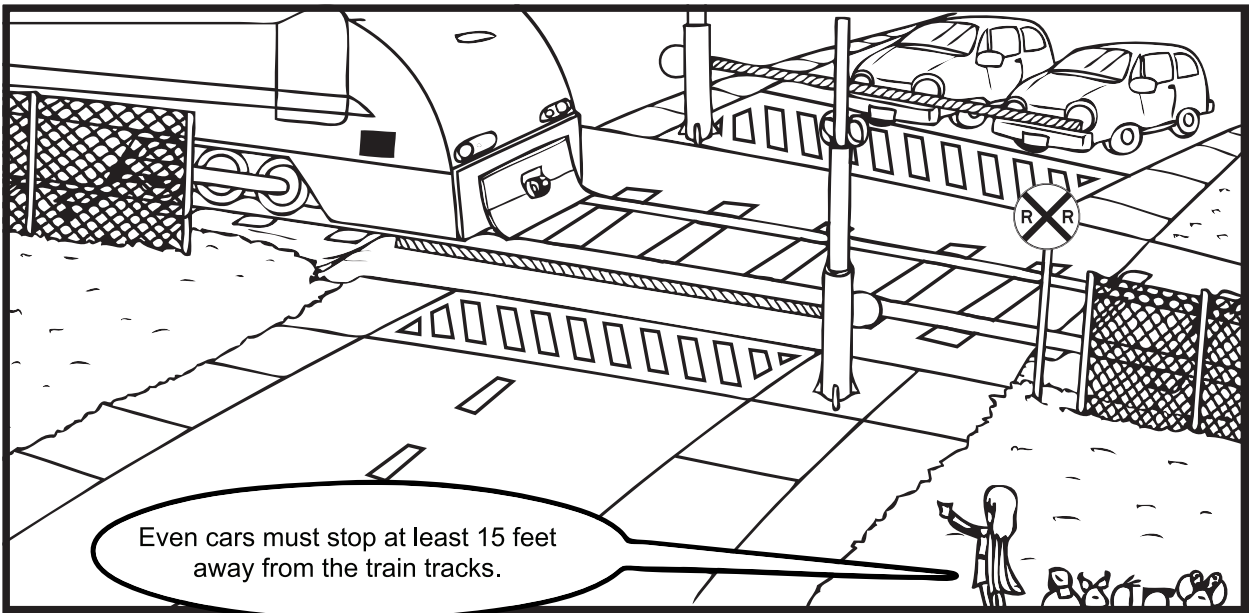
Why, Lucy?




When you're waiting at a railroad crossing, it's important to stand a safe distance away from the tracks, on the sidewalk, when a train is passing by. Trains are twice as wide as railroad tracks, and you don't want to get in the way!

And they weigh 450 tons – that's more than 54 elephants!





Even cars must stop at least 15 feet away from the train tracks.



I guess cars have to follow the rules, too.

But cars and drivers have extra steps to follow to avoid danger when crossing. Make sure your parents keep you safe by following the driving rules.



Now you know how to stay safe around railroad tracks and trains. Remember to always stop, look and listen before crossing the tracks!

We hope you won't get into any more trouble. Be rail safe!

Now that we know the rules, let's cross safely and get a treat at the ice cream shop!

I will be sure to stay away from railroad tracks since they are private property.

And I won't try to race any trains.

We'll be careful. Thanks to you, Max & Lucy!

Test your knowledge about railroad safety by filling in the blanks for these tips!


Always stop, look and _____ for trains before crossing the railroad tracks.

Trains can move in either _____ at any time!

Railroad tracks are _____ property! Walking along the tracks is considered trespassing.

Don't go around or under the _____ when they are down.

Be careful! Trains will not always sound warning _____.



Can you find all the words below hidden in the word search?

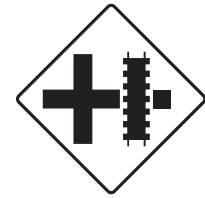
- CONSTRUCTION
- CROSSBUCK
- CROSSING
- DANGER
- ENGINEER
- FREIGHT
- GATE
- HORN
- OCTA
- PASSENGER
- PAVEMENT MARKINGS
- PEDESTRIAN
- QUIET ZONE
- RAILROAD
- SAFETY
- STOP
- TRACKS
- TRAIN
- WARNING SIGNS
- YIELD

M	N	L	R	T	O	Z	J	S	A	F	E	T	Y	M	N	R
B	O	P	A	R	A	I	L	R	O	A	D	T	E	K	I	E
S	P	Y	D	T	R	A	C	K	S	D	I	M	C	T	A	T
C	T	C	O	N	S	T	R	U	C	T	I	O	N	W	R	L
R	S	Q	U	I	E	T	Z	G	O	N	C	R	E	T	T	W
E	E	G	A	T	E	J	N	S	N	O	E	E	Y	S	P	O
G	R	Q	A	F	R	I	E	A	I	C	P	Q	O	L	T	V
N	G	Z	L	O	S	R	I	M	K	T	N	R	O	H	H	Q
E	N	O	E	S	B	R	Q	C	E	A	H	O	Q	B	G	U
S	A	N	O	C	T	P	U	R	P	R	D	H	G	T	I	I
S	D	R	S	S	I	B	W	O	E	T	G	L	J	K	E	E
A	C	A	E	I	S	O	A	D	I	G	A	E	E	A	R	T
P	B	D	N	S	I	W	H	O	L	I	N	S	Y	I	F	Z
Y	E	L	O	N	H	O	R	O	E	C	T	A	O	C	Y	O
P	X	R	E	N	G	I	N	E	E	R	D	A	D	N	E	N
U	C	W	Q	E	C	O	S	S	B	U	C	K	A	V	T	E
P	O	T	S	X	S	N	G	I	S	G	N	I	N	R	A	W
E	S	G	N	I	K	R	A	M	T	N	E	M	E	V	A	P




Match the rail safety signs with the descriptions of what they mean!

You'll see this sign at railroad crossing intersections. It means the same thing as a yield sign, and if there is more than one track, you'll see a sign below it telling how many tracks are there.



This sign warns drivers that the road ahead crosses railroad tracks. It is a reminder for drivers to slow down, look and listen for a train and be prepared to stop if the gates come down.



This sign identifies railroad crossings that appear right after a right or left turn.

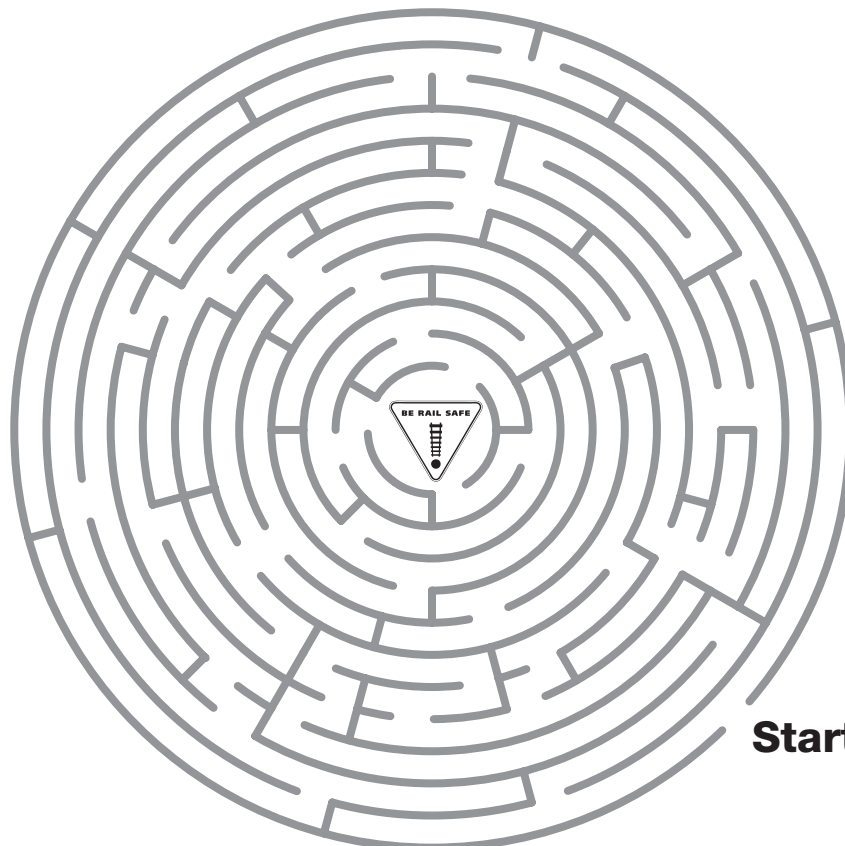


This sign tells drivers to stop and give the right of way to a train.



"Find the answers on our website at www.octa.net/RailSafety under Helpful Resources!"

Complete the maze to be Rail Safe!



Start



TIPS FOR YOU TO...



Look both ways before crossing!
Trains may not always sound their horns in quiet zones.



Cross only at safe designated areas.




Don't walk on railroad tracks -
it's dangerous and illegal.



Find more rail safety kids activities on the website.

It's important to know and learn the railroad warning signs.



Don't go around or under the gates when they are down.



Contact Us:

- (888) 855-RAIL
- RailSafety@octa.net
- www.octa.net/RailSafety
- @RailSafeSarah
- OC Rail Safety

