



**OPERATION**  
**LIFESAVER**  
Rail Safe

**MAINLINE**  
**MIDDLE SCHOOL**

meet...

EJ



LOL

Class Clown

TAYLOR



Most Likely to  
Save the World

ASHLEY




Most School  
Spirited



*It's Monday Morning*

**TAYLOR AND EJ  
WALK TO SCHOOL**

**ALONG THE WAY  
THEY APPROACH  
TRAIN TRACKS**



**THINKS OF HIS NEXT  
PRANK**



**CHECKS THE SIGNS  
AND SIGNALS**

# 4 SIGNS & SIGNALS



## ADVANCED WARNING SIGN

warns that the road crosses railroad tracks ahead



## CROSSBUCK


which means you are at the railroad track



## EMERGENCY SIGN

shows the railroad's emergency phone number and the crossing number

(This is the first number you should call if there is an emergency)



## FLASHING RED LIGHTS

if the red lights are flashing, it means there is a train coming

THE LIGHTS FLASH...

*Where*

*should they*

**STAND?**

**THEY**

*should*

**STAND**



**1**

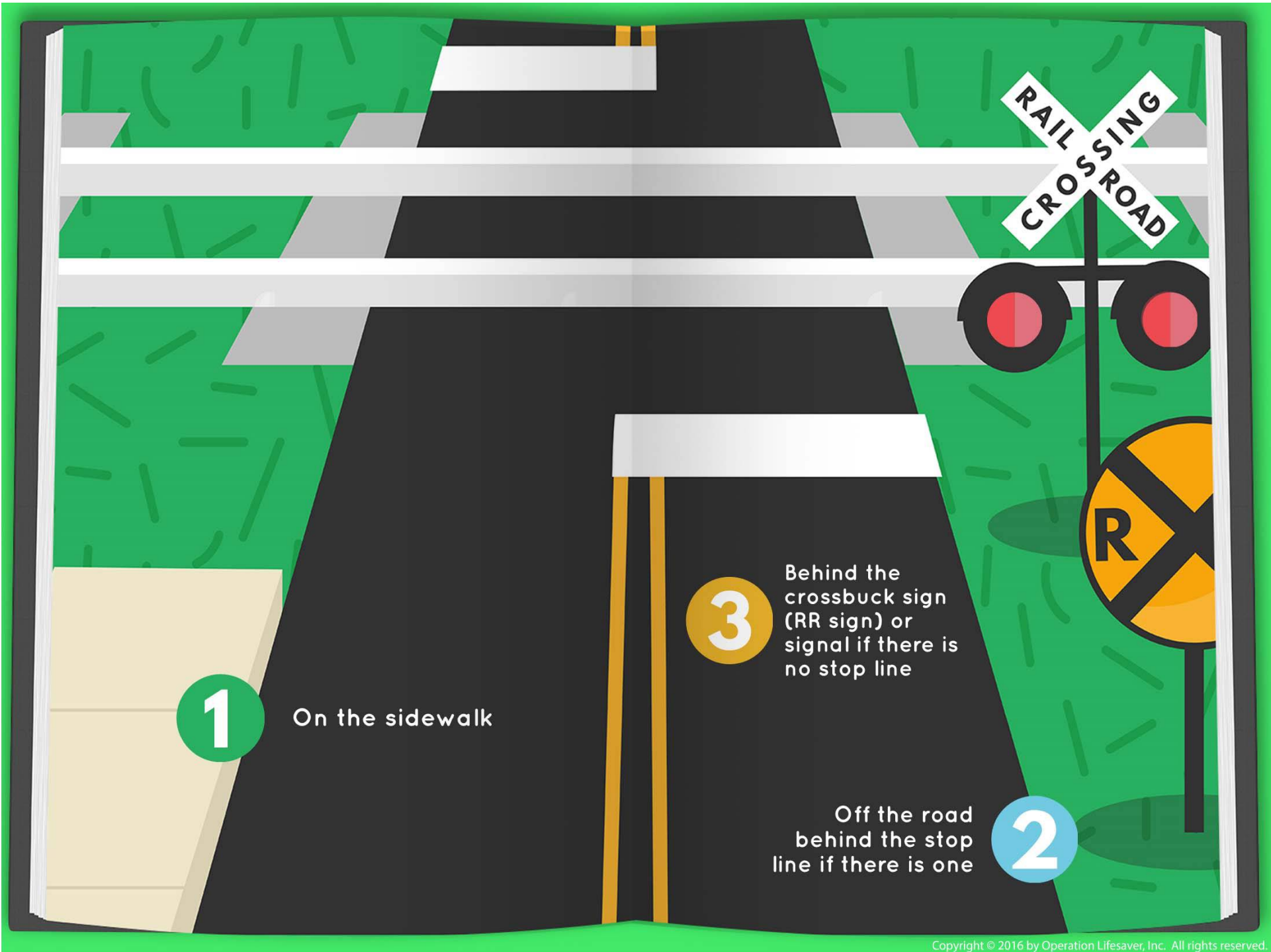
On the sidewalk

**2**

Off the road  
behind the stop  
line if there is one

**3**

Behind the  
crossbuck sign  
(RR sign) or signal  
if there is no  
stop line



1

On the sidewalk

3

Behind the crossbuck sign (RR sign) or signal if there is no stop line

2

Off the road behind the stop line if there is one

A white 'X' shaped sign with the words 'RAILROAD' and 'CROSSING' written diagonally across it.

RAILROAD  
CROSSING

A blue rectangular sign with white text providing emergency contact information.

REPORT PROBLEM  
OR EMERGENCY  
1-800-555-5555  
X-ING 123 456 X  
XYZ RAILROAD

An illustration of a railroad crossing. On the left, a black road with white stripes leads to a green grassy area. A black signpost holds a white 'X' sign and a blue emergency sign. A yellow circular sign with a black 'R' and a black 'X' is also visible. The right side of the image is a solid red background.

FOLLOW SIGNS  
LETTING YOU KNOW  
WHERE IT IS SAFE  
TO CROSS THE TRACKS

ANYWHERE ELSE IS  
**DANGEROUS**  
AND ILLEGAL

did you  
**KNOW?**


*Trains can be at least*

**3 FEET**

**WIDER**

**than the track they are on**

If you are standing  
too close



**YOU COULD GET HIT**




The average freight train  
**CAN TAKE OVER A MILE TO STOP**

**THAT'S 18 FOOTBALL FIELDS**

# **RAILROAD BRIDGES AND TUNNELS ARE DANGEROUS PLACES**



**IN TUNNELS THERE IS ONLY  
ENOUGH ROOM FOR THE TRAIN**




**TRESTLE AND RAILROAD BRIDGES  
ARE ONLY DESIGNED FOR TRAINS**



**TRIP**  
to the  
**MUSEUM**



**EJ LEADS A PACK  
OF STUDENTS TOWARDS  
THE TRACKS**



**ALL OF  
A SUDDEN...**



**A TRAIN  
COMES AROUND  
THE BEND**

**EJ PLAYS  
CHICKEN WITH  
THE TRAIN...**



**TAKE A  
PICTURE!**

*I'll post it  
on my feed!*

**AND THEN HE  
GRABS A ROCK...**



**AND  
THROWS IT**

what is  
**WRONG**  
**HERE?**

1

The Object



2

The Person



3

The Distraction



# OBJECTS AND TRAINS

**DON'T  
MIX**



Throwing or placing objects  
on the rails is *ILLEGAL*  
and *POTENTIALLY DEADLY*

# PEOPLE AND TRAINS



## DO NOT...



**PLAY ON RAIL CARS**



**CRAWL UNDER  
A TRAIN**



**BIKE, WALK, OR  
RUN ON TRACKS**


**DISTRACTIONS AND  
TRAINS**



**ALWAYS BE ALERT  
AROUND TRACKS  
AND TRAINS**



TRACKS ARE FOR **TRAINS**, not for people!



**STAY OFF!**



**STAY AWAY!**



**STAY ALIVE!**

**STAY FOCUSED**

**ALWAYS BE ALERT AROUND  
TRACKS AND TRAINS**

**STAY FOCUSED**

**PUT DOWN YOUR PHONE, TABLET, GAME,  
OR ANY OTHER DISTRACTION**

# STAY FOCUSED

**DO NOT TAKE PICTURES, SELFIES, OR  
VIDEOS ON OR NEAR RAILROAD TRACKS**

# STAY FOCUSED

**DON'T EVER ASSUME TRACKS ARE  
ABANDONED OR INACTIVE**

**ALWAYS EXPECT A TRAIN**

---

# BIKES



**NEVER RIDE ON OR ALONG  
RAILROAD TRACKS!**

**USE ONLY DESIGNATED RAILROAD  
CROSSINGS – AND ALWAYS GET OFF  
YOUR BIKE TO CROSS THE TRACKS**

# MOTORIZED VEHICLES



**ATVS, SNOWMOBILES, FOUR-  
WHEELERS, DIRT BIKES, ETC.,  
DO NOT BELONG ON  
RAILROAD TRACKS**

TAYLOR AND ASHLEY'S

# TRIP DOWNTOWN




**ALWAYS STAND BEHIND  
THE PAINTED OR RAISED  
PLATFORM EDGE MARKINGS**



**STAY BEHIND LINE**

as a  
**TRAIN PASSENGER...**




**BE CAREFUL GETTING ON AND OFF  
THE TRAIN – THERE MAY BE A GAP OR STEPS  
DOWN TO THE GROUND**

HOLD ON TIGHT TO

**POLES**

*or*

**SEATS**



*a year to*

**REMEMBER**

**WHAT DID  
YOU LEARN?**

I learned that you should always  
check the signs and signals before  
crossing railroad tracks

EJ

I learned that trains can be at least three  
feet wider than the tracks they're on!

*Ashley*

**I LEARNED THAT IT CAN TAKE A  
TRAIN A MILE OR MORE TO STOP!**

**TAYLOR**

I also learned that the ENS sign  
shows the railroad's emergency  
phone number and crossing number

EJ



**MAINLINE  
MEMORIES**

# LOOK



If a train passes in one direction, **DO NOT ASSUME IT IS SAFE TO CROSS** – *another train* might be coming from *the other direction* on *another track*



# LOOK



If there are *no gates or flashing lights*,  
it is even more important to stay *far enough  
away* so that you can see in **BOTH DIRECTIONS**




# LOOK



*At some railroad crossings, you may see*

**MORE THAN ONE TRACK**



# LISTEN



**ALWAYS BE AWARE** when you are  
around tracks and trains –  
*remove headphones or earbuds*



# LISTEN



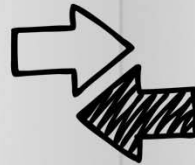
**MANY PEOPLE** believe they will always *hear a train coming*, but some trains are *quiet* and can be *difficult to hear*



# LIVE



Trains can run on any track,  
*in any direction,* **AT ANY TIME**



# LIVE



*Understand* that  
**ANY TIME IS TRAIN TIME!**



# LIVE



Trains, *even passenger trains*,  
**DO NOT** always run on schedule



# LIVE



They can run at **ANY TIME**  
*of the day or night*

