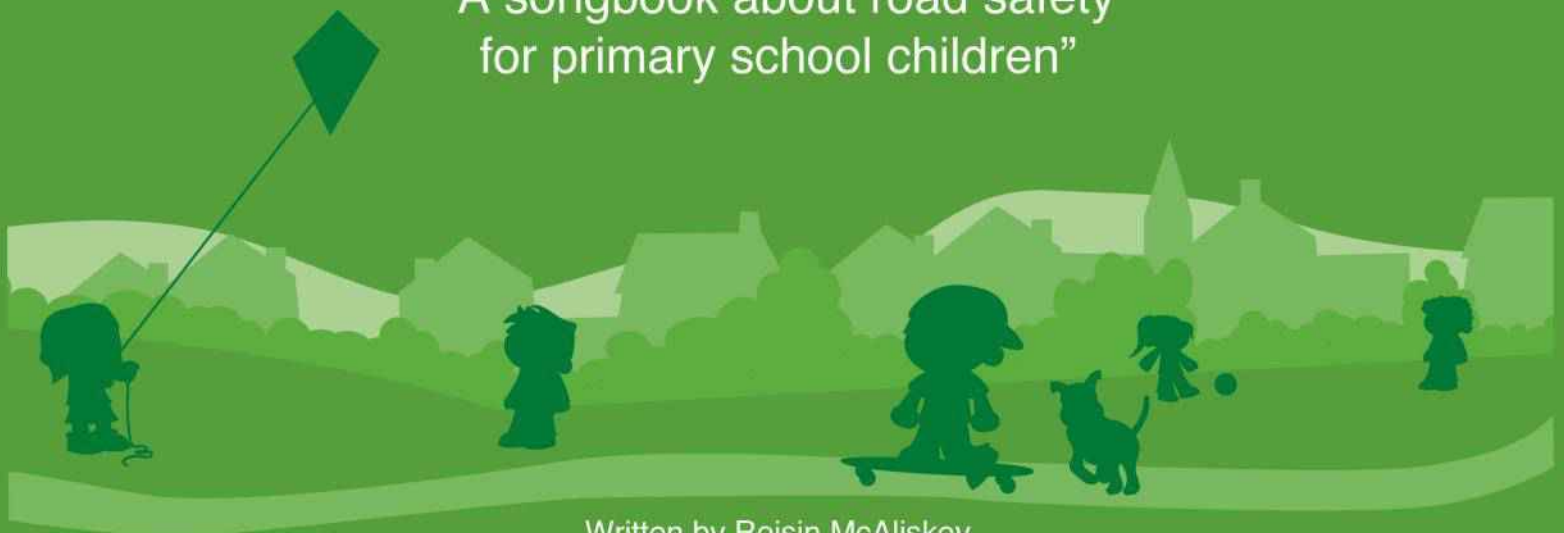


JOURNEY TO SCHOOL ROAD SAFETY SONGBOOK



“A songbook about road safety
for primary school children”



Written by Roisin McAliskey
Illustrated by Jane Donaghy

An initiative for the Community Transport Association delivered by STEP

About this songbook

This songbook is the product of a project funded by the Department of the Environment (DOE), Road Safety & Vehicle Regulation Division (RS & VRD), through Community Transport Association (CTA), which administers the road safety grant on behalf of the Department. The song book is aimed at primary school children, particularly, keystage 1 as a follow up to the **“Journey to School—What Are The Rules?”** booklet (2012) and **“Road Safety Rules—What Should You Chose?”** (2013). PDF copies of both of these publications are available on the project website www.journeystoschool.com

In this project a new element of “learning through music” is introduced. According to research in Childcare Exchange Magazine, among other **benefits**, *“music develops listening skills, music helps children (and adults!) remember and music helps children speak clearly and pay attention”*, if the messages of road safety are therefore captured in music and song, the ability of young children to react, remember and respond to them will be increased. The two project characters, Maria and Mark will introduce a collection of songs themed on road safety issues specific to children.

Supported by DOE Road Safety Grants, administered by Community Transport Association and delivered by STEP



Notes for parents and teachers

According to the DOE road safety strategy 2020 "*The immediate and short-term benefits of road safety education at early ages are well established. Research indicates that children and young people who have received such interventions make safer drivers in later life*". This project aims to bring a message to every child at keystage 1 level in NI; by reaching them at this early age with repetitive musical messages there will be retention of the messages later in life when they may recall the songs.

Children love to perform and will no doubt carry the songs from this book home to sing with older and younger siblings, parents and family members which will increase the reach of the road safety messages and contribute to the reduction of fatalities and injuries on our roads.

On each page there is a voice score for each song (all in the key of C) and the lyrics for each song. The song melodies are recognisable nursery rhymes. Lyric sheets are available for download on the www.journeytoschool.com website. The accompanying CD includes a vocal track for each song and an instrumental only track to allow classes to perform the songs. Sound files of each song are also available on www.journeytoschool.com

Art Competition

As part of this project—every primary school in Northern Ireland received notification of an Art Competition requesting pupils to submit a road safety picture with a short line describing what the message was in their picture. After a phenomenal response to the competition, a number of winning entries have been selected to illustrate this song book and the CD cover. Congratulations to all our winners and well done to all the boys and girls who submitted entries.

Winners

- P1.* John Brown, Cumran P.S., Co Down
- P2.* Ryan Topping, Lisbellaw P.S., Co Fermanagh
- P3.* Matthew Bushe, Crumlin Integrated P.S., Co Antrim
- P4.* Michael Nevin, **St. Joseph's P.S. Belfast**
- P5.* Amos Johnston, Irvinestown P.S., Co Fermanagh
- P6.* **Jack O'Shea, St Nicholas' P.S., Co Down**
- Joint P7.* Nicola Murray, Dumadonnell P.S. Co Down
- Joint P7.* Anna McKenna, Holy Rosary P.S. Belfast

Contents

Page 6	P1 Winning Artwork
Page 7	Song 1—Stop! Look! Listen!
Page 8	P2 Winning Artwork
Page 9	Song 2—Safe & Happy On The Bus
Page 10:	P3 Winning Artwork
Page 11:	Song 3—Crossing-O
Page 12:	P4 Winning Artwork
Page 13	Song 4— Car Rules Rule!
Page 14:	P5 Winning Artwork
Page 15:	Song 5—The Wheels On My Bike
Page 16:	P6 Winning Artwork
Page 17:	Song 6—Seatbelt Safety
Page 18:	P7 Winning Artwork
Page 19:	Song 7—Hooray For Safe Play
Page 20:	P7 Winning Artwork
Page 21:	Song 8—Journey To School
Page 22:	Road Safety Rules Recap
Page 23:	Acknowledgements





1st Name: John Brown School: Cumran P.S. Co Down
Message: "Wear your belt on the bus"



2nd Name: Macie Haggart School:
Bridge Integrated P.S. Co Down
Message: "Don't go until the lollypop
says go!"



3rd Name: Abi Neill
School: Bush P.S. Co Tyrone
Message: "Cross the road with the
lollipop person"

Stop! Look! Listen!

(Frère Jacques)

Voice

Stop! Look! List - en! Stop! Look! List - en! Cross-ing the road,

Vo.

Cross-ing the road, Yo - u-must re-mem - ber! Yo - u-must re-mem - er! The

Vo.

Green Cross Code The Green Cross Code



The aim of this song is to remind children of the green cross code and the call to stop, look, listen! This is a simple song that should create a memorable message that children will recall when crossing the road.



1st Name: Ryan Topping School: Lisbellaw P.S.
 Message: "Always hold an adult's hand when you cross the road"



2nd Name: Evan Bradley
 School: St. Columba's Kilrea
 Message: "Going to school safely"



2nd Name: Olivia-Rae Carroll
 School: Crumlin Integrated P.S.
 Message: "Follow road safety rules"

Safe & Happy On The Bus

(If you're happy and you know it)

Voice 
When you're get-ting on the bus just take your time, If there

Vo. 
are a lot of peop-le, get in line Sit down on a seat you pick, Then put on

Vo. 
your seat belt quick, It will keep you safe when the bus is on the move

2. Make sure your school bag isn't in the way

It might trip someone and they could hurt their head

Don't distract the driver please,

They are driving carefully,

And stay on your seat until the bus has stopped

3. When you're getting off the bus, just take your time, Wait until it's stopped then down the steps you climb,

Wait until the bus goes,

Before you try to cross the road,

When the traffic's clear just follow your green cross code



This song aims to teach children about the rules of safe bus travel in terms of getting on the bus, what rules to follow when the bus is moving and also how to safely get off the bus. Many serious injuries and fatalities are caused by people trying to cross the road when the bus is affecting their view of the traffic.



1st

Name: Matthew Bushe
School: Crumlin
Integrated P.S.
Co Antrim
Message:
"Be safe, Be Seen!"



2nd (above) Name: Aimee
School: St Finlough's P.S. Co Derry
Message: "My picture shows not to play on
the road!"

3rd (right) Name: Abbie Crawford
School: Laghey P.S. Co Tyrone
Message: "Wear reflective gear when it's dark!"



Crossing-O

(B-I-N-G-O)

Voice 
There are some rules to follow when you want to cross the road

Vo. 
D - O - E Road Saf - et - y D - O - E Road Saf - et - y D - O - E Road

Vo. 
Saf - et - y Be Safe, Be Seen, Be Liv - ing!

2. If you are with an adult
you should hold onto their hand
D-O-E Road Safety
D-O-E Road Safety
D-O-E Road Safety
Be safe, Be seen, Be living

3. Look for a safe place like a zebra
or a pelican crossing
D-O-E Road Safety
D-O-E Road Safety
D-O-E Road Safety
Be safe, Be seen, Be living

4. Make sure that you can see both ways,
look right, look left and listen
D-O-E Road Safety
D-O-E Road Safety
D-O-E Road Safety
Be safe, Be seen, Be living

5. Walk straight across the quiet road
but keep on looking and listening
D-O-E Road Safety
D-O-E Road Safety
D-O-E Road Safety
Be safe, Be seen, Be living



The aim of this song is to reiterate the steps that should be taken to cross the road safely. It also brings in some level of brand recognition for DOE Road Safety who have funded this project and uses one of the previous DOE Road Safety campaign straplines "Be Safe, Be Seen"



1st

Name: Amos Johnston
 School: Irvinestown
 P.S. Co Fermanagh
 Message:
 "Always read the signs
 when you are going to
 school"




2nd Name: Annie Agnew
 School: St. Paul's Ahoghill, Co Antrim
 Message: "Going to school safely"





3rd Name: Caelan
 School: St Comgall's P.S., Co Antrim
 Message: "Always wait for the
 green man"


Car Rules Rule!

(Three Blind Mice)

Voice 
In the car, I sit on my boos - ter seat, I put on my belt, and

Vo. 
make sure it fits me. I'd nev - er tr - y to op - en the door, Or

Vo. 
take my belt o - ff to stand on the floor, Or put my head or arms

Vo. 
out as we drive, I want to stay a - live



The aim of this song is to remind children of the various “dos” and “don’ts” of safe travel in a car, a step-by-step reminder that makes them think about the fact that their behaviour here can be the difference in staying a live or not.



1st Name: Michael Nevin School: St Joseph's P.S.
 Carryduff, Belfast

Message: "My picture is about finding a safe place to cross"



2nd Name: Órlaith Farrell
 School: Clonalig P.S., Co Armagh
 Message: "Be safe, be seen"



3rd Name: Abigail Murray
 School: Drumadonnell P.S., Co Down
 Message: "Please keep safe! Wear your seatbelt"

The Wheels On My Bike

(The Wheels On The Bus)

Voice

The wheels on my bike go round and round, Round and

Vo. ⁷

round, round and round The wheels on my bike go round and

Vo. ¹³

round, I must ride on it safe ly!

2. The helmet that I wear, protects my head,
Protects my head, protects my head
The helmet that I wear, protects my head,
I must make sure it fits me

3. The brakes on my bike they stop me now,
Stop me now, stop me now
The brakes on my bike they stop me now,
I must make sure they're working

4. The light on my bike is glowing and bright,
Glowing and bright, glowing and bright,
And the clothes that I wear are glowing and bright,
I must make sure you see me

5. The bell on my bike goes ding-a-ling-ling,
Ding-a-ling-ling, Ding-a-ling-ling,
The bell on my bike goes ding-a-ling-ling,
I must make sure you hear me




This song aims to teach children about the various things they must consider for safe cycling: brakes, helmet, bell, light and high-visibility clothing and suggests the reasons why they are important i.e. So they can be seen, heard etc.



1st Name: Jack O'Shea School: St Nicholas' P.S.,
Ardglass, Co Down

Message: "There are many different ways to travel safely to school"



2nd Name: Sophia Constantino
School: St Oliver Plunkett's P.S.,
Co Armagh
Message: "Don't get distracted and
careless when you are crossing"



3rd Name: Kate McCafferty
School: Longtower P.S., Derry
Message: "Don't text while you're
crossing!"

Seatbelt Safety

(Twinkle, Twinkle)

Voice



When you're trav-ell ing in a car put on your seat belt and be a star!

Vo. ⁵



Al-ways re - mind your fam - il - y It could save your life you see! So

Vo. ⁹



wear your seat - belt and be a star Ev' ry time you're in a car

2. When you're riding on a bus

Put on your seatbelt without a fuss
Always remind your family
It could save your life you see
So wear your seatbelt without fuss
Every time you're on the bus



This song aims to remind children that they must always wear their seatbelt as it could be lifesaving. There is also a call to remind their family thus inciting road safety discussion at home.



1st

Name: Anna McKenna
 School: Holy Rosary
 P.S., Belfast
 Message:
**"Make sure you have a
 light on your bike at
 night"**



3rd Name: Elizabeth Gynne
 School: St Joseph's P.S., Carryduff
 Message: **"Cross the road safely at a
 zebra crossing or where there is a
 lollipop person"**



3rd Name: Alexandra Durand
 School: Edenderry P.S., Portadown
 Message: **"Follow the rules — stop,
 look, listen!"**

Hooray for Safe Play

(Heads, Shoulders, Knees and Toes)

Voice 
Balls, sk-ate-boards and scoo-ters Go Karts, roll-er-blades and flick-ers

Vo. 
Nev - er play with them on the road It is dange-rous don't you know?


Vo. 
Play safe, a - way from traf - fic as it goes... as it goes!




The aim of this song is to identify some of the toys or vehicles that children may be tempted to play with or ride on the road and to give the specific warning not to do so because of the associated danger.



1st Name: Nicola Murray P7 School: Drumadonnell P.S.
 Message: "Always put on your seatbelt!"



2nd Name: Rory O'Hare P7
 School: Killowen P.S., Co Down
 Message: "Make sure you are safely crossing the road"



3rd Name: Alfie Mills P2 School:
 St. Mary's Lisbuoy, Co Tyrone
 Message: "You must have a bell on your bicycle!"

Journey To School

(This Old Man/I Love You, You Love Me)

Voice



I tell my friends, and fam - il - y We all must think of

Vo.



road saf - et - y, When I'm on the bus on my Jo - our - ney to School,

Vo.



I will fol - low Road Safe - ty Rules

2. I tell my friends and family
We must all think of road safety

When I'm in the car on my Journey to School

I will follow Road Safety rules

3. I tell my friends and family
We must all think of road safety

When I'm on my bike on my Journey to School

I will follow Road Safety rules

4. I tell my friends and family
We must all think of road safety


When I'm walking on my Journey to School

I will follow Road Safety rules



The aim of this song is for children to think about the various ways in which they travel to school and consider the rules associated with each of these modes of transport. There is a call for the children to also discuss road safety with friends and family.

Some of the things Maria and Mark have learnt about travelling safely to school....



You should always remember to **"STOP-LOOK-LISTEN"**



You should always wear a helmet when you ride your bicycle




You must always stay seated when the school bus is moving and wear your seatbelt



You should always wear your seatbelt when travelling in the car



You should cross the road where there is a crossing or lollipop person



You should always play ball games away from roads

Acknowledgements

We would like to take this opportunity to thank all of those who were involved in the development of this booklet as part of the "Journey to School III" project delivered by STEP on behalf of the CTA funded by DOE NI.

We would like to thank the primary schools across Northern Ireland who have welcomed this project and encourage them to use the song book, CD, and website resources to get the message of road safety across to our children.

We would like to thank Roisin McAliskey for writing and performing the songs, formatting and designing the song book and organising the showcase event. Also Clintyclay P.S., Co Armagh, for their performances on the CD. We thank Taylor Studios for production and recording of the CD and Jane Donaghy for provision of illustrations. We also thank Linkni.com for design of the website www.journeytoschool.com where pdf versions of the previous projects booklets & teaching resource pack, song lyric sheets and sound files of the songs are available for download.





www.journeyschool.com

 **DOE** **Road Safety Grants**
administered by **Community Transport Association**

 **STEP**
SOUTH TYRONE EMPOWERMENT PROGRAMME

www.ctauk.org www.doeni.gov.uk/roadsafety www.stepni.org

Copyright©2014 Roisin McAliskey