

ROAD SAFETY RULES



What Should You Choose?

A guide to road
safety for primary
school children



Written by Roisin McAliskey
Illustrated by Jane Donaghy

An initiative for the Community Transport Association delivered by STEP

About this booklet

This booklet is the product of a project funded by the Department of the Environment (DOE), Road Safety & Vehicle Regulation Division (RS&VRD), through Community Transport Association (CTA), which administers the road safety grant on behalf of the Department. The booklet is aimed at primary school children as follow up to the “Journey to School—what are the rules ?” booklet launched in 2012 which was provided to schools in Dungannon & South Tyrone. Pdf copies are available online at www.journeytoschool.com.

Feedback from the initial booklet suggested that a further publication with scenarios that children could decide what action the characters should take might be a useful learning tool.

Note to parents, guardians & teachers

As well as the short decision-based stories which young children can enjoy, the project includes a teaching pack which all schools in Northern Ireland will receive to aid in the delivery of road safety education. Worksheets in this teaching pack and available on the website will allow conversations to be opened regarding safety issues. Adults reading the booklet with children are encouraged to ask questions as to why they have made their specific decisions.

The book is available in English, Portuguese, Polish, Russian and Lithuanian and pdf versions are available online at www.journeytoschool.com

**Supported by DOE Road Safety Grants, administered by
Community Transport Association and delivered by STEP**



This is Maria – she is in P3. Her next door neighbour Mark is in P4. Maria likes to draw and paint and Mark likes to play football and read. They are good friends.



Maria and Mark have been learning about road safety in school this week—can you help them make the correct decisions?

Some of the things Maria and Mark have learnt about travelling safely to school....



You must always stay seated when the school bus is moving and wear your seatbelt



You should always wear your seatbelt when travelling in the car



You should always play ball games away from roads



You should always wear a helmet when you ride your bicycle



You should cross the road where there is a crossing or lollipop person




You should always remember to "STOP-LOOK-LISTEN"

Maria and Mark are walking to the shop to buy new magazines...

There is a footpath that leads from Maria and Mark's road the whole way to opposite the shop and a zebra crossing will help them to cross the road.

Or, they could take a shortcut where there is no footpath and some of it through a farmer's field. They will have to cross the road themselves but it means they will get there five minutes quicker and it isn't such a long walk.



“What should we choose?” Mark asks Maria

“We must think of the rules” Maria tells Mark

WHAT DO YOU THINK THEY SHOULD CHOOSE?

Did you choose the footpath? Yes—you are right!!

“We must choose the footpath route” Maria tells Mark

Mark agrees “Yes - the other way might be quicker and we would get our magazines sooner but it is always safer to walk on a footpath and cross at a crossing.”



Cars do not always see pedestrians travelling on the road in time to stop—if you do have to walk somewhere without a footpath:

- ◆ Wear highly visible or reflective clothing
- ◆ Stay as close to the hedge as possible
- ◆ Always walk on the right hand side of the road and face oncoming traffic
- ◆ Only cross at a safe place where you can see and hear traffic
- ◆ If you are walking on country roads you must watch out for tractors and farm machinery. They are very noisy and it can be difficult for the driver to hear or see you from a height

Maria and Mark are going home from drama practice at their local hall...

Practice is over early and their friend's big brother says he will give them a lift home. He has only one booster seat in his car.

They could take a lift and be home in time to watch their favourite programme on TV or they could wait inside the hall for Mark's Dad who has both Maria and Mark's booster seats in his car.



“What should we choose?” Maria asks Mark

“We must think of the rules” Mark tells Maria

WHAT DO YOU THINK THEY SHOULD CHOOSE?

Did you choose that they should wait? Yes—you are right!!

“We must wait for my Dad” Mark tells Maria

Maria agrees “Yes - we might get home in time to watch all of our programme but it could be very dangerous for us to travel without a booster seat.”




You must always be properly seated and protected in a moving vehicle. When you travel in the car you should:

- ◆ Always wear your seatbelt correctly and never, ever tuck it under your arm
- ◆ Always use a booster seat if you are under 135cm tall or under 12 years of age and always wear your seatbelt
- ◆ You should not distract the driver or play with windows or doors
- ◆ You should never put your head out the window or sunroof
- ◆ You must also remember not to get into the car of a stranger

Maria and Mark are playing tennis at Maria's house...

The ground around Maria's house is full of stones and puddles and there is not much space. Out on the road they notice that the surface is smooth and the ball would bounce a lot better.

They could keep playing outside the house or choose a different game to play, or they could play tennis out on the road where it would be easier to play.



“What should we choose?” Mark asks Maria


“We must think of the rules” Maria tells Mark

WHAT DO YOU THINK THEY SHOULD CHOOSE?

Did you choose staying at Maria's house? Yes—you are right!!

“We must stay outside my house” Maria tells Mark

Mark agrees “Yes - the ball might bounce better on the road but drivers might not see us in time. They might not be able to stop and we could get badly hurt. It also wouldn't be safe if the ball bounced on someone's window.”




It is very dangerous to play ball games on the road. You must remember:

- ◆ If you are playing ball near the road, you should never run out on the road to get your ball back, you should always ask an adult to get it for you
- ◆ If your friends suggest playing on the road you should say and warn them about the dangers

Maria and Mark want to take Spot the dog for a walk to the park...

The dog is jumping around and does not want to have his lead attached to his collar before they leave the house.

They could let Spot walk beside them on the way to the park and call him to make sure he stays beside them; that way they can get to the park before it closes. Or, they could ask an adult to help put the lead on and walk with them to the park.



“What should we choose?” Maria asks Mark


“We must think of the rules” Mark tells Maria

WHAT DO YOU THINK THEY SHOULD CHOOSE?

Did you choose getting an adult to help? Yes—you are right!!

“We must ask an adult to help” Mark tells Maria

Maria agrees “Yes - Spot could run out in front of a car or another vehicle and cause a crash. An adult will show us how to control him on the road and help us cross the road safely.”



Animals on the road can be very dangerous for everyone. You must remember:

- ◆ To always close the gate if you have a dog so it will not run out onto the road
- ◆ If you are walking the dog on the road, it should always be on a lead
- ◆ You should always Stop-Look-Listen before crossing and try to teach the dog to stop and sit before crossing
- ◆ You should never approach a strange dog

How many correct choices did you make?

If you made **0-1** correct choices you will learn from Maria and Mark how important the safety rules you choose are for you

If you made **2-3** correct choices you have made a very good start and can learn a little bit extra to choose the rules that will keep you safe


If you made **4** correct choices you have done very well to understand the correct rules to choose for road safety, remember to keep learning!

Acknowledgements

We would like to take this opportunity to thank all of those who were involved in the development of this booklet as part of the “Journey to School II” project delivered by STEP on behalf of the CTA funded by DOE NI.

We would like to thank the primary schools across Northern Ireland who have welcomed this project and encourage them to use the booklet, teaching pack and website resources to get the message of road safety across to our children.

We would like to thank Roisin McAliskey for writing & formatting the book, teaching pack and organising the showcase event and Jane Donaghy for provision of illustrations. We also thank STL Interpreting & Translation Services for providing translations for the booklet and website and to Linkni.com for design of the website www.journeytoschool.com where pdf versions of the booklet are available for download.



www.journeytoschool.com

 **DOE** **Road Safety Grants**
administered by **Community Transport Association**



www.ctauk.org www.doeni.gov.uk/roadsafety www.stepni.org

Copyright©2013 Roisin McAliskey