

NEW YORK STATE FIRE
HERSHEY'S




FIRE SAFETY ACTIVITY BOOK






Hello, I'm Hershey, the fire safety dog. I work for the *New York State Office of Fire Prevention and Control*. I'm here to help you learn about and be safe from fire and other things that can harm you.

JANUARY



This is a space heater. Does your family use one?




Always keep space heaters at least 3 feet away from anything that could burn. Also, never use a space heater around flammable objects and small children.

FIRE PREVENTION



Wood stoves and fireplaces can be very dangerous if not used properly. You should always use a carbon monoxide detector, especially during winter months.



A fireplace should always have a screen or glass doors to keep sparks out of the room.

MARCH





Firefighters can look pretty scary in their masks and other gear.




But there's nothing to be afraid of. Firefighters are our friends.

APRIL



This month, tell your Mom or Dad to put a new battery in your smoke alarm. It should be replaced twice a year.




What does your smoke alarm sound like? It should be tested every month to make sure it will be ready in an emergency.

MAY



May is "Operation EDITH" month. E.D.I.T.H. Stands for "Exit Drills In The Home". Do you have a family escape meeting place?



See if you can get through this maze to reach the Safe Meeting Place.


JUNIE



Cookouts and Barbecues are fun, but grills are for adults. They can be very dangerous.



These tools are for grown-ups. Some can be very hot and some can start fires.



Fireworks are fun to watch but they should only be handled by professionals.



Staying away from danger will insure you have a happy and safe Fourth of July!

A TIGHT FIT



Be careful around campfires. Keep things that could burn a good distance away.



Make sure the campfire is out when you leave and when you sleep at night. The only way to really be sure is to use water and stir the ash.

SEPTEMBER




Remember, If your clothes ever catch fire, don't run, just...

STOP



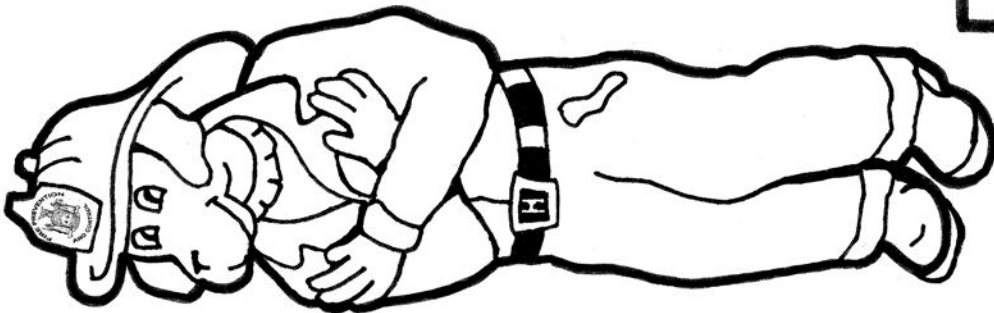
DROP



&



ROLL



STOP, DROP, AND ROLL!

OCTOBER



Remember to be safe with jack-o'-lanterns. Also this month, it's time to change the battery in your smoke detector again.

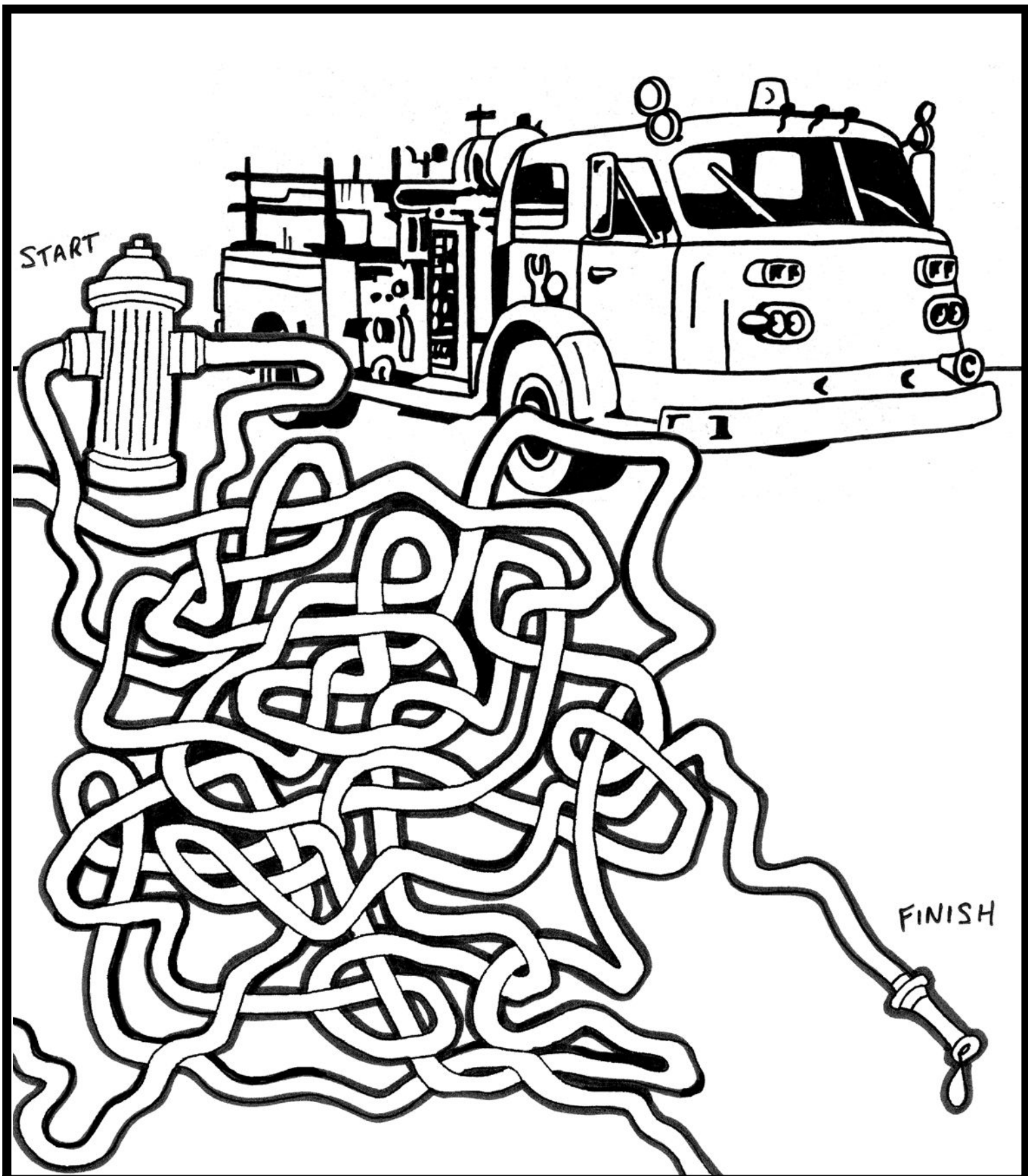


National Fire Safety Week is also in October, so you may see some of my friends and co-workers at your school.


NOVEMBER



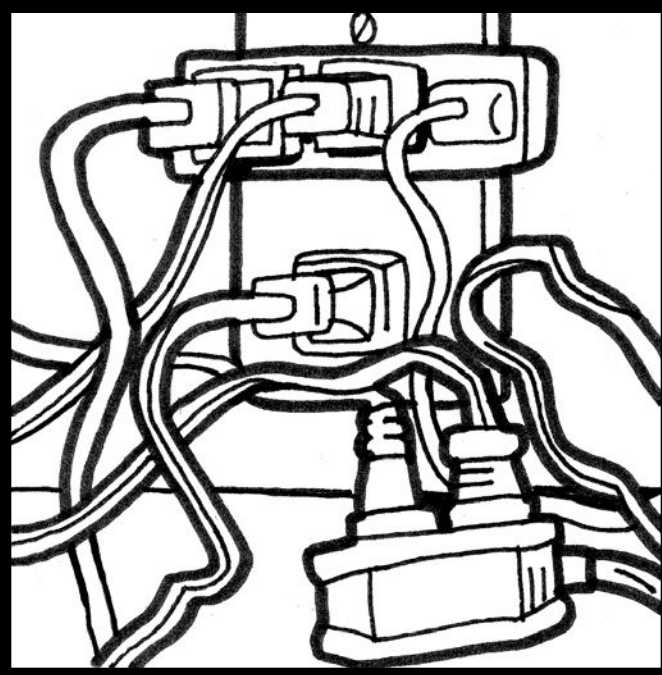
If you ever see a fire or have any other emergency, get to safety and call 911!





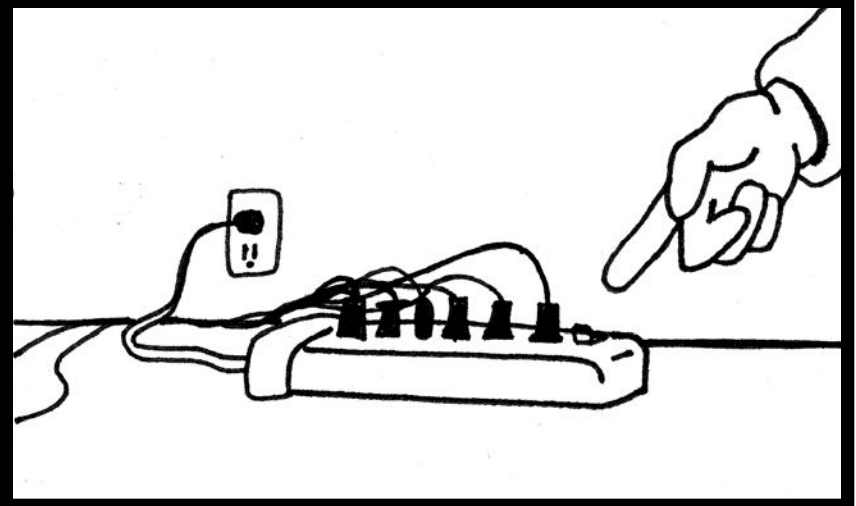
Can you get the water from the hydrant to the end of the fire hose?



Remember to keep safety in mind during the holidays too.




Too many wires!
Use a surge protector.



Be careful with candles and fireplaces. Attaching your tree to the ceiling will make sure it does not tip over.



The Office of Fire Prevention and Control has many units that help insure the safety of New Yorkers:



ACADEMY OF FIRE SCIENCES

Operates a training center and research library available to all fire and life safety personnel in the state




ARSON BUREAU

This Bureau relies on highly trained investigators, some with special dogs, to help fire and police departments determine how a fire started



HAZARDOUS MATERIALS BUREAU

Provides on-site assistance and expertise to agencies dealing with hazardous materials spills or incidents



FIRE PREVENTION BUREAU

This bureau is responsible for code enforcement and for fire safety education programs for both children and adults.



FIRE SERVICES BUREAU

**Provides on-scene technical services and training to local fire agencies
as well as administering the statewide 911 program**



SPECIAL SERVICES BUREAU

Provides training in rescue skills for challenging emergencies as well as operating the NYS Urban/Technical Search and Rescue Team



Thanks for helping me color and learn about fire safety.
Remember, firefighters can put fires out, but it's up to you to
help prevent them.

A R S O N R R E R D B D R K D
 R L E N X E L H M O U E D R R
 H R E M J B D N E I R F X F R
 D D H E R S H E Y R N E N I S
 E L L I R D O M F J S D T E T
 T E E M C H S O E L N R H A I
 H P O R D S O A R M A C A H W
 E O S X E E L M I N T M T N O
 S E U E R O L L F A X O E U E
 E U O S K M E F M T O H M F T
 S D R K E O E U A L A R M H H
 O P R E S T M B H E O O D T R
 H I R R D P B S H D R N I E O
 H E O S T O P A E T E D L P A
 D O G S B X I F D R E O E E E

ALARM
 FLAME
 FIRE
 STOP
 BURN

FRIEND
 HERSHEY
 ARSON
 EDITH
 DRILL

DROP
 WATER
 HOUSE
 SMOKE
 MATCHES

HOSE
 ROLL
 DOG
 EXIT
 HOT

See if you can find some of the fire safety and prevention topics we have covered in this book.

Now draw your own fire escape plan for your house. Show at least two escape routes and a safe meeting place outside and practice it with your family.



**New York State Department of State
Office of Fire Prevention and Control**

For more information, go to:

www.dos.state.ny.us/fire/firewww.html



Hershey's Fire Safety Activity Book

may be reproduced by parents, not-for-profit safety groups
and educators, with credits included.

This material is not to be reproduced for sale.

New York State Department of State Office of Fire Prevention and Control

41 State Street
Albany, New York 12231-0001
Phone: (518) 474-6746
Fax: (518) 474-3240
Email: fire@dos.state.ny.us



Artwork and design by Michael J. Button,
New York State Office of General Services

Original "Hershey" character conceptualized by Milton "Mack" McPherson

visit Hershey online at www.dos.state.ny.us/kidsroom