



## 4: Activity Worksheets

The following worksheets have been designed so that you can test your student's understanding of all the lesson plans in this book. Each of the individual worksheets includes target language from the relevant lesson plan in this book.

To help teachers produce multiple colour copies for group classes, all activity worksheets are also available as a full colour PDF download from: [www.teachyourselfalesson.com](http://www.teachyourselfalesson.com).

<b>Worksheet</b>	<b>Page</b>
<b>Worksheet 1:</b> Pre-reading	126
<b>Worksheet 2:</b> Phonics - Letters A - Z and Alphabet Maze	128 154
<b>Worksheet 3:</b> Phonemic Chart	155
<b>Worksheet 4:</b> Numbers	158
<b>Worksheet 5:</b> Name and Age	160
<b>Worksheet 6:</b> Colours	161
<b>Worksheet 7:</b> Singular and Plural	163
<b>Worksheet 8:</b> Adjectives	165
<b>Worksheet 9:</b> Ordinal Numbers	167
<b>Worksheet 10:</b> Affirmatives	169
<b>Worksheet 11:</b> Negatives	170
<b>Worksheet 12:</b> Demonstratives	171
<b>Worksheet 13:</b> Body Parts	173
<b>Worksheet 14:</b> Families	175
<b>Worksheet 15:</b> Beginner Language Review game	176
<b>Worksheet 16:</b> Possessives	177
<b>Worksheet 17:</b> Time	179
<b>Worksheet 18:</b> Prepositions	180
<b>Worksheet 19:</b> Weather	182
<b>Worksheet 20:</b> Can/Cannot - First Person Singular	184
<b>Worksheet 21:</b> Can/Cannot - Third Person Singular	186
<b>Worksheet 22:</b> Like/Dislike - First Person Singular	188



# The Fun Guide: Games for Learning English

---

<b>Worksheet 23:</b> Like/Dislike - Third Person Singular	189
<b>Worksheet 24:</b> Want/Have - First Person Singular	191
<b>Worksheet 25:</b> Want/Have - Third Person Singular	193
<b>Worksheet 26:</b> How much...?	195
<b>Worksheet 27:</b> Verb Infinitives - First Person Singular	197
<b>Worksheet 28:</b> Verb Infinitives - Third Person Singular	199
<b>Worksheet 29:</b> Present Continuous	201
<b>Worksheet 30:</b> Intermediate Language Review game	203
<b>Worksheet 31:</b> Comparatives	204
<b>Worksheet 32:</b> Superlatives	206
<b>Worksheet 33:</b> Adverbs of Frequency - First Person Singular	208
<b>Worksheet 34:</b> Adverbs of Frequency - Third Person Singular	210
<b>Worksheet 35:</b> Calendar Dates	212
<b>Worksheet 36:</b> Past Simple	216
<b>Worksheet 37:</b> Directions	218
<b>Worksheet 38:</b> Advanced Language Review game	220
<b>Worksheet 39:</b> Snakes and Ladders: Book Review game	221


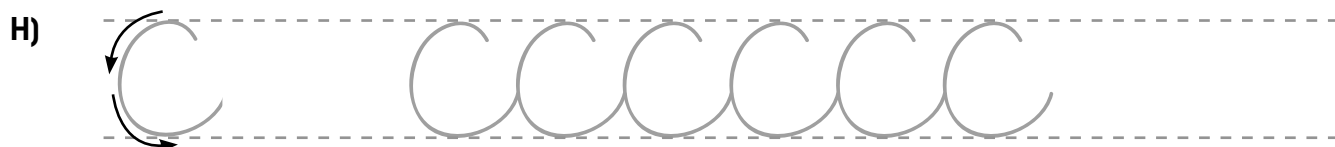
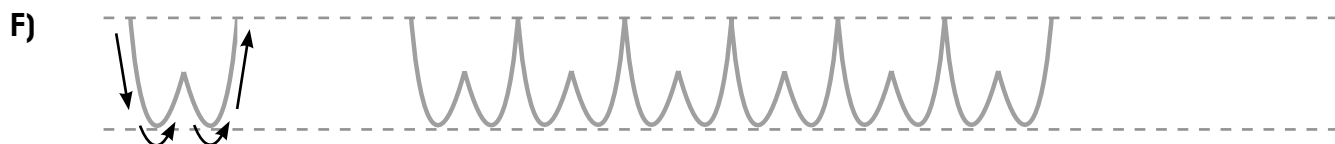
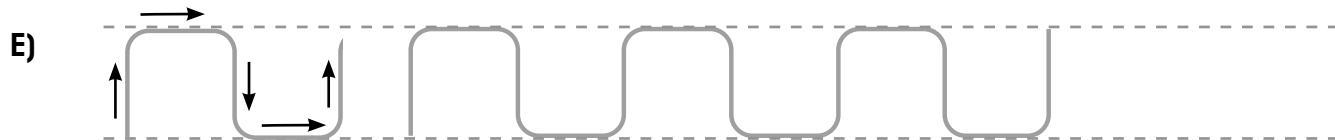


## Worksheet 1: Pre-reading



1 Trace over the following patterns (A - H).



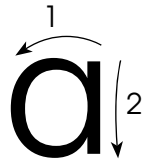
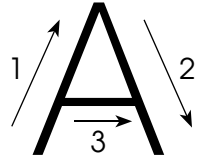




# Worksheet 2: Phonics - Letters of the Alphabet



1 Complete the letter exercises 'A' - 'Z', and colour in the picture.



A



a



A




a



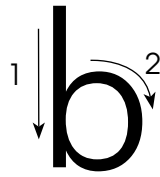
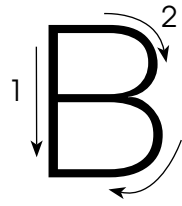
A



a



1 Complete the letter 'B' exercise below, and colour in the picture.



B



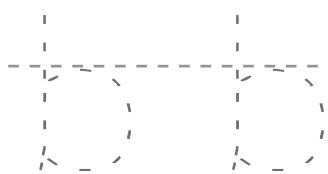
b



B



b



B







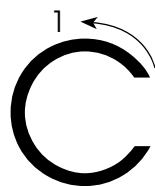
b



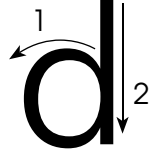
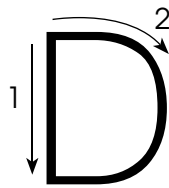
# The Fun Guide: Games for Learning English



1 Complete the letter 'C' exercise below, and colour in the picture.



1 Complete the letter 'D' exercise below, and colour in the picture.



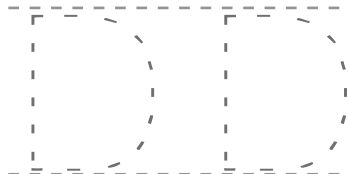
D



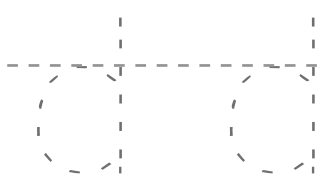
d



D



d



D




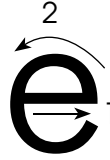
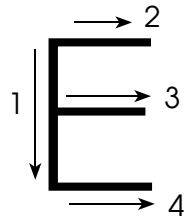
d



# The Fun Guide: Games for Learning English



1 Complete the letter 'E' exercise below, and colour in the picture.



E



e



E



e



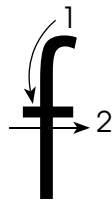
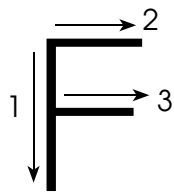
E



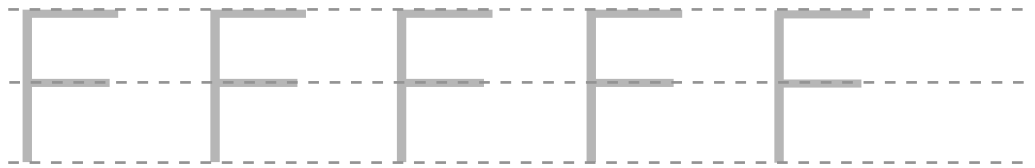
e



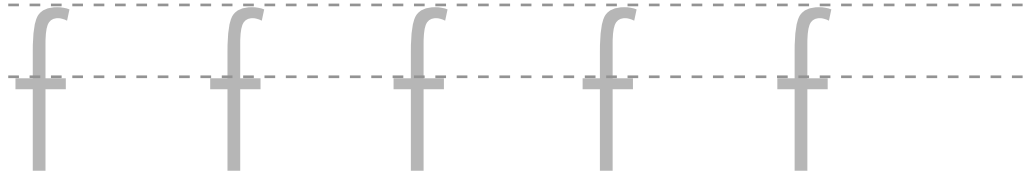
1 Complete the letter 'F' exercise below, and colour in the picture.



F



f



F



f



F



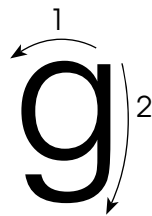
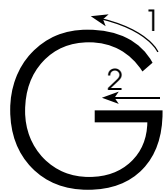
f



# The Fun Guide: Games for Learning English



1 Complete the letter 'G' exercise below, and colour in the picture.



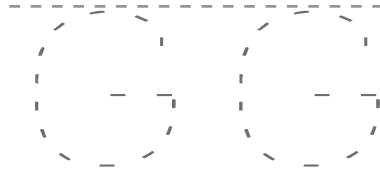
G



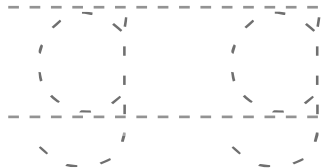
g



G




g



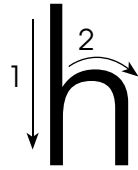
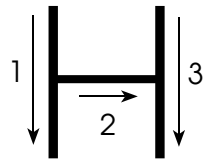
G



g



1 Complete the letter 'H' exercise below, and colour in the picture.



H



h



H



h



H



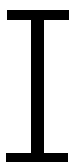
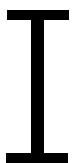
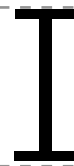
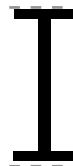
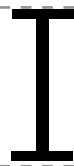
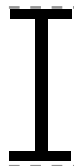
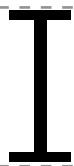
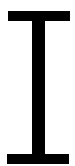
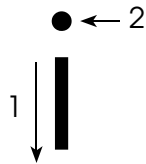
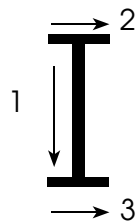
h



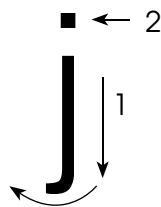

# The Fun Guide: Games for Learning English



① Complete the letter 'I' exercise below, and colour in the picture.



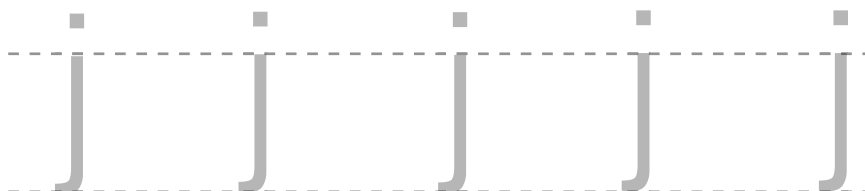
① Complete the letter 'J' exercise below, and colour in the picture.



J



j



J



j



J



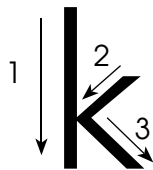
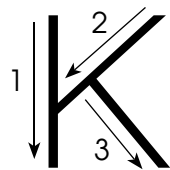
j



# The Fun Guide: Games for Learning English



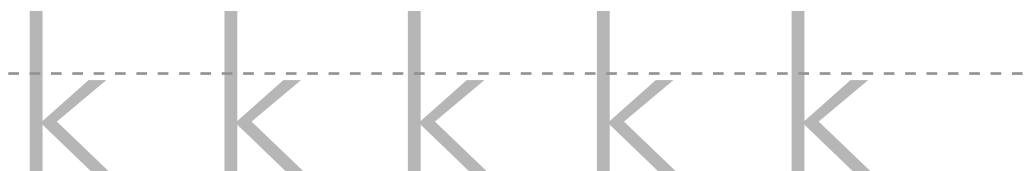
1 Complete the letter 'K' exercise below, and colour in the picture.



K



k



K



k



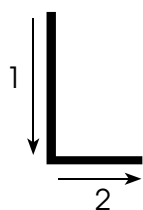
K



k



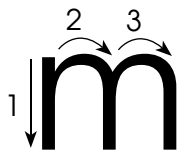
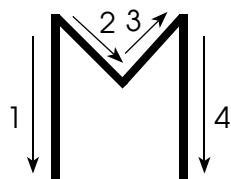
① Complete the letter 'L' exercise below, and colour in the picture.



# The Fun Guide: Games for Learning English



1 Complete the letter 'M' exercise below, and colour in the picture.



M



m



M



m



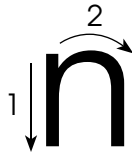
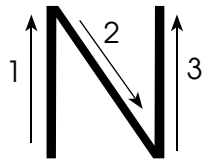
M



m



1 Complete the letter 'N' exercise below, and colour in the picture.



N



n



N



n



N







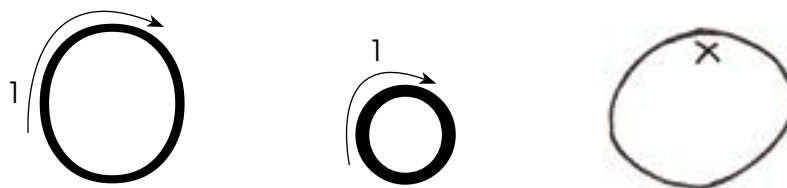
n




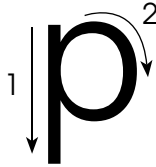
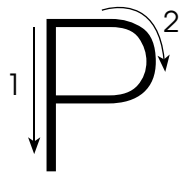
# The Fun Guide: Games for Learning English



1 Complete the letter 'O' exercise below, and colour in the picture.



1 Complete the letter 'P' exercise below, and colour in the picture.



P



p



P



p



P



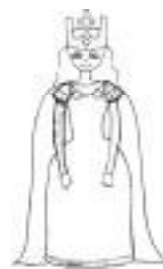
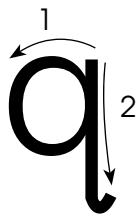
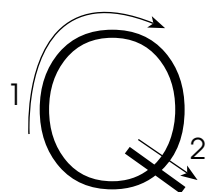
p




# The Fun Guide: Games for Learning English



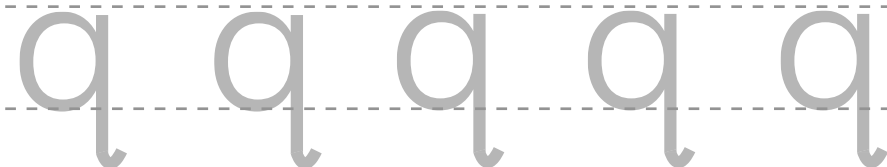
1 Complete the letter 'Q' exercise below, and colour in the picture.



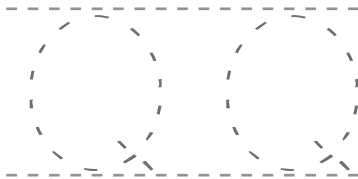
Q



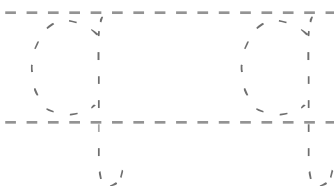
q



Q



q



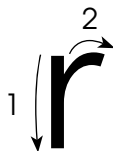
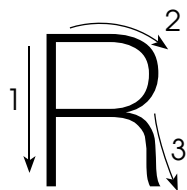
Q



q



1 Complete the letter 'R' exercise below, and colour in the picture.



R

R R R R R R R R

r

r r r r r r r

R

R R

r

r r

R

Blank handwriting lines for practicing the uppercase letter 'R'.


r

Blank handwriting lines for practicing the lowercase letter 'r'.

# The Fun Guide: Games for Learning English



1 Complete the letter 'S' exercise below, and colour in the picture.



S

S S S S S

s

s s s s s

S

S S

s


s s

S


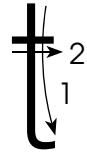
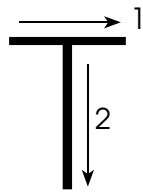
Blank handwriting lines for practicing the uppercase letter 'S'.

s

Blank handwriting lines for practicing the lowercase letter 's'.



1 Complete the letter 'T' exercise below, and colour in the picture.



T



t



T



t



T



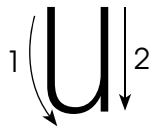
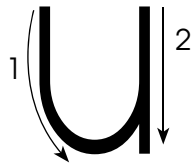
t



# The Fun Guide: Games for Learning English



1 Complete the letter 'U' exercise below, and colour in the picture.



U




u



U



u



U




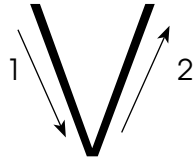


u



# The Fun Guide: Games for Learning English





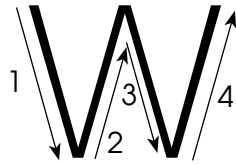
① Complete the letter 'V' exercise below, and colour in the picture.



# The Fun Guide: Games for Learning English



1 Complete the letter 'W' exercise below, and colour in the picture.



# The Fun Guide: Games for Learning English

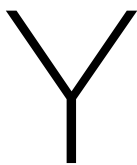
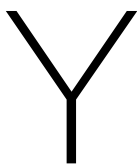
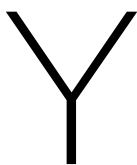
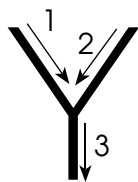
① Complete the letter 'X' exercise below, and colour in the picture.




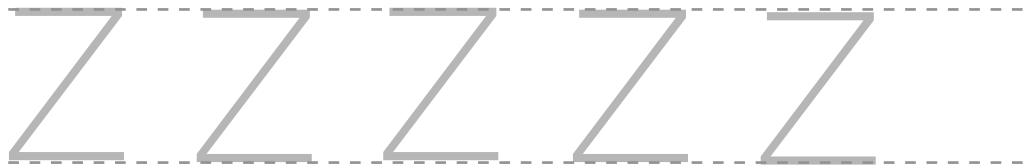
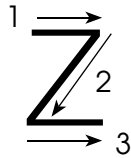
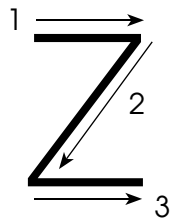
# The Fun Guide: Games for Learning English



1 Complete the letter 'Y' exercise below, and colour in the picture.

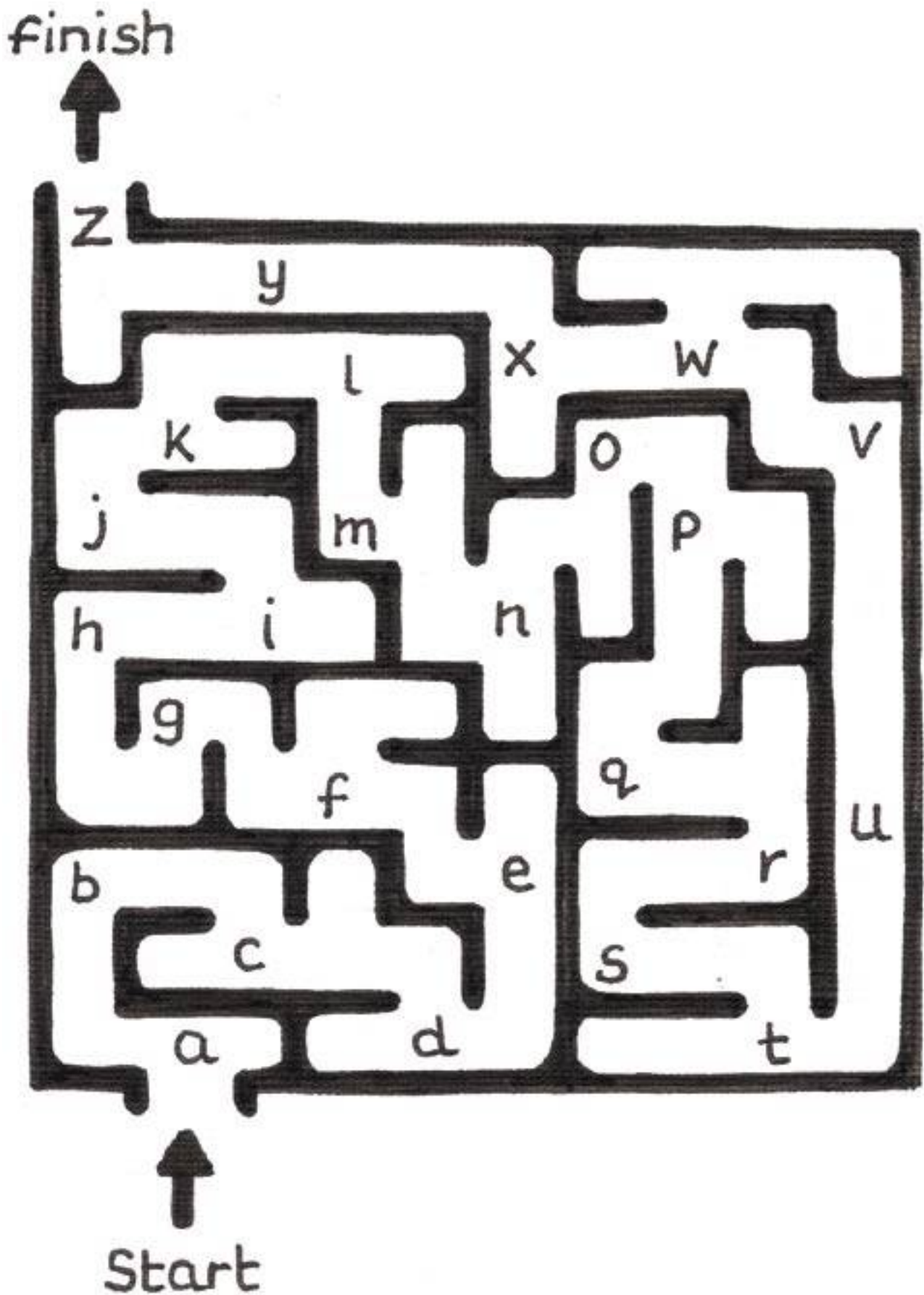


① Complete the letter 'Z' exercise below, and colour in the picture.



# The Fun Guide: Games for Learning English

- .....
- ② Complete the Alphabet Maze by connecting all the letters below.



## Worksheet 3: Phonemic Chart

- ① Look at the words in Box A below and write two words from this list into each of the squares in Box B that have the same sound/phoneme.

### Box A)

look		ship		<del>bead</del>		near		way		food
fear		sheep		<del>bit</del>		mood		took		pay

### Box B)

example										
<u>READ</u>		<u>SIT</u>		<u>BOOK</u>		<u>TOO</u>		<u>HERE</u>		<u>DAY</u>
bead		bit								
- - -		- - -		- - -		- - -		- - -		- - -

- ② Look at the words in Box C below and write two words from this list into each of the squares in Box D that have the same sound/phoneme.

### Box C)

port		show		law		coy		toy		bird		ten
leader		pour		teacher		bow		fort		hen		girl

### Box D)

<u>MEN</u>		<u>AMERICA</u>		<u>WORD</u>		<u>SORT</u>		<u>TOUR</u>		<u>BOY</u>		<u>GO</u>
- - -		- - -		- - -		- - -		- - -		- - -		- - -

# The Fun Guide: Games for Learning English

3 Look at the words in Box E below and write two words from this list into each of the squares in Box F that have the same sound/phoneme.

Box E)

fair	hike	cow	tot	like	hat	lot
pat	hut	hair	mouth	start	heart	nut

Box F)

C <u>A</u> T	B <u>U</u> T	P <u>A</u> R <u>T</u>	N <u>O</u> T	W <u>E</u> A <u>R</u>	M <u>Y</u>	H <u>O</u> W
- - -	- - -	- - -	- - -	- - -	- - -	- - -

4 Look at the words in Box G below and write two words from this list into each of the squares in Box H that have the same sound/phoneme.

Box G)

cart	bug	dad	jump	type	pink	junk	chat
green	grey	coin	pit	big	chop	tall	did

Box H)

P <u>I</u> G	B <u>E</u> D	T <u>I</u> M <u>E</u>	D <u>O</u>	C <u>H</u> U <u>R</u> C <u>H</u>	J <u>U</u> D <u>G</u> E	K <u>I</u> LO	G <u>O</u>
- - -	- - -	- - -	- - -	- - -	- - -	- - -	- - -

# The Fun Guide: Games for Learning English

- ⑤ Look at the words in Box I below and write two words from this list into each of the squares in Box J that have the same sound/phoneme.

## Box I)

pleasure	shrimp	thing	that	free	send	zip	violin
zebra	television	shine	fish	thought	video	this	saw

## Box J)

<u>F</u> IVE	<u>V</u> ERY	<u>T</u> HINK	<u>T</u> HE	<u>S</u> IX	<u>Z</u> OO	<u>S</u> HORT	C <u>A</u> SUAL
---	---	---	---	---	---	---	---

- ⑥ Look at the words in Box K below and write two words from this list into each of the squares in Box L that have the same sound/phoneme.

## Box K)

nice	when	hound	king	loud	love	ride	mint
yellow	yacht	number	we	mat	wing	hat	rode

## Box L)

<u>M</u> ILK	<u>N</u> O	<u>S</u> ING	<u>H</u> ELLO	<u>L</u> IVE	<u>R</u> EAD	<u>W</u> INDOW	<u>Y</u> ES
---	---	---	---	---	---	---	---

# The Fun Guide: Games for Learning English



## Worksheet 4: Numbers



1 Complete the following numbers.

1  
→ 1  
↓ 2  
→ 3  
1 1 1 1 1 \_\_\_\_\_

1  
2 2 2 2 2 \_\_\_\_\_

1  
3 3 3 3 3 \_\_\_\_\_

1  
4  
2  
3  
4 4 4 4 4 \_\_\_\_\_

1  
2  
3  
5 5 5 5 5 \_\_\_\_\_

1  
6 6 6 6 6 \_\_\_\_\_

1  
7  
2  
7 7 7 7 7 \_\_\_\_\_

1  
2  
3  
8 8 8 8 8 \_\_\_\_\_

1  
9 9 9 9 9 \_\_\_\_\_

1  
2  
3  
10 10 10 10 10 \_\_\_\_\_



# The Fun Guide: Games for Learning English

② Look at the boxes below and unscramble each of the numbers.

<p>A) <small>example</small> neo 1 o n e</p>	<p>B) owt 2 _ _ _</p>	<p>C) etrhe 3 _ _ _ _ _</p>
<p>D) uorf 4 _ _ _ _</p>	<p>E) vife 5 _ _ _ _</p>	<p>F) xis 6 _ _ _</p>
<p>G) enesv 7 _ _ _ _ _</p>	<p>H) htgei 8 _ _ _ _ _</p>	<p>I) enni 9 _ _ _ _</p>
<p>J) ent 10 _ _ _</p> <p>("It's" = "It is")</p>		







③ Look at the boxes above and complete the following questions.

<p>A) <i>What number is it?</i> <small>example</small> It is one.</p>	<p>F) .....? .....</p>
<p>B) .....? .....</p>	<p>G) .....? .....</p>
<p>C) .....? .....</p>	<p>H) .....? .....</p>
<p>D) .....? .....</p>	<p>I) .....? .....</p>
<p>E) .....? .....</p>	<p>J) .....? .....</p>

# The Fun Guide: Games for Learning English

## Worksheet 5: Name and Age

1 Look at the boxes below and unscramble each of the names.

<p>A) m o T example</p>  <p><u>T</u> <u>o</u> <u>m</u></p>	<p>B) i i K m</p>  <p>— — — —</p>	<p>C) a K r a i t</p>  <p>— — — —</p>
<p>D) n e B</p>  <p>— — —</p>	<p>E) n a J</p>  <p>— — — —</p>	<p>F) z i L</p>  <p>— — —</p>

("What's" = "What is", "He's" = "He is", "She's" = "She is")

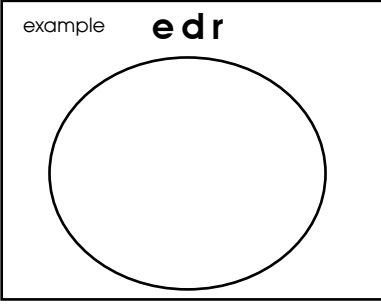
2 Look at the boxes above and complete the following questions.

<p>A) <i>What is his name?</i> example His name is Tom. <i>How old is Tom?</i> He is seven years old.</p>	<p>D) .....? ..... .....? .....</p>
<p>B) .....? ..... .....? .....</p>	<p>E) .....? ..... .....? .....</p>
<p>C) .....? ..... .....? .....</p>	<p>F) .....? ..... .....? .....</p>

## Worksheet 6: Colours

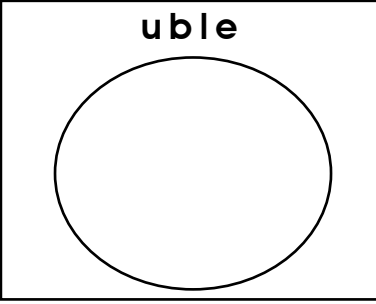
- 1 Look at the information in the boxes below and unscramble each of the colours. Then colour in each oval with the correct colour.

A) example **edr**



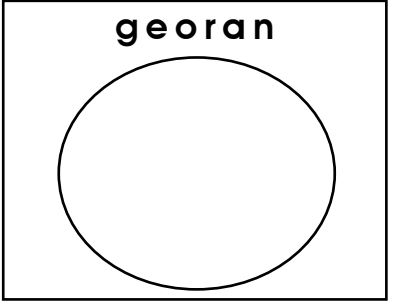
r e d

B) **uble**



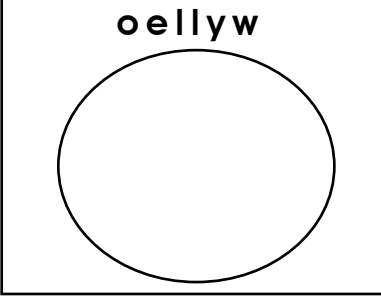
— — — —

C) **georan**



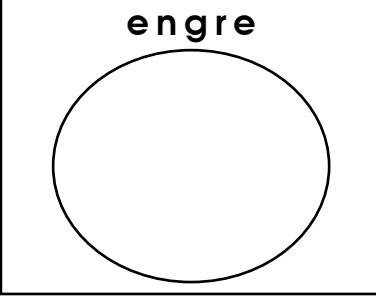
— — — — — —

D) **oellyw**



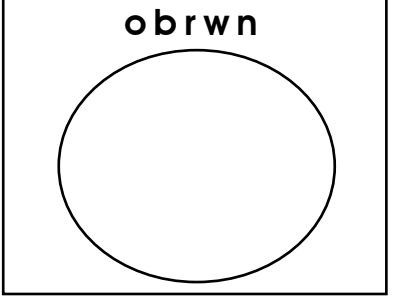
— — — — —

E) **engre**




— — — — —

F) **obrwn**



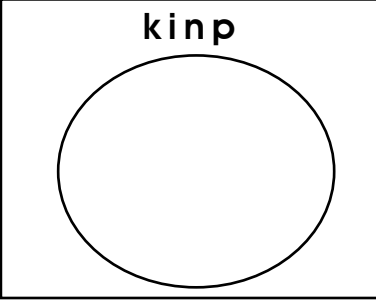
— — — — —

G) **klcba**



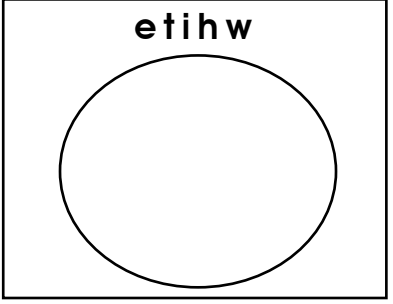
— — — — —

H) **kinp**



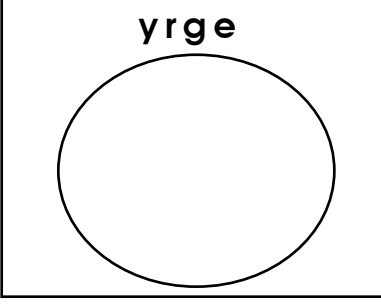
— — — —

I) **etihw**



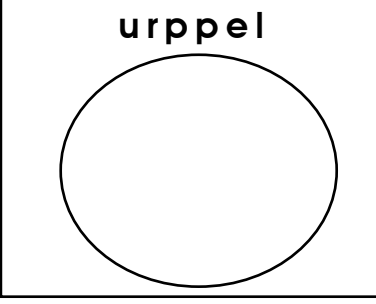
— — — — —

J) **yrge**



— — — —

K) **urppel**



— — — — — —

# The Fun Guide: Games for Learning English



② Using the information on the previous page, complete the following questions.



















("It's" = "It is")

<p>A) <i>What colour is it?</i>    example It is red.</p>	<p>G) .....? .....</p>
<p>B) .....? It is .....</p>	<p>H) .....? .....</p>
<p>C) .....? .....</p>	<p>I) .....? .....</p>
<p>D) .....? .....</p>	<p>J) .....? .....</p>
<p>E) .....? .....</p>	<p>K) .....? .....</p>
<p>F) .....? .....</p>	



## Worksheet 7: Singular and Plural






1 Look at the boxes below and unscramble each of the missing words.

<p>A) naanba <small>example</small></p>  <p><u>b</u> <u>a</u> <u>n</u> <u>a</u> <u>n</u> <u>a</u></p> <p>B) naanbas</p>  <p><u>b</u> <u>a</u> <u>n</u> <u>a</u> <u>n</u> <u>a</u> <u>s</u></p>	<p>C) tca</p>  <p>— — —</p> <p>D) stca</p>  <p>— — —</p>	<p>E) ealpp</p>  <p>— — —</p> <p>F) sealpp</p>  <p>— — —</p>
<p>G) odg</p>  <p>— — —</p> <p>H) ogsd</p>  <p>— — —</p>	<p>I) tah</p>  <p>— — —</p> <p>J) htas</p>  <p>— — —</p>	<p>K) gpi</p>  <p>— — —</p> <p>L) gspi</p>  <p>— — —</p>
<p>M) nav</p>  <p>— — —</p> <p>N) snav</p>  <p>— — —</p>	<p>O) traibb</p>  <p>— — —</p> <p>P) sbibrat</p>  <p>— — —</p>	<p>Q) geg</p>  <p>— — —</p> <p>R) ggse</p>  <p>— — —</p>

# The Fun Guide: Games for Learning English



2 Look at the pictures below and complete the following questions.

<p>A)</p> 	<p>D)</p> 
<p>B)</p> 	<p>E)</p> 
<p>C)</p> 	<p><b>Vocabulary list</b></p> <p><del>bananas</del>    vans            cat          apples        hat</p>

("It's" = "It is"; "They're" = "They are")

<p>A) <i>What are they?</i>          They are bananas.          example</p>
<p>B) <i>What is it?</i>          .....</p>
<p>C) .....?          .....</p>
<p>D) .....?          .....</p>
<p>E) .....?          .....</p>



## Worksheet 8: Adjectives

1 Find the following adjectives in the wordsearch.

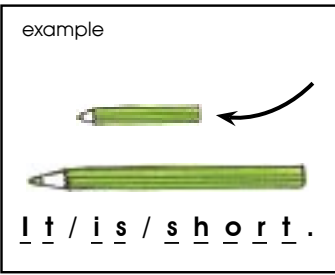
**HOT    SHORT   FAT    QUIET   COLD   BIG**  
**THIN    FAST    LONG   SMALL   LOUD   SLOW**

S	H	O	W	T	T	R	I	Q	L	D	C	B
W	H	S	H	O	R	T	W	O	H	L	I	I
O	S	O	A	P	J	P	C	X	P	O	A	G
T	H	I	N	B	F	K	G	L	O	U	R	S
S	R	A	Q	E	L	O	E	G	Q	D	T	T
L	S	B	I	A	C	O	L	D	W	S	P	S
T	T	W	S	C	C	S	H	O	R	E	A	A
L	H	O	A	M	D	O	H	E	L	F	S	F
F	A	A	C	R	A	L	O	A	S	A	H	R
I	B	L	N	D	Z	L	C	S	B	T	W	O
U	W	L	O	I	U	Q	L	O	L	S	W	T
Q	H	I	O	N	I	B	U	W	Z	O	L	T
P	R	S	X	W	G	T	A	I	S	T	W	O
X	Q	U	I	E	T	W	H	I	E	Y	X	H

# The Fun Guide: Games for Learning English


2 Look at the pictures below and complete each of the sentences using the vocabulary list.

A) example




It is short.

B)




\_\_\_ / \_\_\_ / \_\_\_ .

C)




\_\_\_ / \_\_\_ / \_\_\_ .

D)




\_\_\_ / \_\_\_ / \_\_\_ .

E)



\_\_\_ / \_\_\_ / \_\_\_ .

F)



\_\_\_ / \_\_\_ / \_\_\_ .

## Vocabulary list

~~It is short~~

It is big

It is quiet

It is fat

It is slow

He is hot

3 Look at the sentences below and draw the pictures.

A) example



It is long.

D)

It is thin.

B)

It is loud.

E)

It is fast.

C)

She is cold.

F)

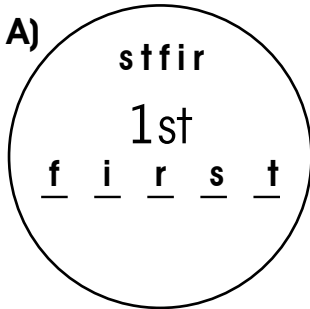
It is small.

## Worksheet 9: Ordinal Numbers

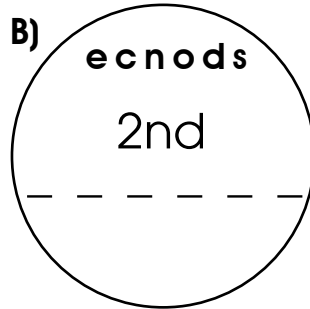
1 Unscramble the ordinal numbers in each of the circles.

example

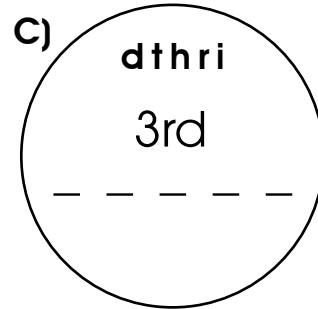
A)



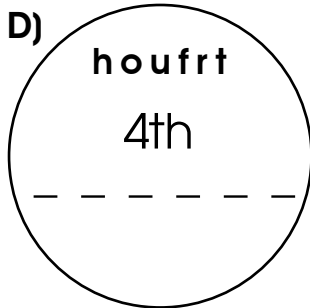
B)



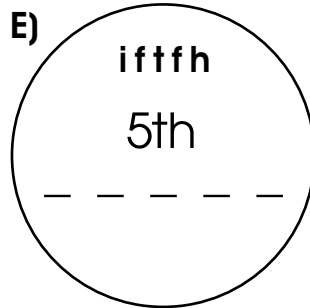
C)



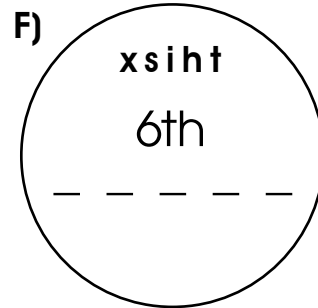
D)



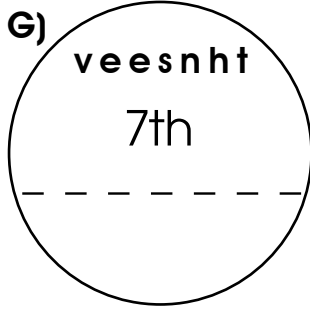
E)



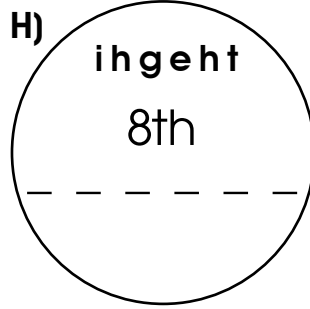
F)



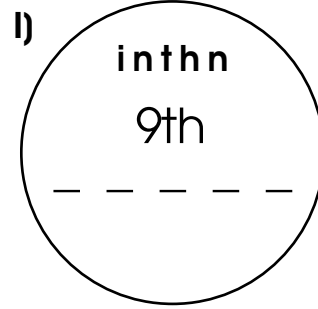
G)



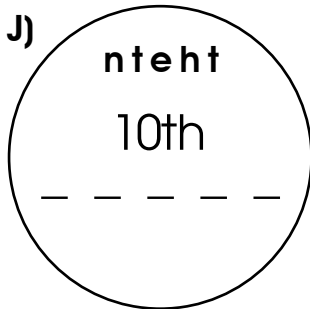
H)



I)




J)



# The Fun Guide: Games for Learning English



2 Look at the picture below and write the numbers for each of the people in the race.












3 Look at the picture above and complete the following questions.

<p>A) Who is first? example <i>Tom is first.</i></p>	<p>D) ..... fourth? .....</p>
<p>B) ..... second? .....</p>	<p>E) ..... fifth? .....</p>
<p>C) ..... third? .....</p>	<p>F) ..... sixth? .....</p>



## Worksheet 10: Affirmatives

1 Look at the pictures and unscramble each of the words in the boxes below, and colour in the pictures.

<p>A) <b>genroa</b> <small>example</small></p>  <p style="text-align: center;"><u>o</u> <u>r</u> <u>a</u> <u>n</u> <u>g</u> <u>e</u></p>	<p>B) <b>sappel</b></p>  <p style="text-align: center;">_ _ _ _ _</p>	<p>C) <b>nmleos</b></p>  <p style="text-align: center;">_ _ _ _ _</p>
<p>D) <b>sabanna</b></p>  <p style="text-align: center;">_ _ _ _ _</p>	<p>E) <b>brryerwast</b></p>  <p style="text-align: center;">_ _ _ _ _</p>	<p>F) <b>aepinlepp</b></p>  <p style="text-align: center;">_ _ _ _ _</p>
<p>G) <b>atrufirgpe</b></p>  <p style="text-align: center;">_ _ _ _ _</p>	<p>H) <b>mlnwareteo</b></p>  <p style="text-align: center;">_ _ _ _ _</p>	<p>I) <b>seichhre</b></p>  <p style="text-align: center;">_ _ _ _ _</p>










2 Look at the boxes above and complete the following sentences.

<p>A) <b>There is an orange.</b> <small>example</small></p>	<p>F) .....</p>
<p>B) .....</p>	<p>G) .....</p>
<p>C) .....</p>	<p>H) .....</p>
<p>D) .....</p>	<p>I) .....</p>
<p>E) .....</p>	

# The Fun Guide: Games for Learning English


## Worksheet 11: Negatives

1 Look at the pictures and unscramble each of the words in the boxes below.

<p>A) example gab</p>  <p><u>b</u> <u>a</u> <u>g</u></p>	<p>B) spniecl</p>  <p>-----</p>	<p>C) snep</p>  <p>-----</p>
<p>D) rrleus</p>  <p>-----</p>	<p>E) brubre</p>  <p>-----</p>	<p>F) okonoetb</p>  <p>-----</p>
<p>G) ltabe</p>  <p>-----</p>	<p>H) aisrch</p>  <p>-----</p>	<p>I) aorclactul</p>  <p>-----</p>

2 Look at the boxes below and complete the following sentences.  
("aren't" = "are not"; "isn't" = "is not")


A)



bag      rulers      pens

T h e r e / a r e / n o t / a n y / p e n s .


C)



calculator      pens      rulers

----- / ----- / ----- / -----


B)



notebook      table      bag

----- / ----- / ----- / -----

D)



chairs      pencils      rubber

----- / ----- / ----- / -----

## Worksheet 12: Demonstratives

1 Find the following words in the wordsearch.

ORANGE

BANANAS

GRAPEFRUIT

PINEAPPLE

APPLES

CHERRIES

STRAWBERRY

LEMONS





WATERMELON

B	A	N	A	N	A	S	A	O	R	A	B	A	N	A
B	R	I	T	E	B	A	N	T	I	J	K	W	A	T
W	Y	B	L	P	Q	B	W	A	T	E	R	M	E	N
A	R	N	M	O	D	X	C	P	C	H	R	Z	G	H
T	R	O	R	A	N	G	E	P	E	S	F	W	Z	S
E	E	S	Z	S	T	R	A	L	W	N	T	A	B	T
R	B	A	T	P	Q	R	A	E	A	M	I	S	C	R
M	W	H	Q	R	R	C	L	S	B	H	U	E	O	A
E	A	I	U	K	A	P	A	S	X	B	R	I	D	Z
L	R	C	H	L	P	W	S	B	P	L	F	R	B	S
O	T	A	B	A	M	E	B	T	E	W	E	R	W	N
N	S	F	E	C	D	N	O	E	R	F	P	E	W	O
A	B	N	G	C	H	E	R	W	R	Y	A	H	H	M
C	I	J	H	S	T	R	A	W	S	R	R	C	C	E
P	D	E	F	C	H	E	R	R	T	S	G	Z	X	L


# The Fun Guide: Games for Learning English



2 Look at the pictures below and complete the following questions.



A)	<i>What is this?</i> example <i>This is an orange.</i>
B)	<i>What is that?</i> .....
C)	.....? .....
D)	.....? .....
E)	.....? .....



## Worksheet 13: Body Parts

1 Match the words in column A with the pictures in column B.

### Column A

head example

body

nose

shoulders

legs

eyes

mouth

hands

knees

feet

fingers

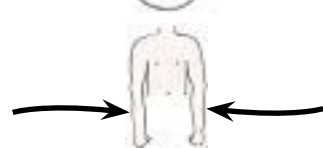
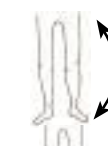
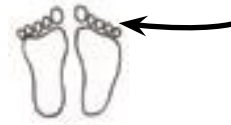
elbows

arms

ears

toes

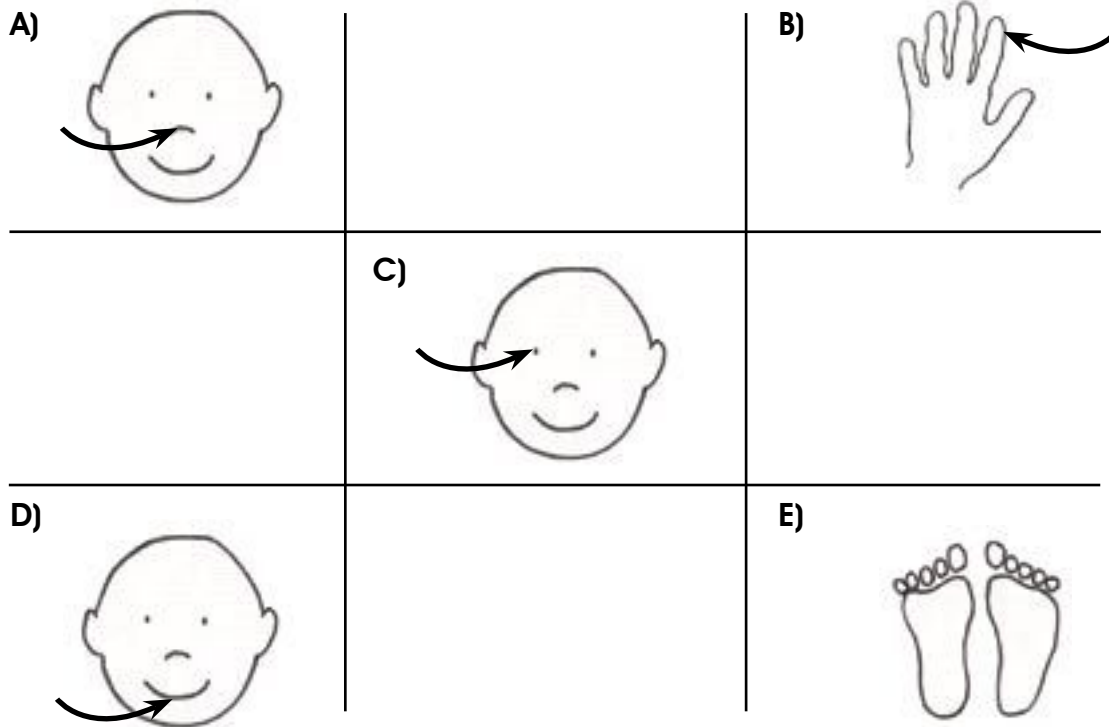
### Column B



# The Fun Guide: Games for Learning English



2 Look at the pictures below and complete the following questions.









("It's" = "It is"; "They're" = "They are")

<p><b>A)</b> What is it?  <small>example</small>  <i>It is a nose.</i></p>	<p><b>D)</b> .....?          .....</p>
<p><b>B)</b> .....?          .....</p>	<p><b>E)</b> .....?          .....</p>
<p><b>C)</b> .....?          .....</p>	



## Worksheet 14: Families

1 Look at the pictures below and unscramble the family member name of each of the characters.

<p>A)    <b>terhbor</b></p> <p>example</p> <div style="text-align: center;">  </div> <p style="text-align: center;"><u>b</u> <u>r</u> <u>o</u> <u>t</u> <u>h</u> <u>e</u> <u>r</u></p>	<p>B)    <b>reftha</b></p> <div style="text-align: center;">  </div> <p style="text-align: center;">_ _ _ _ _</p>	<p>C)    <b>riesst</b></p> <div style="text-align: center;">  </div> <p style="text-align: center;">_ _ _ _ _</p>
<p>D)    <b>agrrnhfadt</b></p> <div style="text-align: center;">  </div> <p style="text-align: center;">_ _ _ _ _</p>	<p>E)    <b>rdhantgmoer</b></p> <div style="text-align: center;">  </div> <p style="text-align: center;">_ _ _ _ _</p>	<p>F)    <b>retohm</b></p> <div style="text-align: center;">  </div> <p style="text-align: center;">_ _ _ _ _</p>

2 Look at the boxes above, and complete the following questions.

<p>A)    Who is he? example    <i>He is my brother.</i></p>	<p>D)    .....? .....</p>
<p>B)    .....? .....</p>	<p>E)    .....? .....</p>
<p>C)    .....? .....</p>	<p>F)    .....? .....</p>

Worksheet 15: Beginner Language Review game

**INSTRUCTIONS**

Place your counter on the starting position and take turns in rolling a die. Move your counter around the board according to the number shown on the die.

The first person to reach the finishing line is the winner!

15 Go back five spaces!

14 He is ...

13 Go forward one space!

12 Who is she?

11 What's this?

10 What are they?

9 What number is it?

8 There ...

7 Move forward three spaces!

6 Who is second?

5 What are they?

4 What number is it?

3 Go back to start!

2 What's his name? How old is he?










1 What colour is it?

START

FINISH

## Worksheet 16: Possessives

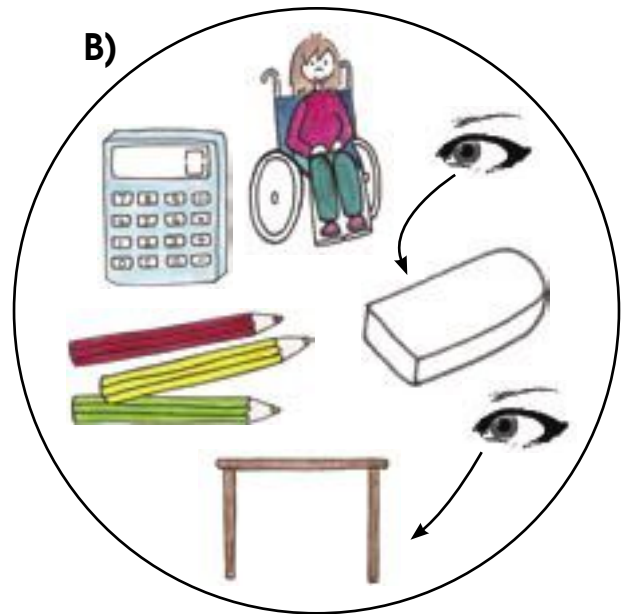
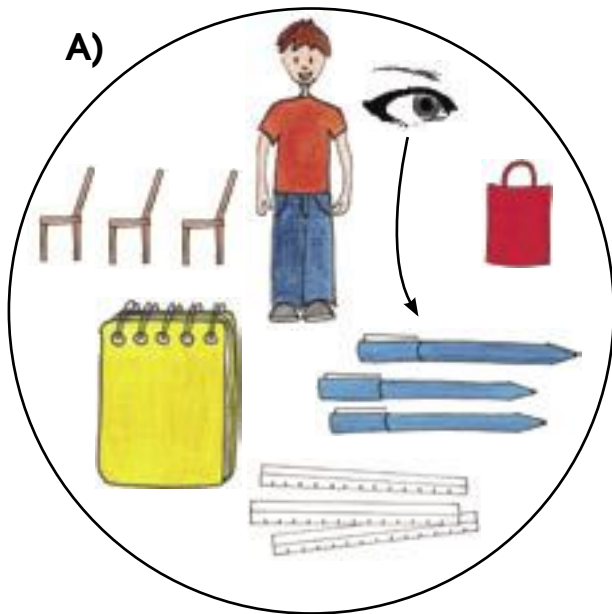
- 1 Look at the pictures below and unscramble each of the words, and colour in the pictures.

<p>A) agb</p> <p>example</p>  <p><u>b</u> <u>a</u> <u>g</u></p>	<p>B) lsinpec</p>  <p>_____</p>	<p>C) spne</p>  <p>_____</p>
<p>D) uelrsr</p>  <p>_____</p>	<p>E) bberru</p>  <p>_____</p>	<p>F) oobontek</p>  <p>_____</p>
<p>G) etalb</p>  <p>_____</p>	<p>H) aichrs</p>  <p>_____</p>	<p>I) auaorcclt</p>  <p>_____</p>

# The Fun Guide: Games for Learning English



2 Look at the pictures A and B below and complete the following questions.

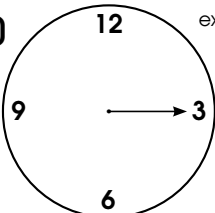


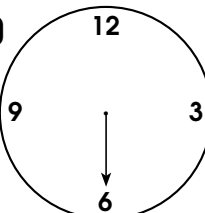
<p>A) Whose pens are those? example <i>Those are his pens.</i></p>	<p>F) ..... table .....? .....</p>
<p>B) ..... rubber .....? .....</p>	<p>G) ..... calculator .....? .....</p>
<p>C) ..... notebook .....? .....</p>	<p>H) ..... pencils .....? .....</p>
<p>D) ..... bag .....? .....</p>	<p>I) ..... rulers .....? .....</p>
<p>E) ..... chairs .....? .....</p>	

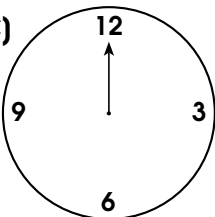


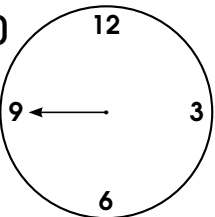
## Worksheet 17: Time

① Look at the pictures below and complete the correct times using the vocabulary list.

A)  example  
 quarter / past

B)   
 - - - - / - - - -

C)   
 - ' / - - - -

D)   
 - - - - - / - - - -

**Vocabulary list**

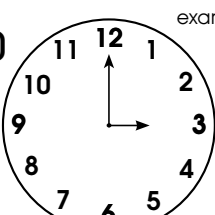
~~quarter past~~

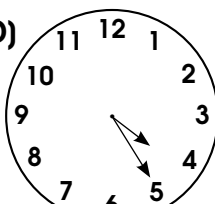
o'clock


quarter to


half past


② Look at the boxes below and complete the times by drawing the hands onto the clocks or writing the questions and answers for each clock.


A)  example  
 What time is it?  
*It is three o'clock.*

D)  .....?  
 .....

B)  What time is it?  
*It is half past four.*

E)  .....?  
 .....

C)  What time is it?  
*It is quarter to ten.*


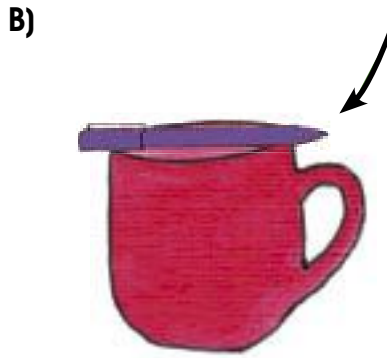
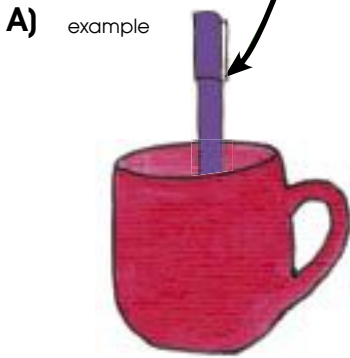
F)  .....?  
 .....



## Worksheet 18: Prepositions



1 Look at the pictures below and complete the missing prepositions using the vocabulary list.



**Vocabulary list**

- ~~in~~
- between
- in front of
- on
- under
- next to
- behind



# The Fun Guide: Games for Learning English

- 2 Look at the picture below and complete the following questions using the vocabulary list.



<p>A) Where is the dog?  <small>example</small> The dog is between the chairs.</p>	<p>E) .....cat?          .....</p>
<p>B) .....bananas?          .....</p>	<p>F) .....picture?          .....</p>
<p>C) .....ruler?          .....</p>	<p>G) .....book?          .....</p>
<p>D) .....plant?          .....</p>	

<p><b>Vocabulary list</b>          in    <del>between</del>    in front of          on    under    next to          behind</p>
--

# The Fun Guide: Games for Learning English




## Worksheet 19: Weather



1 Look at the pictures below and unscramble each of the missing words.


example

A) ynsun




s u n n y

B) dlycou




\_\_\_\_\_

C) ywnso




\_\_\_\_\_

D) yrian




\_\_\_\_\_

E) inydw




\_\_\_\_\_

F) srtyom




\_\_\_\_\_

G) ygfog




\_\_\_\_\_

H) tho




\_\_\_\_\_

I) dlco



\_\_\_\_\_

J) rawm





\_\_\_\_\_



# The Fun Guide: Games for Learning English

2 Look at the pictures below and complete the following questions.



("What's" = "What is")


<p>A) example</p>	<p>What is the weather like today? <i>It is cloudy.</i></p>
<p>B)</p>	<p>.....? .....</p>
<p>C)</p>	<p>.....? .....</p>
<p>D)</p>	<p>.....? .....</p>
<p>E)</p>	<p>.....? .....</p>

# The Fun Guide: Games for Learning English

## Worksheet 20: Can/Cannot - First Person Singular


1 Look at the pictures below and complete the missing words using the vocabulary list.

A) example




s i n g

B)




\_\_\_\_\_/\_\_\_\_/\_\_\_\_  
\_\_\_\_\_-\_\_\_\_\_-\_\_\_\_\_-

C)




\_\_\_\_\_-\_\_\_\_\_-\_\_\_\_\_-/  
\_\_\_\_\_-\_\_\_\_\_-\_\_\_\_\_-

D)




\_\_\_\_\_-\_\_\_\_\_-\_\_\_\_\_-/  
\_\_\_\_\_-\_\_\_\_\_-\_\_\_\_\_-\_\_\_\_\_-/  
\_\_\_\_\_-\_\_\_\_\_-\_\_\_\_\_-

E)




\_\_\_\_\_-\_\_\_\_\_-\_\_\_\_\_-

F)




\_\_\_\_\_-\_\_\_\_\_-\_\_\_\_\_-/  
\_\_\_\_\_-\_\_\_\_\_-\_\_\_\_\_-

G)




\_\_\_\_\_-\_\_\_\_\_-\_\_\_\_\_-/  
\_\_\_\_\_-\_\_\_\_\_-\_\_\_\_\_-

H)



\_\_\_\_\_-\_\_\_\_\_-\_\_\_\_\_-

I)



\_\_\_\_\_-\_\_\_\_\_-\_\_\_\_\_-/  
\_\_\_\_\_-\_\_\_\_\_-\_\_\_\_\_-

### Vocabulary list

~~sing~~

speaking English

dancing

riding a horse

playing computer games

swimming

playing the piano

playing football

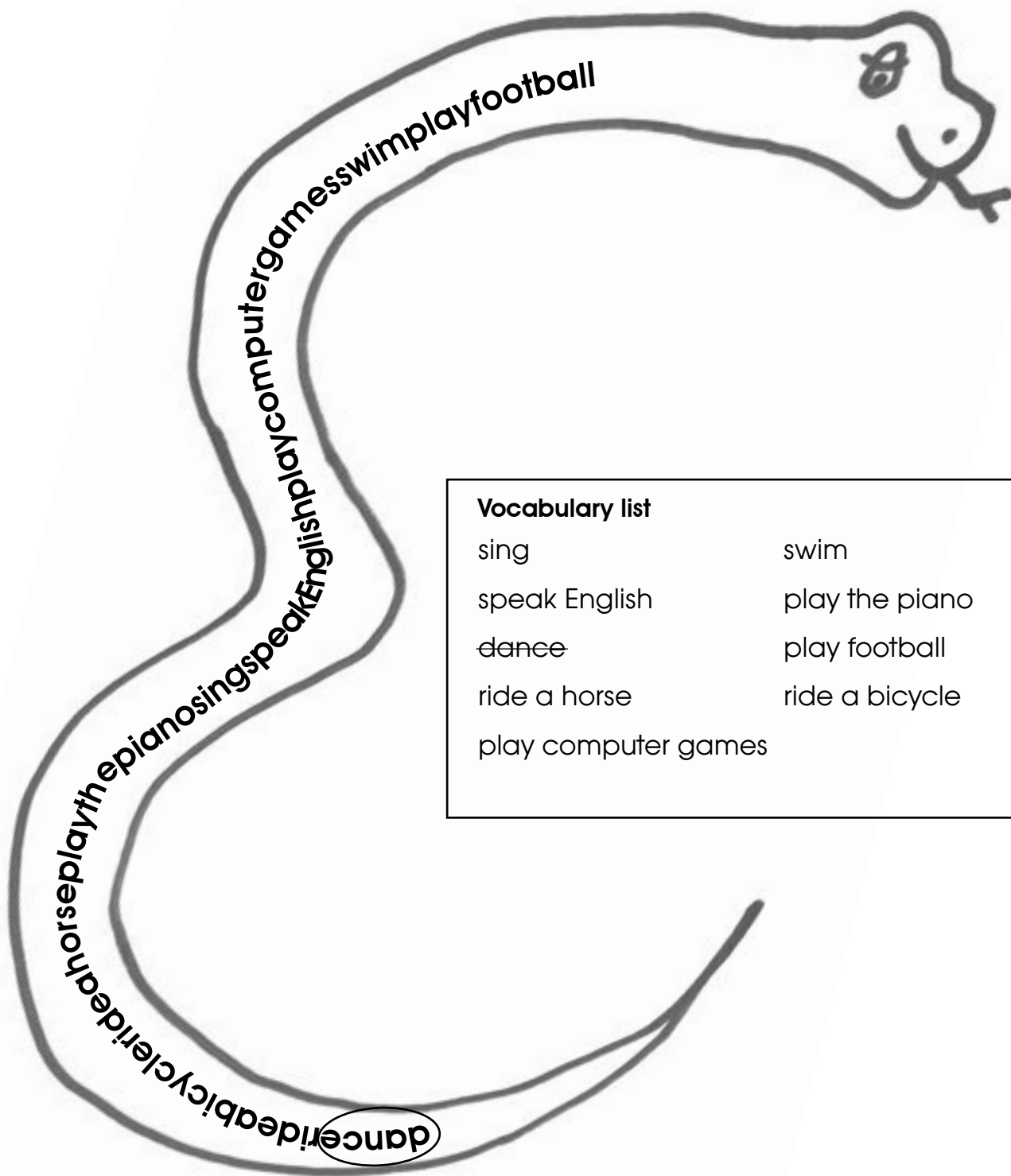
riding a bicycle



# The Fun Guide: Games for Learning English

## Worksheet 21: Can/Cannot - Third Person Singular

- 1 Look at the picture below and find each of the words in the snake using the vocabulary list, and colour in the snake.








Vocabulary list	
sing	swim
speak English	play the piano
dance	play football
ride a horse	ride a bicycle
play computer games	

example

# The Fun Guide: Games for Learning English

2 Look at the pictures below and complete the following questions, using the Third Person Singular.

<p>A)  <b>X</b></p>	<p>B) </p>	<p>C)  <b>X</b></p>
<p>D)  <b>✓</b></p>	<p>E)  <b>X</b></p>	

("Can't" = "Cannot")

<p>A) Can he sing? example <i>No, he cannot.</i></p>	<p>B) .....? .....</p>
<p>C) .....? .....</p>	<p>D) .....? .....</p>
<p>E) .....? .....</p>	

# The Fun Guide: Games for Learning English

## Worksheet 22: Like/Dislike - First Person Singular

① Find the following words in the wordsearch.

CHOCOLATE    ICE CREAM    SNAKES    SPIDERS    APPLES  
LEMONS    FOOTBALL    SWIMMING    SINGING

T	S	L	E	M	O	N	S	V	N	X	B	C
H	O	M	Z	H	S	M	E	W	O	M	K	M
C	H	O	C	O	L	A	T	E	C	E	A	M
S	U	O	T	O	Z	T	S	R	Q	A	R	A
R	C	H	S	I	N	G	I	N	G	P	B	E
E	U	H	E	F	O	O	T	B	A	L	L	R
D	C	A	D	I	N	N	Z	R	O	P	D	C
I	C	S	N	A	K	E	S	E	R	L	F	E
P	W	A	P	P	L	E	S	L	L	R	J	C
S	W	I	M	M	I	N	G	M	V	N	K	I

② Complete the following questions by writing your own answers into each box.

("don't" = "do not")

Do you like....?


CHOCOLATE	example Yes, I do like chocolate.
ICE CREAM	
SNAKES	
SPIDERS	
APPLES	
LEMONS	
FOOTBALL	
SWIMMING	
SINGING	


③ Can you think of any more? Write them down in your book.


Worksheet 23: Like/Dislike - Third Person Singular


1 Look at the pictures below and unscramble each of the missing words.


A) oaecchtlo  
example  
  
c h o c o l a t e


B) eicceram  
  
\_ \_ \_ / \_ \_ \_ \_


C) aekssn  
  
\_ \_ \_ \_ \_


D) eidrssp  
  
\_ \_ \_ \_ \_

E) sealpp  
  
\_ \_ \_ \_ \_

F) seomln  
  
\_ \_ \_ \_ \_

G) ofoalbt  
  
\_ \_ \_ \_ \_

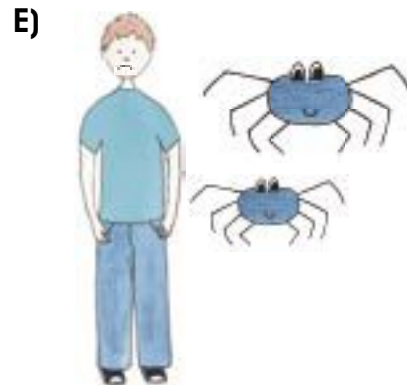


H) nisngi  
  
\_ \_ \_ \_ \_

I) iignswmm  
  
\_ \_ \_ \_ \_

# The Fun Guide: Games for Learning English



2 Look at the pictures below and complete the following questions.




("doesn't" = "does not")


A)	Does Ben like apples? example <b>Yes, he does.</b>
B)	.....? .....
C)	.....? .....
D)	.....? .....
E)	.....? .....





## Worksheet 24: Want/Have - First Person Singular


- ① Look at the pictures below and unscramble each of the missing words, and colour in the pictures.


A) cmreieca  
example  
  
i c e / c r e a m

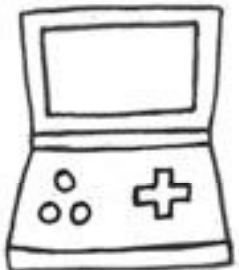
B) eibccly  
  
\_ \_ \_ \_ \_


C) uhembrgar  
  
\_ \_ \_ \_ \_


D) oaechcotl  
  
\_ \_ \_ \_ \_

E) gdo  
  
\_ \_ \_

F) tca  
  
\_ \_ \_

G) rcmoptue  
  
\_ \_ \_ \_ \_


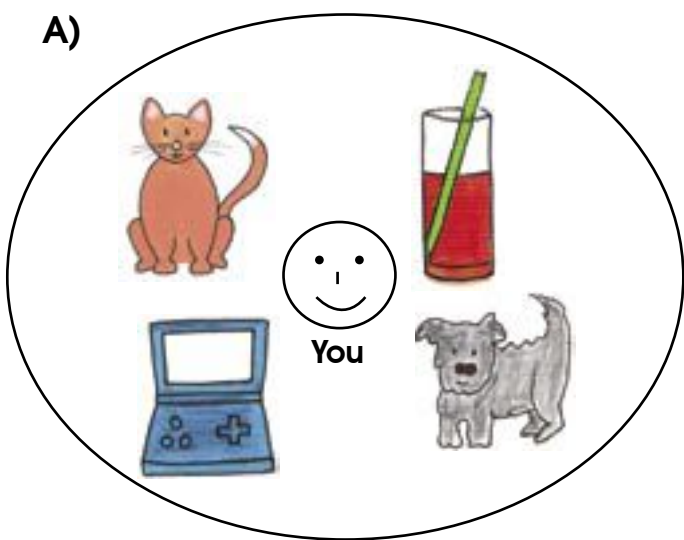
H) lold  
  
\_ \_ \_ \_ \_

I) roange ucije  
  
\_ \_ \_ \_ \_ /  
\_ \_ \_ \_ \_

# The Fun Guide: Games for Learning English



2 Look at the pictures A and B below and complete the following questions.

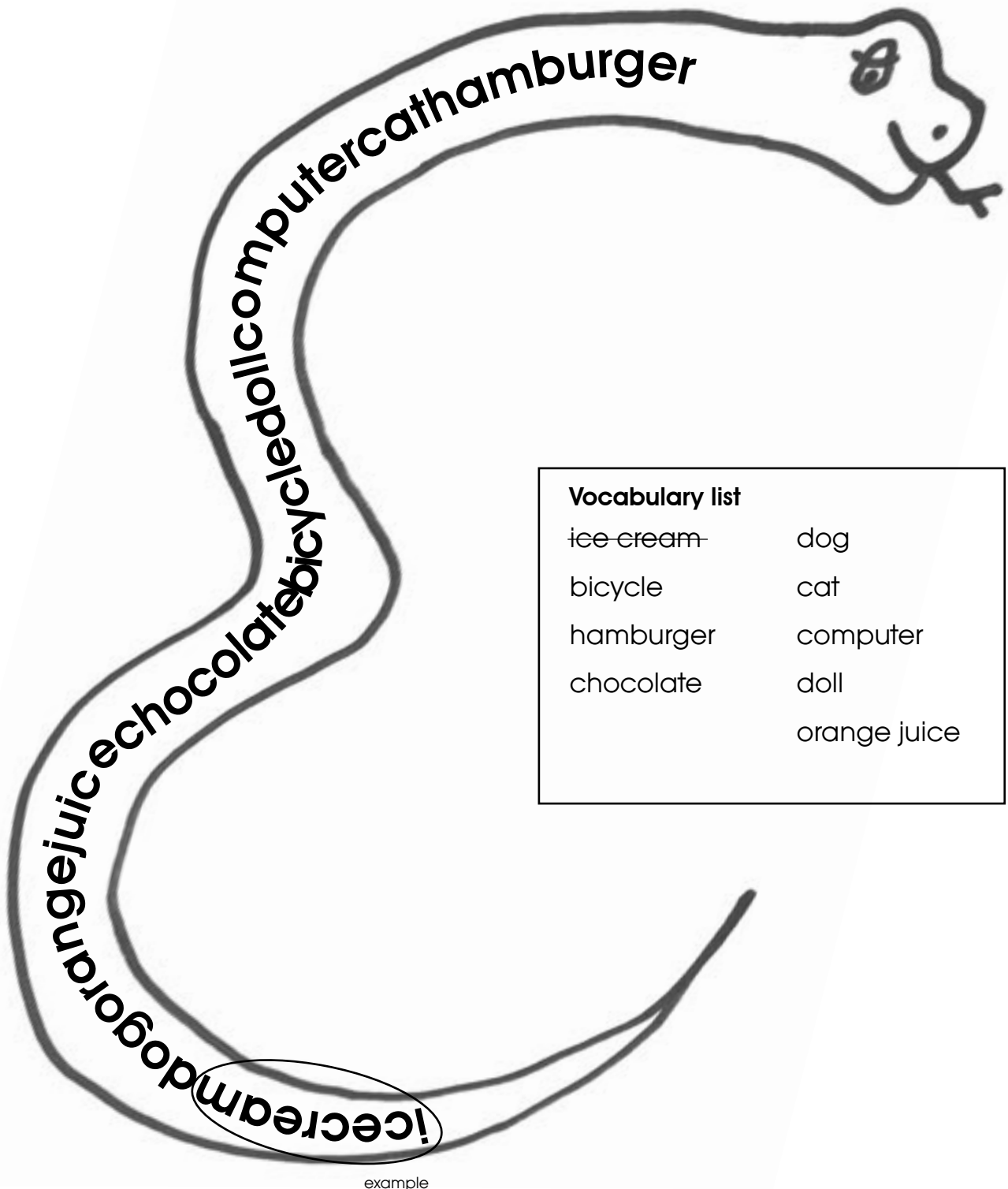


A)	What do you have? example <i>I have a cat.</i>
B)	What do you want? ..... <i>ice cream.</i>
C)	.....? ..... <i>orange juice.</i>
D)	.....? ..... <i>hamburger.</i>
E)	.....? ..... <i>dog.</i>
F)	.....? ..... <i>computer.</i>
G)	.....? ..... <i>bicycle.</i>



## Worksheet 25: Want/Have - Third Person Singular

- ① Look at the picture below and find each of the words in the snake using the vocabulary list, and colour in the snake.








### Vocabulary list

ice cream	dog
bicycle	cat
hamburger	computer
chocolate	doll
	orange juice


# The Fun Guide: Games for Learning English



2 Look at the pictures below and complete the following questions.

<p>A) </p>		<p>B) </p>
	<p>C) </p>	
<p>D) </p>		<p>E) </p>

<p>A) What does Tom want? example <i>He wants an ice cream.</i></p>
<p>B) What does Liz have? .....</p>
<p>C) .....? .....</p>
<p>D) .....? .....</p>
<p>E) .....? .....</p>




## Worksheet 26: How much...?

- ① Look at the pictures below and unscramble each of the words, and colour in the pictures.


example

A) umhbregar




h a m b u r g e r

B) agrone cjuie




\_\_\_\_\_ /  
\_\_\_\_\_

C) ceircmea




\_\_\_\_\_ / \_\_\_\_\_

D) eaplp




\_\_\_\_\_

E) mocpture mage




\_\_\_\_\_ /  
\_\_\_\_\_

F) sithrt




\_\_\_\_\_ / \_\_\_\_\_

G) gab




\_\_\_\_\_

H) nep



\_\_\_\_\_

I) lipenc



\_\_\_\_\_

# The Fun Guide: Games for Learning English



② Look at the pictures below and complete the following questions.

A)



£3.00

B)



30 pence

C)



£9.99

D)



£1.50

E)



50 pence

A)	How much does the hamburger cost? example <i>The hamburger costs three pounds.</i>
B)	.....? .....
C)	.....? .....
D)	.....? .....
E)	.....? .....



## Worksheet 27: Verb Infinitives - First Person Singular

1 Find the following words in the wordsearch.

**DANCE**

**SING**

**PLAY COMPUTER GAMES**

**PLAY THE PIANO**

**RIDE A BICYCLE**

**SPEAK ENGLISH**

**PLAY FOOTBALL**

**SWIM**


**RIDE A HORSE**


P	Q	S	R	T	W	X	Z	A	B	D	E	G	H	I	P
L	W	I	N	I	T	E	P	R	S	W	I	M	B	O	L
A	Y	S	I	N	D	D	Z	O	L	E	A	R	S	A	A
Y	A	I	S	P	O	E	A	X	R	I	G	W	P	B	Y
C	L	N	C	P	L	Y	A	N	A	T	I	B	L	E	F
O	P	C	D	E	L	P	S	H	C	L	S	N	A	S	O
M	S	I	N	G	I	A	L	H	O	E	L	P	G	R	O
P	D	G	A	M	E	R	Y	A	R	R	P	E	A	O	T
U	I	W	L	Z	P	L	A	C	Y	P	S	Q	A	H	B
T	R	P	L	A	Y	T	H	E	P	I	A	N	O	A	A
E	B	R	I	G	H	R	I	D	E	A	Z	O	N	E	L
R	B	O	R	D	E	R	B	K	L	M	O	V	I	D	L
G	P	R	I	D	E	A	B	I	C	Y	C	L	E	I	W
A	L	L	E	A	R	W	E	R	N	P	L	A	K	R	J
M	A	Y	R	S	P	E	A	K	E	N	G	L	I	S	H
E	B	O	U	A	S	L	S	I	N	K	P	L	I	Y	T
S	S	P	E	E	K	E	R	Q	U	Y	T	M	P	Z	Q


# The Fun Guide: Games for Learning English





2 Look at the pictures below and complete the sentences.

A)   
You

B)   
You

C)   
You

D)   
You

E)   
You

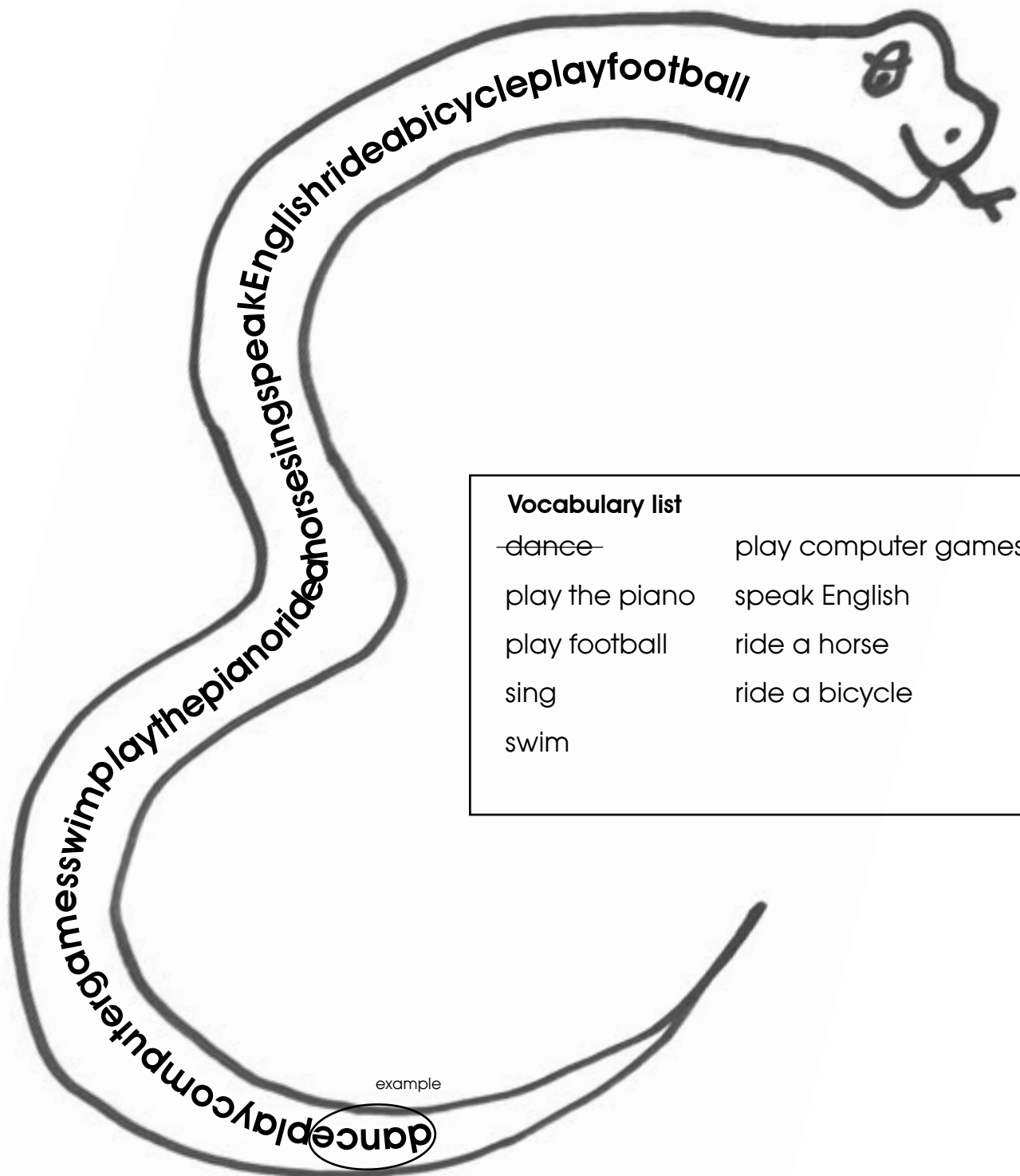
("don't" = "do not")

A) <i>I want to dance.</i> example
B) .....
C) .....
D) .....
E) .....



## Worksheet 28: Verb Infinitives - Third Person Singular

- ① Look at the picture below and find each of the words in the snake using the vocabulary list, and colour in the snake.





Vocabulary list	
<del>dance</del>	play computer games
play the piano	speaking English
play football	riding a horse
sing	riding a bicycle
swim	


# The Fun Guide: Games for Learning English

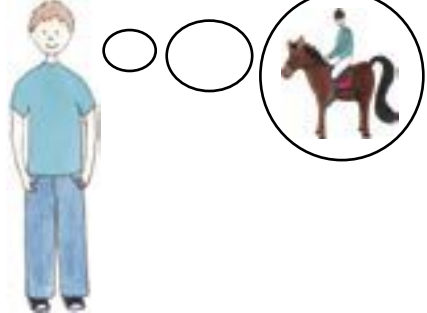



2 Look at the pictures below and complete the sentences.

A) 

B) 

C) 

D) 

E) 

("doesn't" = "does not")


A) <i>Karita wants to dance.</i> example
B) .....
C) .....
D) .....
E) .....



## Worksheet 29: Present Continuous


1 Look at the pictures below and complete each of the missing words using the vocabulary list.

A) example




d a n c i n g

B)




\_\_\_\_\_ /  
\_\_\_\_\_ /

C)




\_\_\_\_\_ /  
\_\_\_\_\_ /  
\_\_\_\_\_ /

D)




\_\_\_\_\_ /  
\_\_\_\_\_ /

E)




\_\_\_\_\_ /  
\_\_\_\_\_ /

F)




\_\_\_\_\_ /  
\_\_\_\_\_ /

G)




\_\_\_\_\_ /  
\_\_\_\_\_ /

H)



\_\_\_\_\_ /

I)



\_\_\_\_\_ /  
\_\_\_\_\_ /

### Vocabulary list

studying English

riding a bicycle

playing the piano

singing

swimming

playing football

playing computer games

riding a horse

~~dancing~~

# The Fun Guide: Games for Learning English



2 Look at the pictures below, and complete the following questions.

A)



B)



C)



D)



E)



A)	What is Tom doing? example <i>He is dancing.</i>
B)	.....? .....
C)	.....? .....
D)	.....? .....
E)	.....? .....
F)	What are you doing? 🤖 .....



Worksheet 30: Intermediate Language Review game

**INSTRUCTIONS**

Place your counter on the starting position and take turns in rolling a die. Move your counter around the board according to the number shown on the die.

The first person to reach the finishing line is the winner!

**1** Whose is this pen? **START**

**2** What time is it?

**3** Go back to start!

**4** Where is the book?

**5** What's the weather like today? **Go back two spaces!**

**6** **Go back three spaces!**

**7** Can he sing?

**8** Does he like apples?

**9** What does he want?

**10** How much does the T-shirt cost?

**11** She wants ...

**12** Go back one space!

**13** What's she doing?

**14** **Go back five spaces!**

**15** **FINISH**

# The Fun Guide: Games for Learning English

## Worksheet 31: Comparatives

1 Find the following words in the wordsearch.

**BEN**

**TOM**

**TIGER**

**RABBIT**

**SNAKE**

**WORM**

**CHEETAH**

**TORTOISE**

**PARROT**

**DOG**

N	R	W	N	W	S	N	A	E	T	W	R	I	Q	R
O	R	S	S	N	A	E	K	A	R	R	C	A	P	O
I	G	A	N	O	R	A	W	T	V	A	D	I	B	N
S	T	R	B	A	N	R	R	D	E	H	B	F	M	C
T	Z	W	A	S	E	T	A	A	O	W	C	B	L	H
P	R	A	P	N	Q	C	D	O	G	H	E	H	I	E
A	Q	T	O	R	T	Z	W	P	O	R	T	E	K	T
R	G	B	E	N	D	F	Z	T	H	E	R	P	H	U
R	L	A	P	R	Q	W	R	T	E	E	H	C	J	C
O	B	T	O	B	H	E	T	O	R	T	O	I	S	E
T	A	W	A	S	G	U	A	M	W	O	R	M	G	S
W	Q	U	V	I	T	I	G	R	A	B	C	D	F	R
Z	C	H	T	E	E	B	C	H	E	E	T	A	H	P

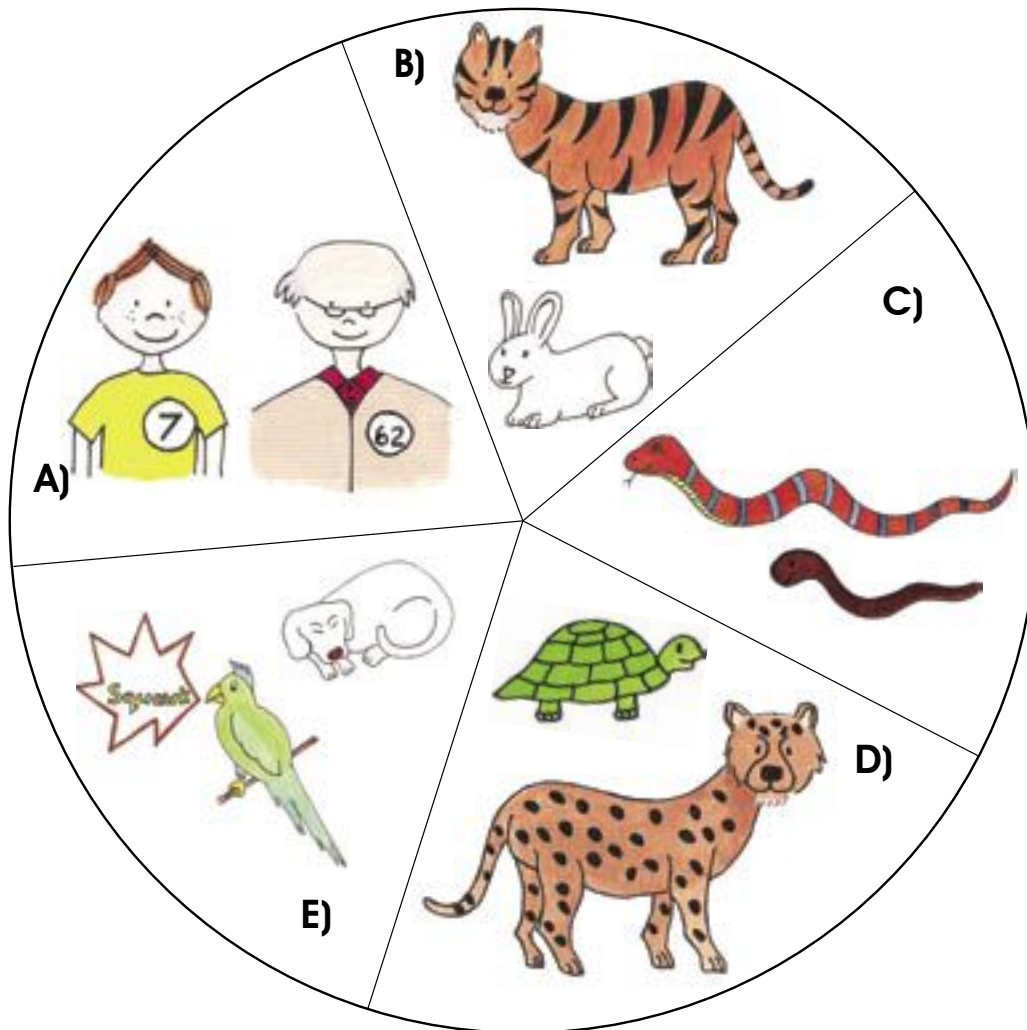
2 Match the antonyms.

older	example	quieter
longer		smaller
louder		younger
faster		shorter
bigger		slower

Can you think of any more? Write them down in your book.

# The Fun Guide: Games for Learning English

3 Look at the pictures below, and complete the following questions.



A)	Who is older?
example	<i>Ben is older.</i>
B)	Which one is smaller? .....
C)	.....longer? .....
D)	.....faster? .....
E)	.....quieter? .....

# The Fun Guide: Games for Learning English

## Worksheet 32: Superlatives

1 Find the following words in the wordsearch.

KIMI COW KITTEN WORM TOM JAN BEAR  
BIRD EEL BEN ELEPHANT FLY SNAKE CAR  
TRAIN VAN LORRY TRACTOR DOG LIZ CAT  
MOUSE PIANO TRUMPET TRIANGLE KARITA AEROPLANE

M	R	K	A	K	I	T	T	E	N	K	S	C	B	E	S	X
O	A	V	I	T	B	T	C	Q	T	P	A	T	A	Z	N	W
U	V	Q	A	M	R	B	R	A	J	R	L	R	E	R	A	R
S	N	W	O	N	I	I	I	A	T	K	A	A	I	F	K	Z
E	S	W	O	R	M	E	A	R	I	Y	T	C	N	T	E	I
T	R	I	A	N	G	L	E	N	D	N	O	V	T	R	A	L
Y	A	E	L	E	P	H	A	N	T	B	M	A	F	O	O	A
B	Q	P	I	A	N	O	E	R	L	L	G	R	L	S	R	F
J	M	J	A	N	N	D	M	O	T	Z	E	R	Y	N	G	D
I	C	B	O	Y	W	O	R	X	B	E	E	L	O	I	O	N
L	D	O	K	W	V	R	P	C	A	T	T	E	R	X	D	N
H	H	J	W	S	Y	J	A	T	R	U	M	P	E	T	M	E
A	E	R	O	P	L	A	N	E	P	L	B	E	A	R	Y	B






# The Fun Guide: Games for Learning English

## 2 Match the superlatives.

old	example	bigger	example	loudest
big		louder		shortest
small		smaller		longest
long		shorter		biggest
short		quieter		quietest
fast		longer		smallest
slow		older		fastest
loud		faster		slowest
quiet		slower		oldest

Can you think of any more? Write them down in your book.

## 3 Look at the pictures below and complete the sentences using the words from the vocabulary list.

<p>A)</p> 	<p>B)</p> 	<p>C)</p> 
<p>D)</p> 	<p>E)</p> 	<p><b>Vocabulary list</b></p> <p>—biggest—</p> <p>smallest</p> <p>longest</p> <p>fastest</p> <p>slowest</p>

A) example The bear is bigger than the cow, but the elephant is the biggest.

B) .....

C) .....

D) .....

E) .....

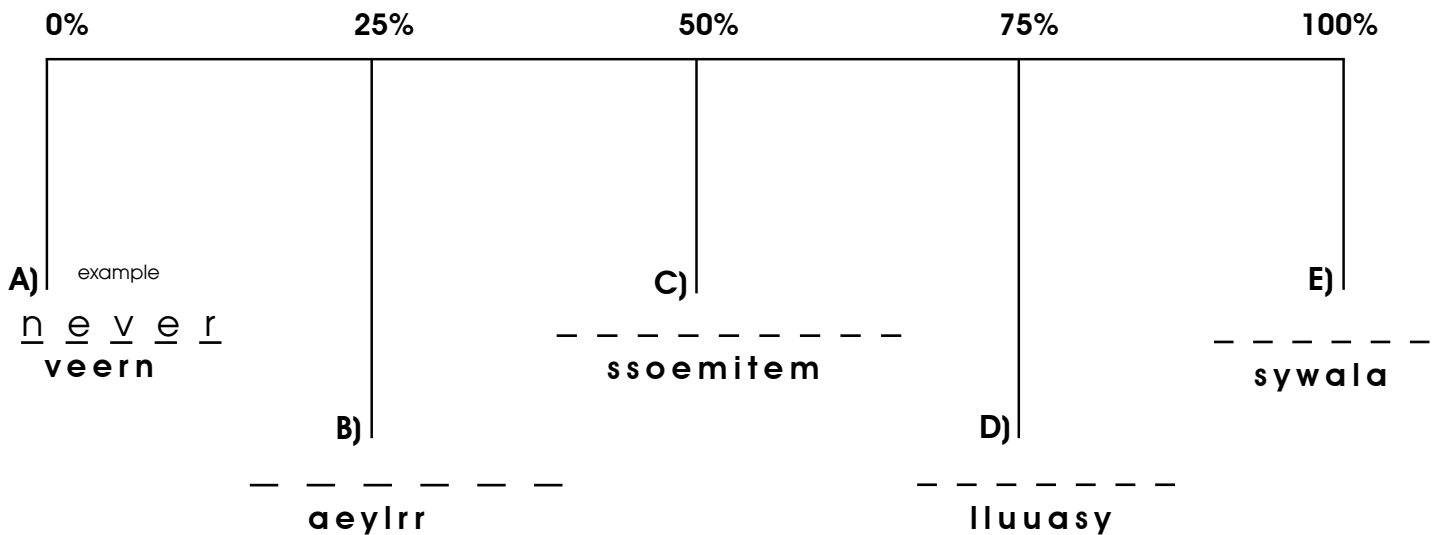
# The Fun Guide: Games for Learning English

## Worksheet 33: Adverbs of Frequency - First Person Singular

1 Look at A - G below and unscramble the days of the week.

- A) S u n d a y example      duanSy
- B) \_ \_ \_ \_ \_      oaMdny
- C) \_ \_ \_ \_ \_      Tesuayd
- D) \_ \_ \_ \_ \_      dnseWeyad
- E) \_ \_ \_ \_ \_      hTsruyad
- F) \_ \_ \_ \_ \_      dyFira
- G) \_ \_ \_ \_ \_      yuaStrad

2 Look at the chart below and complete the missing adverbs of frequency.



# The Fun Guide: Games for Learning English

3 Look at the vocabulary list below and choose an option to complete the questions using your own answers.

**Vocabulary list**

- brush teeth
- play computer games
- play the piano
- play football
- swim

Can you think of any more? Write them down.

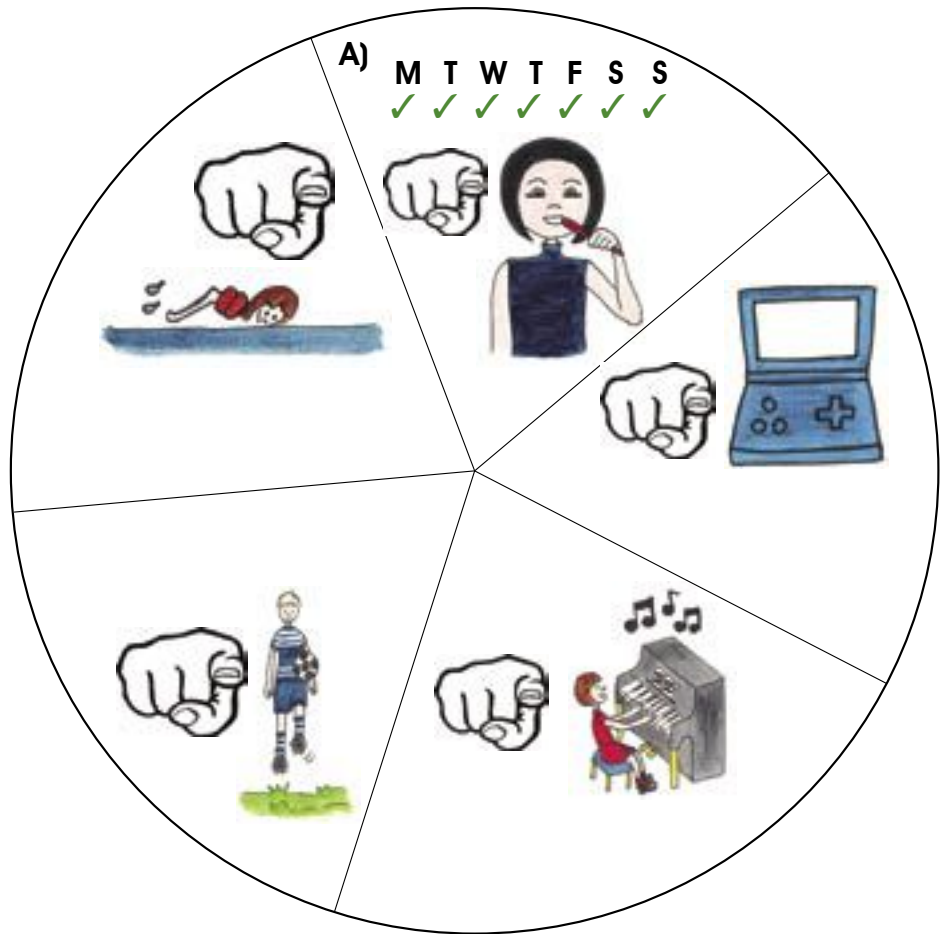
.....

.....

.....

.....

.....



<b>A)</b>	<b>What do you always do?</b> example <i>I always brush my teeth.</i>
<b>B)</b>	.....rarely.....? .....
<b>C)</b>	.....sometimes.....? .....
<b>D)</b>	.....usually.....? .....
<b>E)</b>	.....never.....? .....



# The Fun Guide: Games for Learning English

3 Look at the pictures below and complete the following questions.

A)	What does Liz always do? example <i>She always brushes her teeth.</i>
B)	.....? .....
C)	.....? .....
D)	.....? .....
E)	.....? .....

# The Fun Guide: Games for Learning English

## Worksheet 35: Calendar Dates

① Look at the calendar below and complete the missing months using the vocabulary list.

A) January example

M	T	W	T	F	S	S
	1	2	3	4	5	6
7	8	9	10	11	12	13
14	15	16	17	18	19	20
21	22	23	24	25	26	27
28	29	30	31			

B) — — — — —

M	T	W	T	F	S	S
				1	2	3
4	5	6	7	8	9	10
11	12	13	14	15	16	17
18	19	20	21	22	23	24
25	26	27	28	29		

C) — — — — —

M	T	W	T	F	S	S
					1	2
3	4	5	6	7	8	9
10	11	12	13	14	15	16
17	18	19	20	21	22	23
24	25	26	27	28	29	30
31						

D) — — — — —

M	T	W	T	F	S	S
	1	2	3	4	5	6
7	8	9	10	11	12	13
14	15	16	17	18	19	20
21	22	23	24	25	26	27
28	29	30				

### Vocabulary list

January  
September  
April  
December  
May  
February  
June  
August  
July  
March  
October  
November

# The Fun Guide: Games for Learning English

E)

M	T	W	T	F	S	S
			1	2	3	4
5	6	7	8	9	10	11
12	13	14	15	16	17	18
19	20	21	22	23	24	25
26	27	28	29	30	31	

F)

M	T	W	T	F	S	S
						1
2	3	4	5	6	7	8
9	10	11	12	13	14	15
16	17	18	19	20	21	22
23	24	25	26	27	28	29
30						

G)

M	T	W	T	F	S	S
	1	2	3	4	5	6
7	8	9	10	11	12	13
14	15	16	17	18	19	20
21	22	23	24	25	26	27
28	29	30	31			

H)

M	T	W	T	F	S	S
				1	2	3
4	5	6	7	8	9	10
11	12	13	14	15	16	17
18	19	20	21	22	23	24
25	26	27	28	29	30	31

# The Fun Guide: Games for Learning English

○ .....

I)

M	T	W	T	F	S	S
1	2	3	4	5	6	7
8	9	10	11	12	13	14
15	16	17	18	19	20	21
22	23	24	25	26	27	28
29	30					

J)

M	T	W	T	F	S	S
		1	2	3	4	5
6	7	8	9	10	11	12
13	14	15	16	17	18	19
20	21	22	23	24	25	26
27	28	29	30	31		

K)

M	T	W	T	F	S	S
					1	2
3	4	5	6	7	8	9
10	11	12	13	14	15	16
17	18	19	20	21	22	23
24	25	26	27	28	29	30

L)

M	T	W	T	F	S	S
1	2	3	4	5	6	7
8	9	10	11	12	13	14
15	16	17	18	19	20	21
22	23	24	25	26	27	28
29	30	31				

○ .....

○

# The Fun Guide: Games for Learning English

② Using the calendar and the numbers with the highlighted blocks from exercise 1, complete the following questions.

A) What is the date today? example <i>It is Tuesday the 1st of January.</i>
B) .....? .....
C) .....? .....
D) .....? .....
E) .....? .....
F) .....? .....
G) .....? .....
H) .....? .....
I) .....? .....
J) .....? .....
K) .....? .....
L) .....? .....

# The Fun Guide: Games for Learning English

## Worksheet 36: Past Simple

1 Find the following words in the wordsearch.

HOMework TELEVISION FOOTBALL ORANGE JUICE  
DINNER SWIMMING MUSIC SCHOOL APPLE

T	E	L	E	V	I	S	I	O	N	X	B	C
H	O	M	Z	H	O	M	E	W	O	R	K	M
O	R	A	N	G	E	J	U	I	C	E	A	U
T	O	O	T	O	Z	T	S	R	Q	A	R	S
S	C	H	O	O	L	A	B	C	P	P	B	Z
M	U	H	E	F	O	O	T	B	A	L	L	C
S	C	A	D	I	N	N	Z	R	O	P	D	I
S	C	I	D	D	I	N	N	E	R	L	F	S
S	W	A	P	P	L	E	A	L	L	R	J	U
S	W	I	M	M	I	N	G	M	M	N	K	M

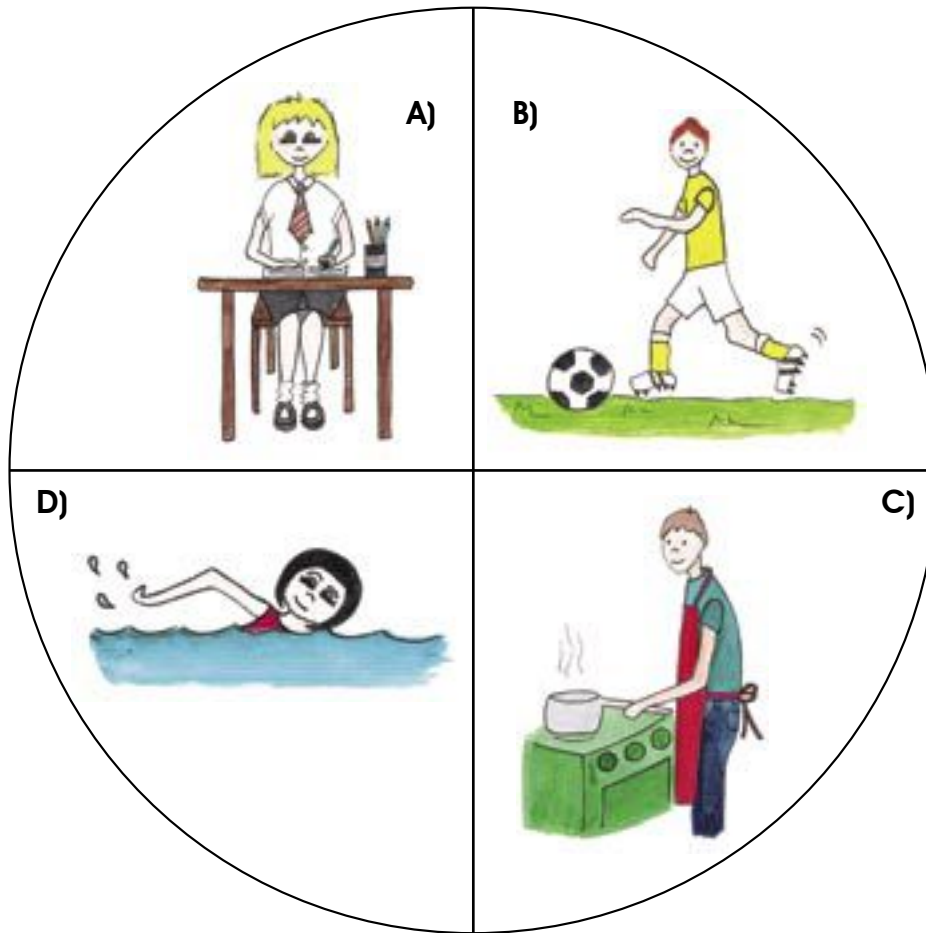
2 Look at the table below and complete the missing words using the vocabulary list.


Present	Past
A) play <small>example</small>	played
B) buy	_____
C) go	_____
D) listen	_____
E) cook	_____
F) do	_____
G) drink	_____
H) eat	_____
I) walk	_____
Can you think of 3 more?	
1) .....	.....
2) .....	.....
3) .....	.....

Vocabulary list
<del>played</del>
ate
walked
drank
listened
went
cooked
bought
did

# The Fun Guide: Games for Learning English

3 Look at the pictures below and complete the following questions.



<p><b>A)</b> example</p>	<p><b>What did Karita do yesterday?</b> <i>She did her homework.</i></p>
<p><b>B)</b></p>	<p>.....? .....</p>
<p><b>C)</b></p>	<p>.....? .....</p>
<p><b>D)</b></p>	<p>.....? .....</p>
<p><b>E)</b></p>	<p> <b>What did you do yesterday?</b> .....</p>

# The Fun Guide: Games for Learning English

## Worksheet 37: Directions

1 Look at the boxes below and complete the missing words using the vocabulary list.

### Vocabulary list

turn left

opposite

go past the bank

between

in front of


next to

go straight on

turn right


take the second right

A) example




t u r n / l e f t

B)



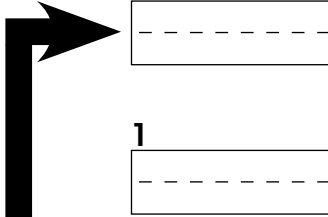
\_\_\_\_\_ / \_\_\_\_\_

C)



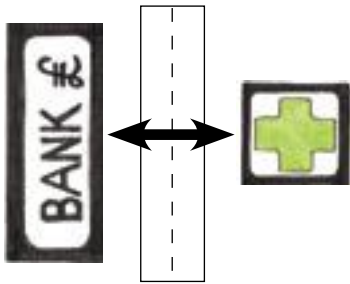
\_\_\_\_\_ / \_\_\_\_\_

D)




\_\_\_\_\_ / \_\_\_\_\_

E)




\_\_\_\_\_

F)




\_\_\_\_\_ / \_\_\_\_\_

G)



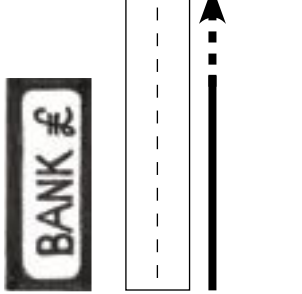
\_\_\_\_\_

H)



\_\_\_\_\_ / \_\_\_\_\_ / \_\_\_\_\_


I)



\_\_\_\_\_ / \_\_\_\_\_ / \_\_\_\_\_

# The Fun Guide: Games for Learning English

- 2 Using the starting position, direct your way around the map and write down the directions to the following questions.



A) Can you tell me where the bakery is?  
 example *Take the first left, go past the supermarket and the bakery is on your left.*

B) .....police station....?

.....  
 .....

C) .....bank....?

.....  
 .....

D) .....train station....?

.....  
 .....


E) Can you think of any more directions? Write down some questions in your book and ask a friend or your teacher to give you the directions.

## Worksheet 38: Advanced Language Review game


**INSTRUCTIONS**

Place your counter on the starting position and take turns in rolling a die. Move your counter around the board according to the number shown on the die.


The first person to reach the finishing line is the winner!

**1** Which one is bigger?  


**2** Go forward 4 spaces!

**3** Which one is longer?  



**4** Go back 3 spaces!


**5** The bird is smaller than...  


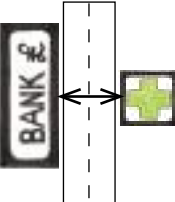
**6** Go forward 2 spaces!

**7** Spell each of the seven days of the week


**8** Spell each of the twelve months of the year

**9** She always...  


**10** What did you do yesterday?  


**11** Go back 3 spaces!  


**12** The bank is...  
 Go forward 1 space!

**13** The supermarket is...  




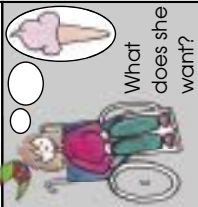


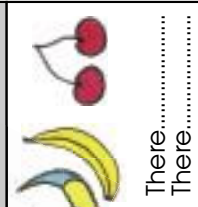






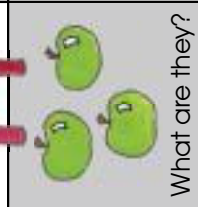




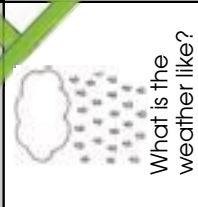




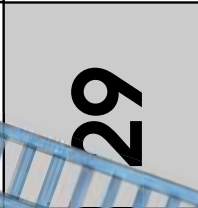

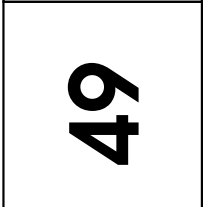

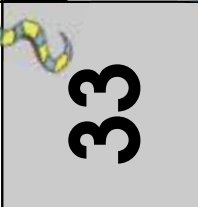

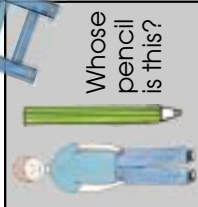
**14** Go back 3 spaces!

**15** FINISH

START

## Worksheet 39: Snakes and Ladders: Book Review game

Finish

		 What does she always do? 40	 What does she want? 38	 Where is the book? 23	 There..... There..... 9	
54				25	22	6
Spell the twelve months of the year	42	37	 What is the time? 20		 What are they? 4	
52	Spell the seven days of the week	 He wants... 27		19	12	
 The supermarket is...	 What did she do yesterday? 45	35	 What is the weather like? 29	 Who is she? 14	 What colour is this? 2	
50	 Which one is bigger? 33	 How much does the t-shirt cost? 31	 Can he sing? 6	 Whose pencil is this? 1		
 The bird is smaller than...		 What's Ben doing? 7		 He is... 3		

Start