


Native American Pictograph Stories

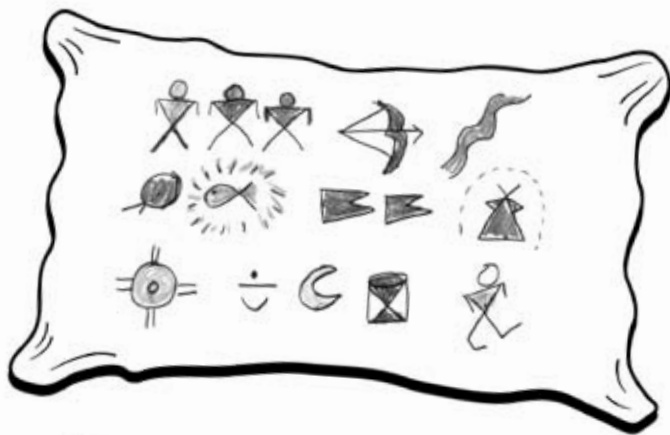
Directions

Explain to your class that before European settlers arrived, Native Americans often communicated and told stories using pictographs. Back then, they did not have an alphabet to write words, so they represented ideas in different ways.

Distribute copies of the Pictograph Symbols reproducible. Explain that Native Americans used symbols like the ones shown. Encourage students to think of their own original symbols for words that are not listed. Draw and write these on the board or chart paper.

Hand out copies of the Pictograph Story reproducible. Prompt students to write a story on the "hide" using the symbols. (Symbols can be colored, if desired.) Then, have students write out the story below, using English. Display the stories on a bulletin board, or bind them together to make a class book.

 **PICTOGRAPH STORY** Name _____




The men of the tribe went hunting for food by the river. After the day was done, they caught many fish and deer. Back at the village, we were happy and we celebrated. That night, we had a feast and danced to the drums.

Pictograph Symbols

Name _____



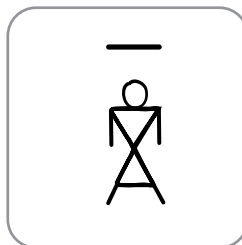
MAN




WOMAN



BOY



GIRL




VILLAGE




MOUNTAINS




RIVER




LAKE



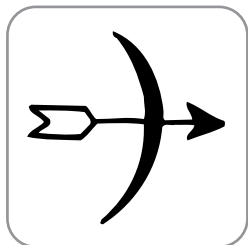
RAIN




SUN




MOON




HUNT




GO




TEPEE




CAMPFIRE




HORSE




BEAR



DEER



FISH



MANY FISH



DRUM



SAD



HAPPY



Name _____



Pictograph Story

