

# Earthquake Preparedness Coloring Book



Introducing:  
**Shakey the  
Squirrel**

## KYEM EARTHQUAKE PROGRAM



[www.kyem.ky.gov/earthquake](http://www.kyem.ky.gov/earthquake)

**Be Aware – Be Prepared  
Have a Plan!**

*Become an  
Honorary  
member of the  
KYEM  
Earthquake  
Program –  
See back cover  
for details.*

# Family Emergency Contact List

For Emergency Services : **DIAL 911**

Fill out this sheet and discuss it with every member of your family. Update this sheet when necessary.

## Emergency Numbers

Poison Control Center: **800 - 222 - 1222**

Hospital Name: \_\_\_\_\_

Doctor's Name: \_\_\_\_\_

Health Insurance Company's Name: \_\_\_\_\_

Policy #: \_\_\_\_\_

Home/Rental Insurance: \_\_\_\_\_

Pharmacy: \_\_\_\_\_

Electric Company: \_\_\_\_\_

Phone# \_\_\_\_\_

Phone# \_\_\_\_\_

Phone# \_\_\_\_\_

Landlord's Name: Phone: \_\_\_\_\_

Water Company: \_\_\_\_\_

Gas Company: \_\_\_\_\_

## Family Contact Numbers

Mother's Name: \_\_\_\_\_

Father's Name: \_\_\_\_\_

Child's Name: \_\_\_\_\_

Age: \_\_\_\_\_

School #: \_\_\_\_\_

Cell#: \_\_\_\_\_

Child's Name: \_\_\_\_\_

Age: \_\_\_\_\_

School #: \_\_\_\_\_

Cell#: \_\_\_\_\_

Child's Name: \_\_\_\_\_

Age: \_\_\_\_\_

School #: \_\_\_\_\_

Cell#: \_\_\_\_\_

Child's Name: \_\_\_\_\_

Age: \_\_\_\_\_

School #: \_\_\_\_\_

Cell#: \_\_\_\_\_

Emergency Contact #1: \_\_\_\_\_

Relationship: \_\_\_\_\_

Phone # \_\_\_\_\_

Emergency Contact #2: \_\_\_\_\_

Relationship: \_\_\_\_\_

Phone # \_\_\_\_\_

Out-Of-State Emergency Contact: \_\_\_\_\_

Name: \_\_\_\_\_

Phone # \_\_\_\_\_

Pet Name(s): \_\_\_\_\_

Veterinarian's Name: \_\_\_\_\_

Phone#: \_\_\_\_\_

**FEMA Site for Earthquake Education, and other disasters**  
**[www.fema.gov/earthquake-publications/index-earthquake-publications-0](http://www.fema.gov/earthquake-publications/index-earthquake-publications-0)**

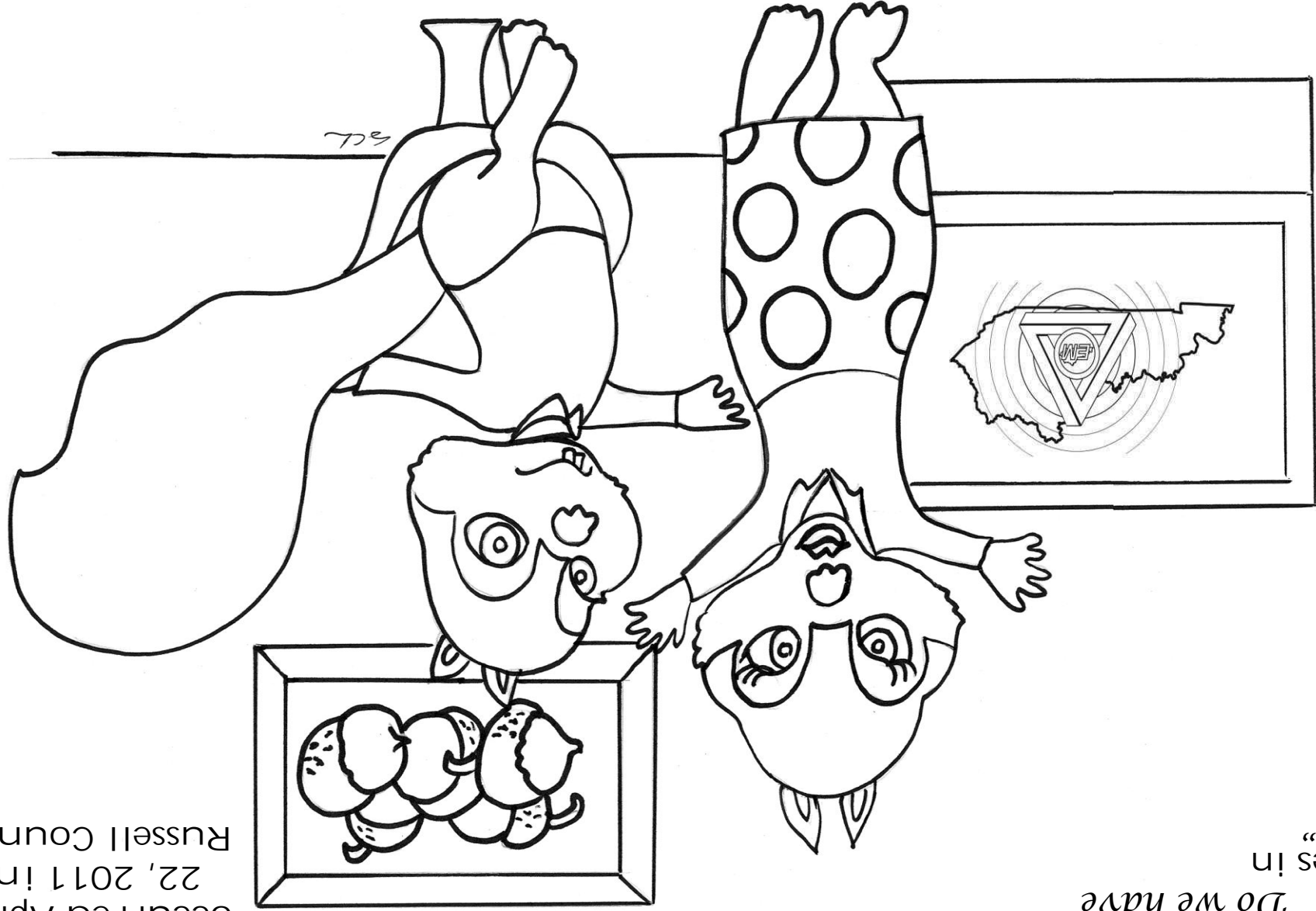
Please see below for various disaster related information for all individuals including: children, parents, and teachers.

<b>IS-22 - Are You Ready?</b>	<b>An In-depth Guide to Citizen Preparedness</b>
<b>0-0439 - FEMA 559</b>	<b>Fact Sheets on Earthquakes (not for young kids)</b>
<b>9-0847 - FEMA 528</b>	<b>EQ Home Hazard Hunt</b>
<b>9-0835 - FEMA 527</b>	<b>EQ Safety Activities</b>
<b>9-0836 - FEMA 526</b>	<b>EQ Safety Checklist (not for young kids)</b>
<b>9-0844 - FEMA 531</b>	<b>Adven. of Terry the Turtle &amp; Gracie the Wonder Hound, grades</b>
<b>3-6</b>	
<b>9-0446 - FEMA 159</b>	<b>CD Tremor Troop, for grades K-6</b>
<b>0-0122 - FEMA 253</b>	<b>Seismic Sleuths, for grades 7-12</b>
<b>9-0999 - FA 295</b>	<b>Mary &amp; Jett's Activity Book</b>
<b>0-0064 - FEMA 522</b>	<b>Disaster Preparedness Activity Book for Ages 4-7</b>
<b>0-0065 - FEMA 523</b>	<b>Disaster Preparedness Activity Book for Ages 7-11</b>
<b>9-1984 - FEMA 475</b>	<b>Preparing for Disaster</b>
<b>- FEMA 529</b>	<b>Drop, Cover, and Hold Poster</b>
<b>- FEMA 68</b>	<b>Earthquake Insurance: A Public Policy Dilemma</b>
<b>- FEMA 240</b>	<b>What Every Child Care Provider Needs to Know</b>
<b>- 5-0200</b>	<b>Door Knob Hanger: Fire Safety</b>

Individuals or organizations can order printed copies by calling 1-800-237-3239.  
When ordering publications, please allow 4 to 6 weeks for free shipping.

Shakey saw a news clip on TV about an earthquake in California and asked his mother, "Do we have earthquakes in Kentucky?"

FYI: The last earthquake in Kentucky occurred April 22, 2011 in Russell County



Learn more about Kentucky's earthquake history: [www.kyem.ky.gov/map](http://www.kyem.ky.gov/map)

Most people know Kentucky for the Cardinal, Goldenrod, and horses just to name a few. But not many realize that in Kentucky, “We can have an earthquake, anywhere, at any time!”

Your family should prepare **NOW**, for an earthquake **LATER**.

Can you find the X that marks the spot of the strongest earthquake in the history of Kentucky. In Bath County on July 27, 1980 a 5.2 magnitude earthquake struck Sharpsburg. It was felt over all or parts of 15 States and in Ontario, Canada.



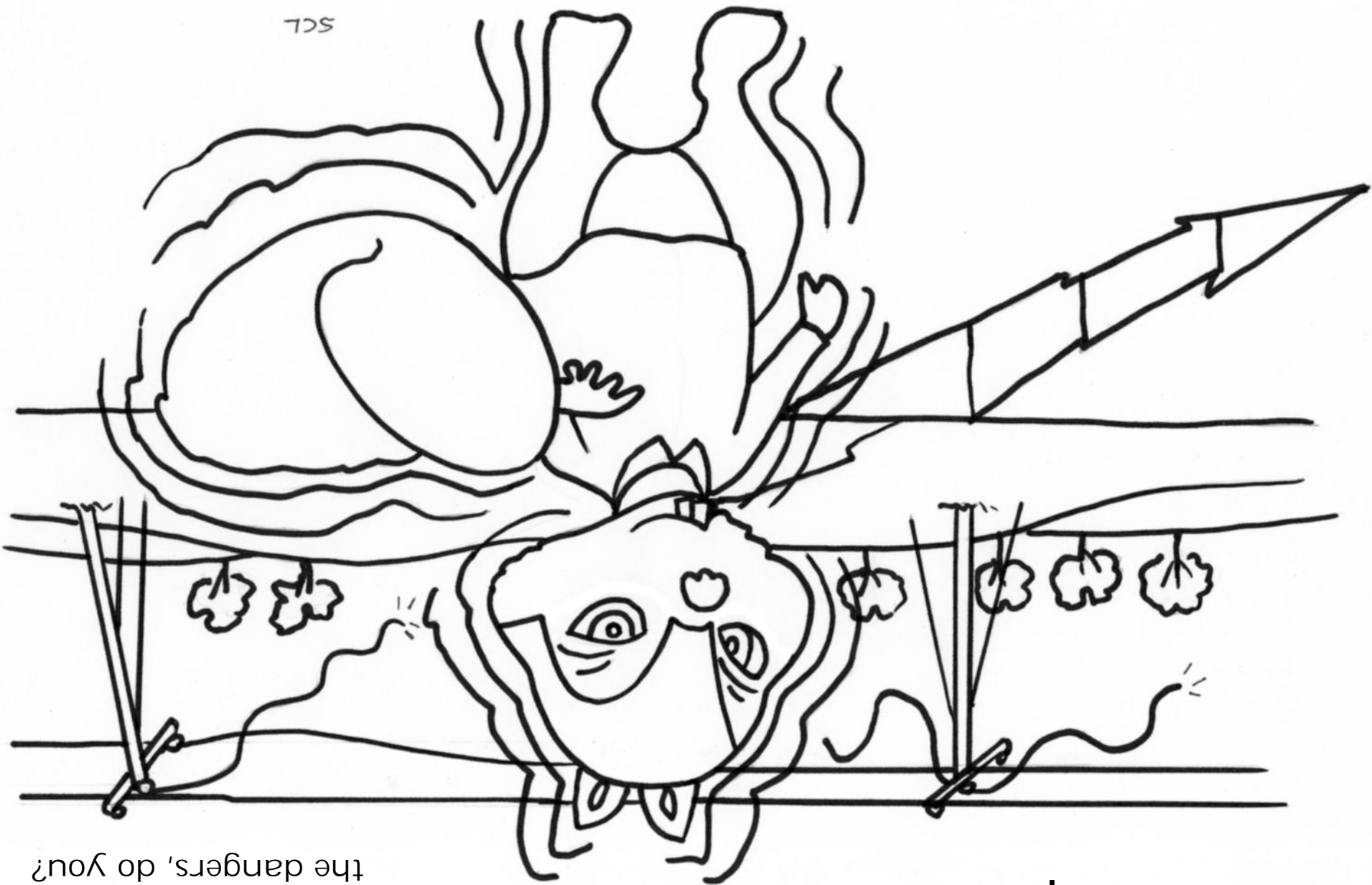
Learn more about family preparedness:

[www.kyem.ky.gov/family](http://www.kyem.ky.gov/family)

An earthquake is a sudden shaking of the earth. We never know when an earthquake will happen, that is why we always want to:

### **Be Aware - Be Prepared - Have a Plan!**

Shakey knows the steps to take before an earthquake strikes that help reduce the dangers, do you?




For more information about what to do before an earthquake:

[www.kyem.ky.gov/before](http://www.kyem.ky.gov/before)

SCL

The most important thing you can do in an earthquake is **Drop, Cover, Hold On!** We **drop** so the shaking doesn't knock us over. We **cover** so falling stuff doesn't land on us, and we **hold on** so that if the table slides in the shaking we will keep it over us. Stay calm, shaking will only last for a minute or two.



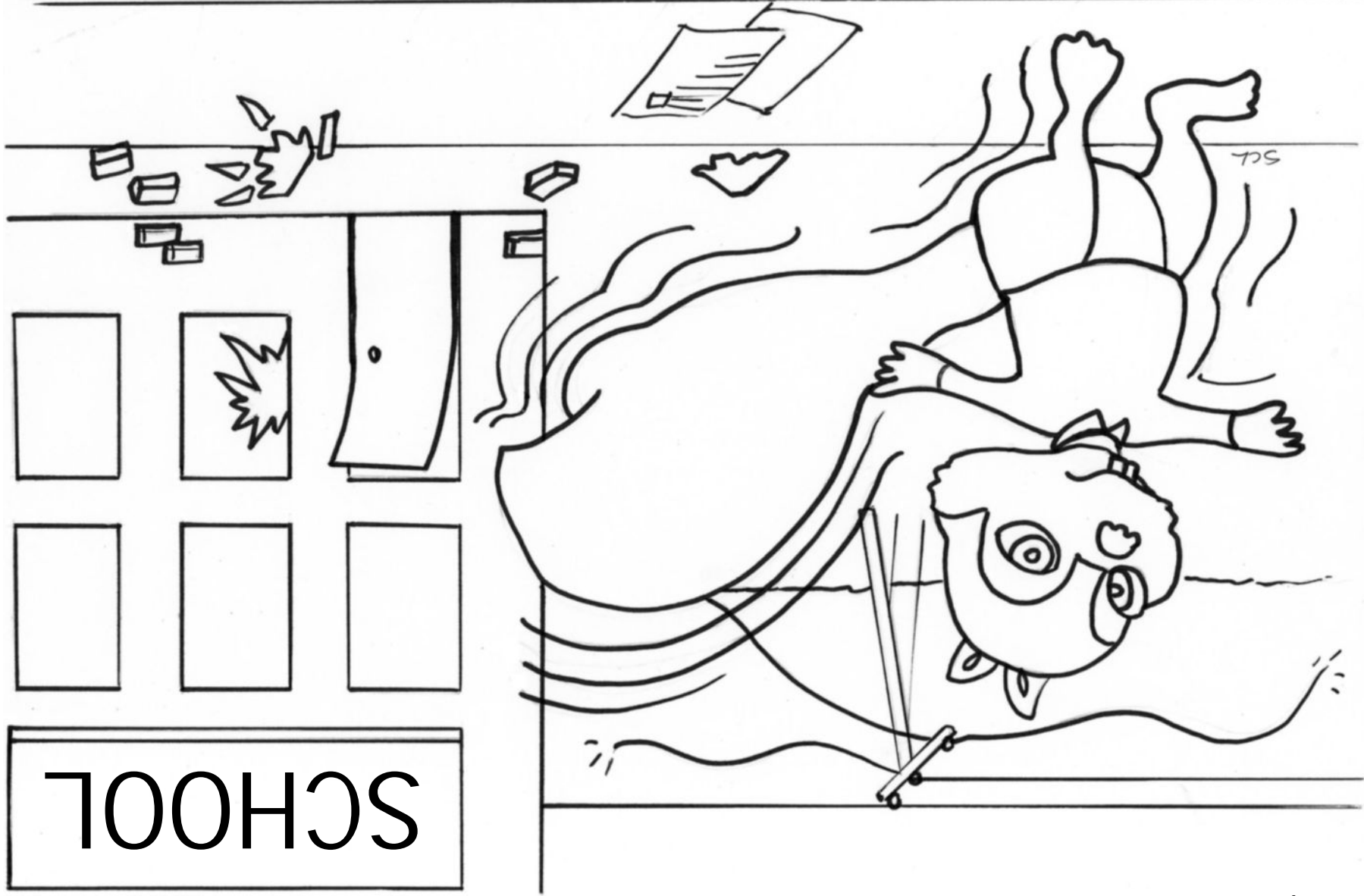
Just like you do in school, practice a “Drop, Cover, Hold On” drill 3-4 times a year with your family.

**Learn more about the “Drop, Cover, Hold On” procedure:**

[www.kyem.ky.gov/drop](http://www.kyem.ky.gov/drop)

If you are in a car pull over to the side of the road and stop. Avoid overpasses and power lines. Always stay inside your vehicle until the shaking stops.


You won't always be inside when an earthquake hits. Remember if you are outside move to a clear area away from trees, signs, buildings, or downed electrical wires and poles.



Learn more about what to do during an earthquake:  
[www.kyem.ky.gov/during](http://www.kyem.ky.gov/during)

*Shakey* feels the ground shaking again, it's an aftershock, but this time he knows what to do!

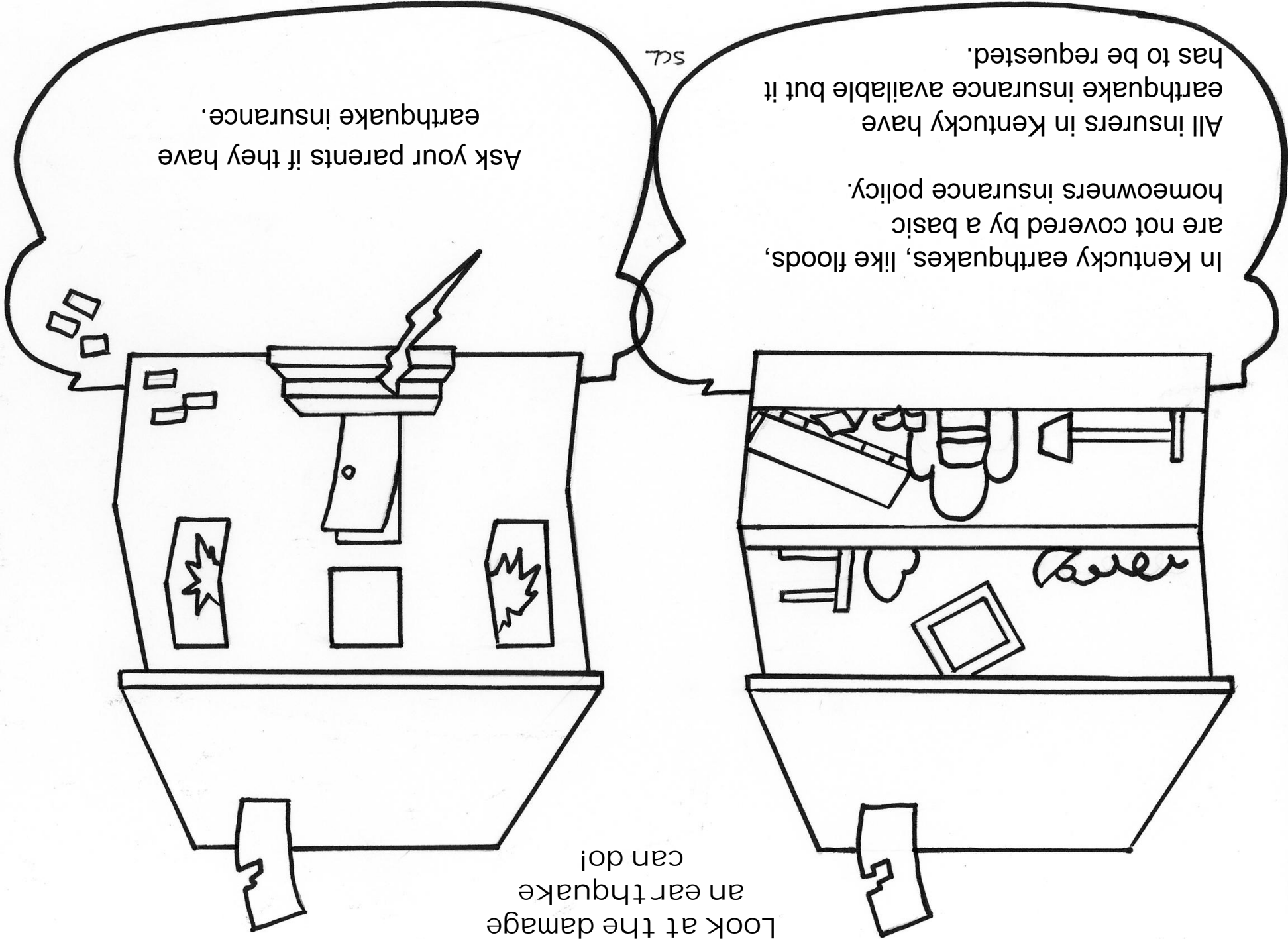
Remember: Every time the ground starts shaking we repeat **Drop, Cover, Hold On** to stay safe.



Vocabulary: An aftershock is a smaller earthquake which follows the first bigger earthquake. There can be lots of these.

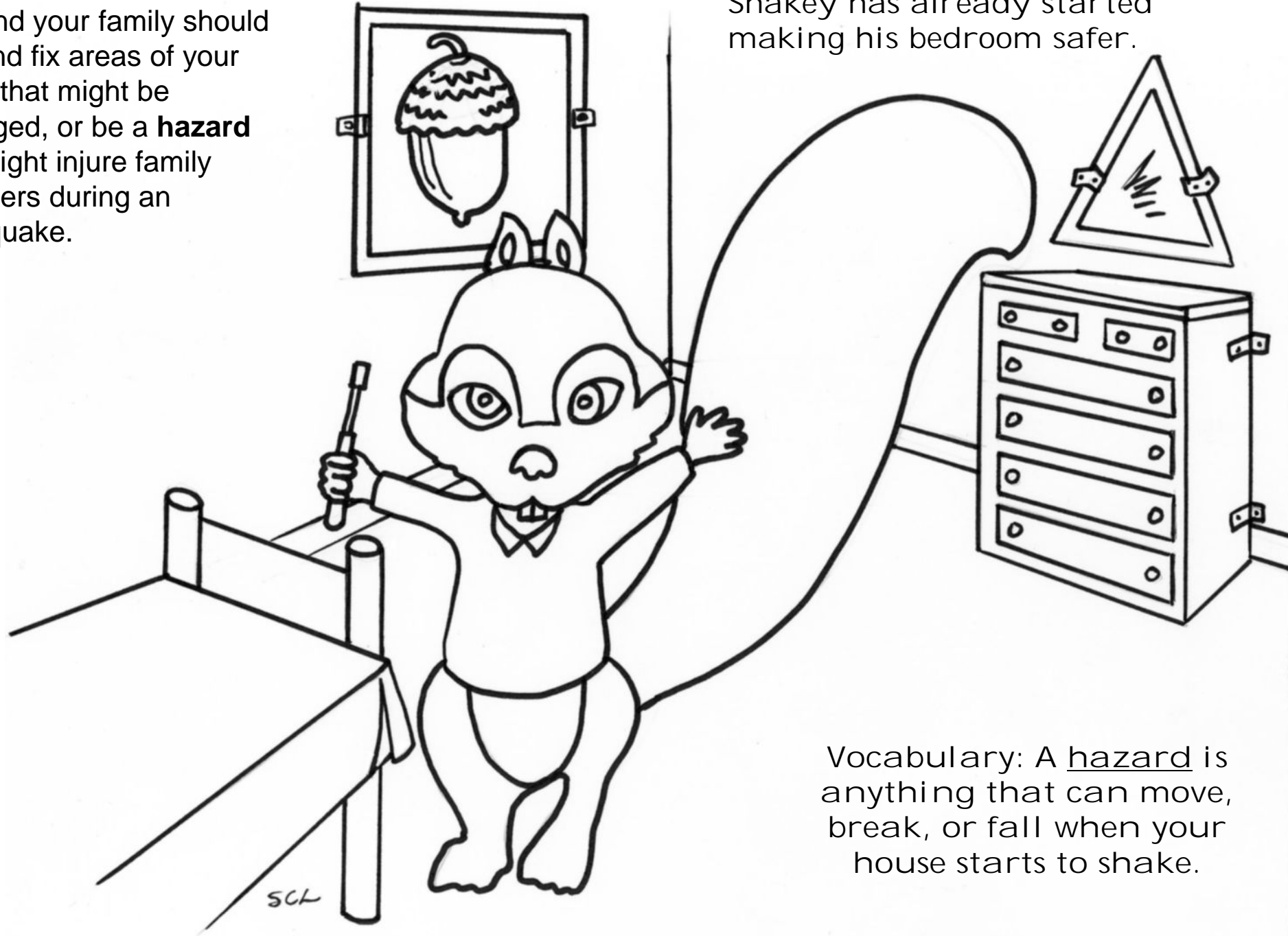
Learn more about aftershocks:  
[www.kyem.ky.gov/aftershocks](http://www.kyem.ky.gov/aftershocks)

Look at the damage  
an earthquake  
can do!



You and your family should find and fix areas of your home that might be damaged, or be a **hazard** that might injure family members during an earthquake.

Shakey has already started making his bedroom safer.



Vocabulary: A hazard is anything that can move, break, or fall when your house starts to shake.

**For more information on holding a family “Home Hazard Hunt”:**

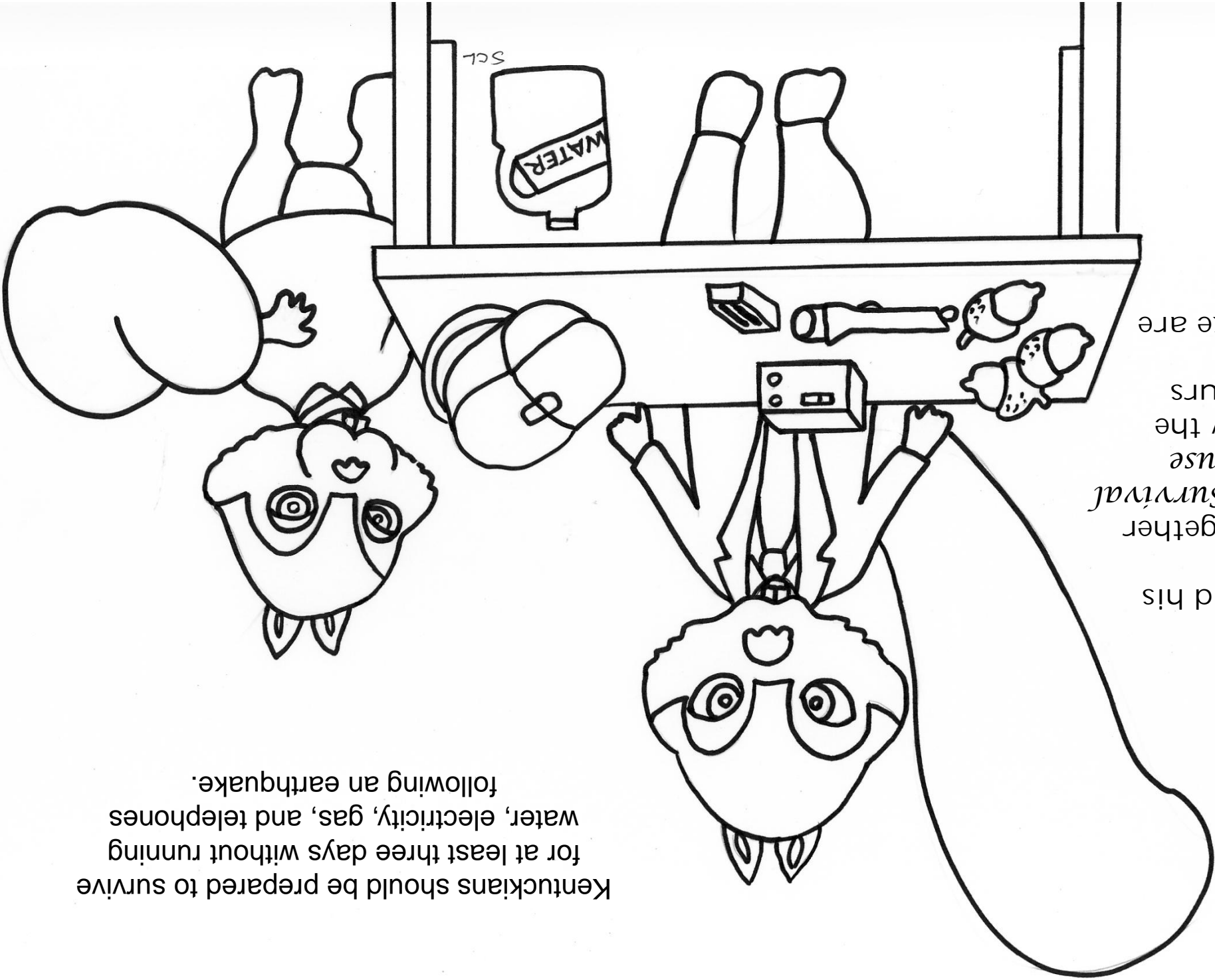
[www.kyem.ky.gov/hunt](http://www.kyem.ky.gov/hunt)

Kentuckians should be prepared to survive for at least three days without running water, electricity, gas, and telephones following an earthquake.

Shakey and his father are putting together a "Home Survival Kit" because they know the first 72 hours after an earthquake are critical.

For more information on what to put in your home survival kit:


[www.kyem.ky.gov/survival](http://www.kyem.ky.gov/survival)



Immediately after the shaking stops always check yourself first, and then your family members for injuries.

Never move seriously injured people unless they are at risk where they are located.

Shakey knows CPR, does anyone in your family?

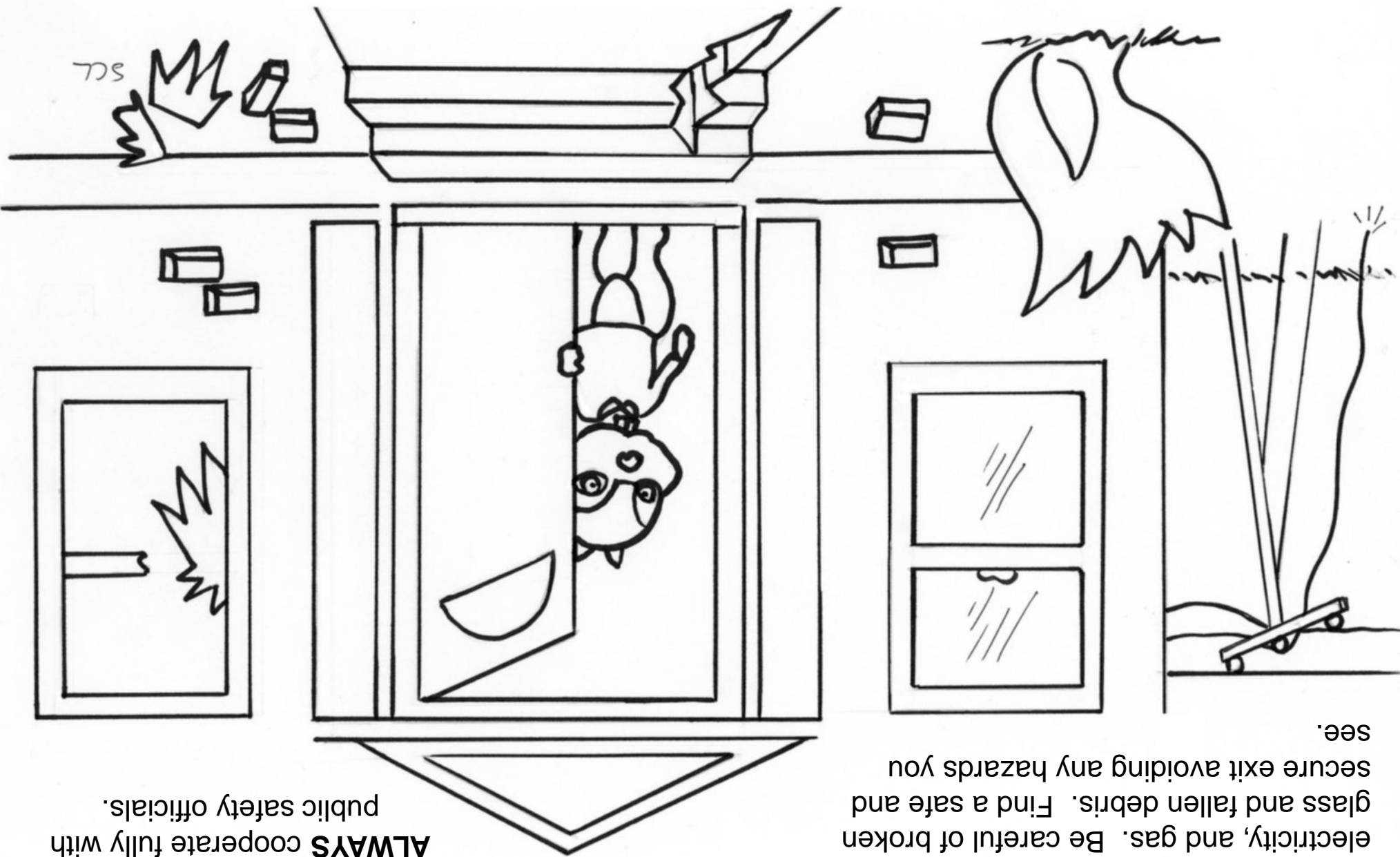


For more information on how to build a first aid kit:

[www.kyem.ky.gov/firstaid](http://www.kyem.ky.gov/firstaid)

When the shaking stops you may want to rush out side... **DON'T!**

Tell an adult to turn off the water, electricity, and gas. Be careful of broken glass and fallen debris. Find a safe and secure exit avoiding any hazards you see.



Turn on your portable radio to hear instructions and news reports. For your own safety, **ALWAYS** cooperate fully with public safety officials.

For more information about what to do after an earthquake: [www.kyem.ky.gov/after](http://www.kyem.ky.gov/after)

Congratulations! Shakey you are now an honorary member of the KYEM Earthquake Program.

After you have colored all of the pages in this book have your parent follow the instructions on the back cover and we will make you a honorary member of the KYEM Earthquake Program Team and send you a personalized certificate.



Ready to be an Honorary member of the KYEM Earthquake Program?  
Get your certificate here: [www.kyem.ky.gov/honorary](http://www.kyem.ky.gov/honorary)

Intentionally Left Blank

**FAMILY COMMUNICATIONS PLAN**

Local Contact Name: \_\_\_\_\_

Phone #: \_\_\_\_ - \_\_\_\_ - \_\_\_\_


Out-of-town Contact Name: \_\_\_\_\_

Phone #: \_\_\_\_ - \_\_\_\_ - \_\_\_\_

Meeting Place: \_\_\_\_\_

Meeting Place Phone #: \_\_\_\_ - \_\_\_\_ - \_\_\_\_

**BE AWARE—BE PREPARED  
HAVE A PLAN!**



**FAMILY COMMUNICATIONS PLAN**

Local Contact Name: \_\_\_\_\_

Phone #: \_\_\_\_ - \_\_\_\_ - \_\_\_\_


Out-of-town Contact Name: \_\_\_\_\_

Phone #: \_\_\_\_ - \_\_\_\_ - \_\_\_\_

Meeting Place: \_\_\_\_\_

Meeting Place Phone #: \_\_\_\_ - \_\_\_\_ - \_\_\_\_

**BE AWARE—BE PREPARED  
HAVE A PLAN!**



**FAMILY COMMUNICATIONS PLAN**

Local Contact Name: \_\_\_\_\_

Phone #: \_\_\_\_ - \_\_\_\_ - \_\_\_\_


Out-of-town Contact Name: \_\_\_\_\_

Phone #: \_\_\_\_ - \_\_\_\_ - \_\_\_\_

Meeting Place: \_\_\_\_\_

Meeting Place Phone #: \_\_\_\_ - \_\_\_\_ - \_\_\_\_

**BE AWARE—BE PREPARED  
HAVE A PLAN!**



**FAMILY COMMUNICATIONS PLAN**

Local Contact Name: \_\_\_\_\_

Phone #: \_\_\_\_ - \_\_\_\_ - \_\_\_\_

Out-of-town Contact Name: \_\_\_\_\_

Phone #: \_\_\_\_ - \_\_\_\_ - \_\_\_\_

Meeting Place: \_\_\_\_\_

Meeting Place Phone #: \_\_\_\_ - \_\_\_\_ - \_\_\_\_

**BE AWARE—BE PREPARED  
HAVE A PLAN!**



**FAMILY COMMUNICATIONS PLAN**

Local Contact Name: \_\_\_\_\_

Phone #: \_\_\_\_ - \_\_\_\_ - \_\_\_\_

Out-of-town Contact Name: \_\_\_\_\_

Phone #: \_\_\_\_ - \_\_\_\_ - \_\_\_\_

Meeting Place: \_\_\_\_\_

Meeting Place Phone #: \_\_\_\_ - \_\_\_\_ - \_\_\_\_

**BE AWARE—BE PREPARED  
HAVE A PLAN!**



**FAMILY COMMUNICATIONS PLAN**

Local Contact Name: \_\_\_\_\_

Phone #: \_\_\_\_ - \_\_\_\_ - \_\_\_\_

Out-of-town Contact Name: \_\_\_\_\_

Phone #: \_\_\_\_ - \_\_\_\_ - \_\_\_\_

Meeting Place: \_\_\_\_\_

Meeting Place Phone #: \_\_\_\_ - \_\_\_\_ - \_\_\_\_

**BE AWARE—BE PREPARED  
HAVE A PLAN!**





**BE AWARE—BE PREPARED  
HAVE A PLAN!**

---

---

---

---

---

---

---

---

**OTHER IMPORTANT CONTACT INFORMATION**



**BE AWARE—BE PREPARED  
HAVE A PLAN!**

---

---

---

---

---

---

---

---

**OTHER IMPORTANT CONTACT INFORMATION**



**BE AWARE—BE PREPARED  
HAVE A PLAN!**

---

---

---

---

---

---

---

---

**OTHER IMPORTANT CONTACT INFORMATION**



**BE AWARE—BE PREPARED  
HAVE A PLAN!**

---

---

---

---

---

---

---

---

**OTHER IMPORTANT CONTACT INFORMATION**



**BE AWARE—BE PREPARED  
HAVE A PLAN!**

---

---

---

---

---

---

---

---

**OTHER IMPORTANT CONTACT INFORMATION**



**BE AWARE—BE PREPARED  
HAVE A PLAN!**

---

---

---

---

---

---

---

---

**OTHER IMPORTANT CONTACT INFORMATION**

Intentionally Left Blank

KYEM Contact information:  
 Earthquake Program Manager  
 Kentucky Division of Emergency Management  
 1025 Capital Center Drive, Suite 101  
 Frankfort, KY 40601  
 Office: 502-607-5712  
 FAX: 502-607-5710  
 KYEMEQ@gmail.com

Parents: After your child has completed all of the coloring pages visit [www.kyem.ky.gov/honorary](http://www.kyem.ky.gov/honorary) or complete and mail this coupon to the address above and we will send your child a personalized **Honorary KYEM Earthquake Program Member certificate:**

Child's name: \_\_\_\_\_  
 Child's Age: \_\_\_\_\_  
 Parent's name: \_\_\_\_\_  
 Street / apt: \_\_\_\_\_ / \_\_\_\_\_  
 City: \_\_\_\_\_  
 State / Zip: \_\_\_\_\_ / \_\_\_\_\_  
 email: \_\_\_\_\_

Book Sponsors:



**KYEM EARTHQUAKE PROGRAM**



[www.kyem.ky.gov/earthquake](http://www.kyem.ky.gov/earthquake)

Illustrations By:  
 Sallie Lanham

