


Fredericksburg and Spotsylvania National Military Park



Junior Ranger Activity Book #3 The Wilderness



www.nps.gov/frsp



Check off the activities as you finish them:

Section 1 - Ellwood

- Ellwood Tour
- Virtual Ellwood
- Scavenger Hunt
- Grounds & Cemetery
- Herbs & Trees

Section 2 - Battlefield

- Exhibit Shelter
- Saunders Field
- Tapp Field
- Dark, Close Wood

Congratulations on deciding to become a Junior Ranger! Today you will learn many things about our Civil War battlefields. After completing all the activities, you can become a Junior Ranger and earn a Junior Ranger badge!

How to become a Junior Ranger:

Step 1: Get a Junior Ranger book

Step 2: If Ellwood Manor is open today, start on the next page. If Ellwood Manor is closed today, go to page 6 and start at Section 2, the Wilderness Battlefield.

Step 3: When you are finished, bring this book to the Visitor Center, the Wilderness Battlefield Exhibit Shelter, or to Ellwood and have a Park Ranger or volunteer check your work.

Step 4: Receive your Junior Ranger badge!

Helpful Hints:

If you have questions, ask a Park Ranger or volunteer.

Go on a guided walking tour - you'll find a lot of answers!

There are also Junior Ranger programs at Fredericksburg and Chancellorsville!



Junior Rangers know it is important to preserve the battlefields for people today and in the future. You can help us take care of this important place by promising to:

Stay on trails and only cross earthworks by using bridges.


Do not litter. Put any trash or recyclables in the proper containers or take it with you. If you see litter, tell a ranger, or even better, pick it up yourself! Remember, this is your park!

Honor the memory of the men who fought here by treating the battlefields with respect by **not** playing ball, flying kites, or riding skateboards in the park.

Enjoy learning about Civil War history and share what you have learned with others.



Ellwood



If Ellwood Manor is open (usually April through October), it should be the first place you visit to complete the Junior Ranger booklet. At Ellwood, there will be a guide to tell you about the place. Listen carefully and you will hear answers to the questions below.


1. Which famous Frenchman visited Ellwood in 1825? _____
2. J. Horace Lacy owned Ellwood at the time of the Civil War. **True or False**
3. Lacy also owned Chatham Manor in Fredericksburg. **True or False**
4. The Lacys moved out of Ellwood during the Civil War. **True or False**
5. Slaves worked in the fields at Ellwood. **True or False**
6. The Battle of Chancellorsville was fought near Ellwood in the year _____.
7. The Battle of the Wilderness was fought near Ellwood in the year _____.
8. The _____ army used Ellwood as a headquarters during the Battle of the Wilderness.
9. Ellwood was also used as a hospital during the Battle of the Wilderness. **True or False**
10. Ellwood is the only building still standing from the Battle of the Wilderness. **True or False**

Now think of a question that you have about Ellwood and ask the guide!

Virtual Ellwood

Go to the computer station at the wooden desk in Ellwood and select the “Virtual Ellwood” program. As you watch the program about how Ellwood looked in 1860, do the activities below:

1. Name some of the other buildings that would have been at Ellwood.
2. What do you think all of these buildings were used for?
3. In the space next to Ellwood below, draw where the slave cabins would have been.



On the same computer, go back to the main menu and select the “Command Center” program. Choose at least three locations and listen to the park ranger talk about some of the decisions made during the Battle of the Wilderness. Pick the choices you would have made in each situation and compare them to what actually happened.



Scavenger Hunt

Find the following items inside Ellwood (if you need help, ask a guide):

A log with cannonballs in it



Permelia

J.H.L.'s fork

A pink flag

Ask a guide to see the Discovery Box and look inside for the haversack.
List some of the things a soldier would carry in his haversack.

- 1.
- 2.
- 3.
- 4.
- 5.
- 6.
- 7.
- 8.

If you were a soldier, what would you take with you?

Draw the one thing that would be most important for you to take along.

Why is this item so important to you?



Grounds and Cemetery



Walk around the grounds of Ellwood and read the signs to answer the questions below:

1. Name three crops that were grown in the fields around Ellwood.

1. _____ 2. _____ 3. _____

2. Ellwood was used as a headquarters by General _____ during the Battle of the Wilderness.

3. Name four things that would have been found at Ellwood when it was used as a headquarters.

1. _____ 3. _____

2. _____ 4. _____

4. Look for the flag on the porch of Ellwood. This flag marked the location of General Warren's headquarters. Why do you think it was important for generals to have their own special flags?

Follow the path that leads to the cemetery.
Read the sign there to help you answer the questions below.

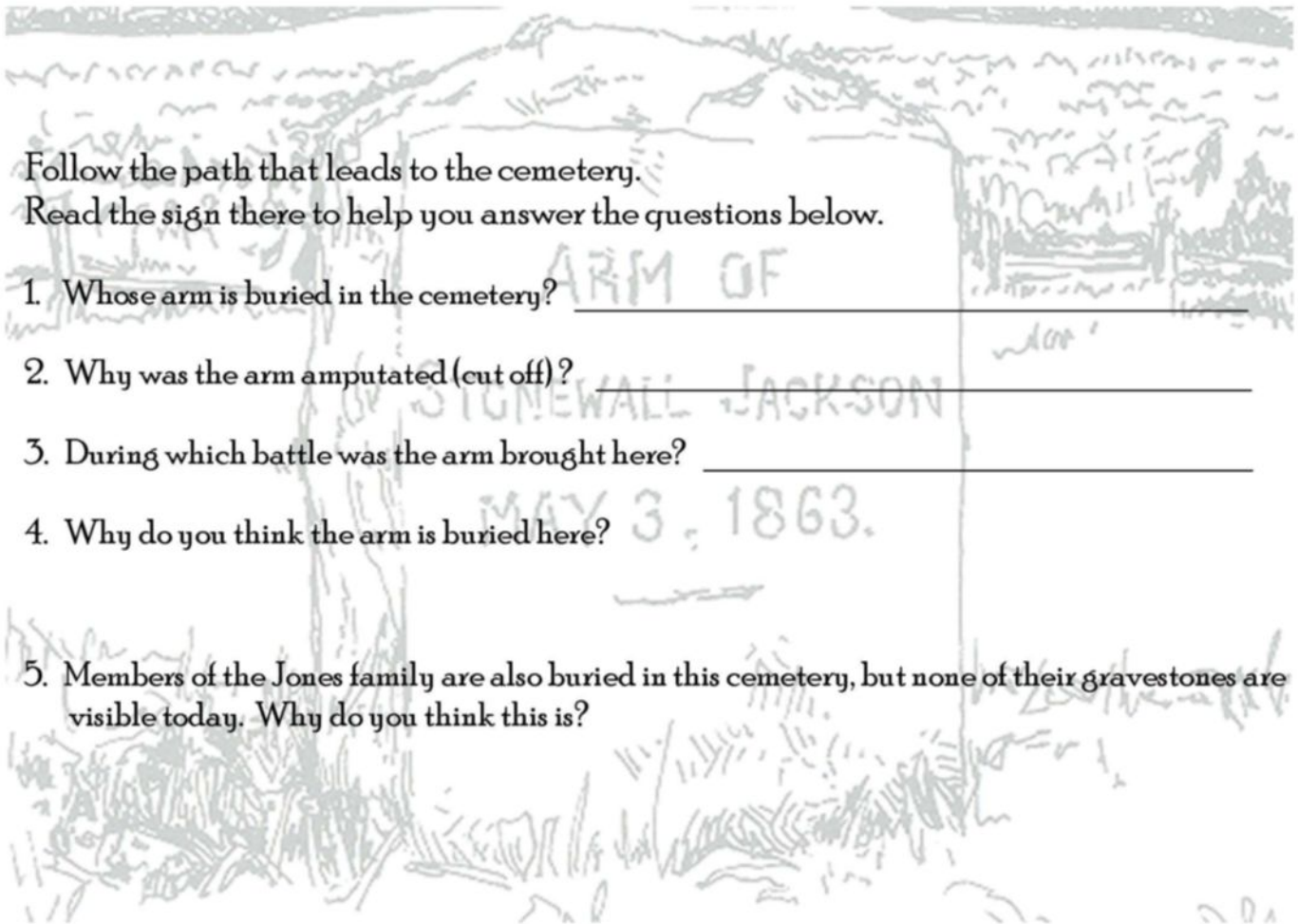
1. Whose arm is buried in the cemetery? _____

2. Why was the arm amputated (cut off)? _____

3. During which battle was the arm brought here? _____

4. Why do you think the arm is buried here? _____


5. Members of the Jones family are also buried in this cemetery, but none of their gravestones are visible today. Why do you think this is?



Herbs and Trees



Around Ellwood there are several trees with nametags on their trunks. Find three of these trees and write their names below. Draw a leaf from each tree in the boxes next to their names.



Along the path that leads to the cemetery there is an herb garden. Herbs were grown to add flavor to food and were also used for medicines.

Find three herbs used for **cooking** and write their names below.

Find three herbs used for **medicine** and write their names below.



Section 2 - Wilderness Battlefield

Go to the Exhibit Shelter at Stop #2.

Read the panels and answer the questions below.

Who was put in command of all the Union armies in 1864? _____

How many soldiers did the Union army have at this battle? _____

How many soldiers did the Confederate army have at this battle? _____

What days were the Battle of the Wilderness fought?

May ___ & ___, 186 ___

Why do you think General Grant was whittling? ➡



Look at the large painting.

Find the following things and check them off:

- Orange Turnpike
- Orange Plank Road
- Saunders Field (where you are now)
- Tapp Field
- Ellwood
- Brock Road and Plank Road intersection




After two days of fighting, the Battle of the Wilderness ended as a tie.

But the Union army marched south to fight the Confederates some more.

When the Union soldiers realized this, they cheered!

Why do you think they were glad to know they would be fighting more battles?

When President Abraham Lincoln heard about the Union army heading south and not giving up, he was so happy that he *kissed* the man who told him. Why do you think President Lincoln was so glad to hear this news?




Saunders Field

There is a rubber mulch path that starts at the Exhibit Shelter and leads to a ridge. Follow this path (part of the Gordon Flank Attack Trail) to the edge of the woods and read the signs along the way. Stop at the woods and then return to the shelter.

Below is a drawing that shows what this field looked like during the battle. How would you feel about marching across here?

In the drawing, can you find the Confederates? The road? Zouaves?



You may have noticed Union soldiers wearing a different type of uniform. These soldiers were called **zouaves**. Why do you think they wore this style of uniform?

Would you choose to wear this kind of uniform?



Tapp Field

Go to Stop #7 on the battlefield. Walk the trails and read the signs about what happened there. Be sure to read the signs near the cannon. While you are doing this, think about and answer the questions below.

Why was General Lee worried on the morning of May 6th?

Why do you think General Lee tried to personally lead his soldiers into this battle?


Why did the Confederate soldiers want General Lee to go back?
What state were these soldiers from?



What would you have done if you were General Lee?

Below is a drawing of this field made by a soldier after the war. As you can see, the field was quiet and peaceful, much as it is today. Add to this picture and draw what you think it would have looked like on May 6, 1864.

(You may want to include soldiers, cannons, flags or General Lee)



The Dark, Close Wood



At Stop #8 there is a short loop trail that goes through the woods. Walk on this trail and read the signs along the way. While you are doing this, think about the things below.

Imagine what it would have been like to fight a battle in the Wilderness ...

How far could you see?

How far could you hear?

How would you walk through the woods if the path was not here?

How did the thick woods affect the battle that was fought here?

Find and read the sign halfway through the trail entitled, "Echoes Homeward."
How did the Battle of the Wilderness affect people throughout America?

Why do you think it is important that we preserve places like this today?

This Junior Ranger booklet was made possible through a partnership between the National Park Service and the Friends of Wilderness Battlefield.

