


Fredericksburg and Spotsylvania National Military Park



Junior Ranger Activity Book #2 Chancellorsville





FREDERICKSBURG AND SPOTSYLVANIA NATIONAL MILITARY PARK

Check off the activities as you finish them:

- To the Movies!
- Through the Woods
- Hit the Open Road
- Take a Hike!
- What's the Plan?
- Remembering the Battle

Congratulations on deciding to become a Junior Ranger!
Today you will learn many things about our Civil War battlefields. After completing some activities, you can become a Junior Ranger and earn a Junior Ranger badge!

How to become a Junior Ranger:

Step 1: Get a Junior Ranger book

Step 2: If you are 4-7 years old, complete any 3 activities
If you are 8-11 years old, complete any 4 activities
If you are 12 years old or older, complete 5 or more activities

Step 3: Bring this book back to the Visitor Center information desk and have a Park Ranger check your work

Step 4: Receive your Junior Ranger badge!



Helpful Hints:

If you have any questions, ask a Park Ranger or volunteer .

Go on a guided walking tour - you will find a lot of answers!

Junior Rangers know it's important to preserve the battlefields for people today and in the future. You can help us take care of this important place by promising to:

Stay on trails and only cross earthworks by using bridges.

Be a good example and act in a safe and courteous manner.

Honor the memory of the men who fought here by treating the battlefields with respect by **not** playing ball, flying kites, or riding skateboards in the park.

Enjoy the park and leave it in a better condition than you found it.

Enjoy learning about Civil War history and share what you have learned with others.



Welcome to Fredericksburg and Spotsylvania National Military Park!



You are in a very special place. This place is so special that the United States made it a National Park. The National Park Service takes care of our most important natural and historical places so we can learn about them, enjoy them, and be inspired. It also makes sure these special places will be around for a long time so others can appreciate them many years from now.

You know you are at a National Park when you see this symbol:



Today there are about 400 National Parks in our country. Some are natural wonders like the Grand Canyon and Yellowstone. Others are historical sites like George Washington's Birthplace. Fredericksburg and Spotsylvania is a National Military Park, created to preserve battlefields that are important to the American story.

During the Civil War, the Union and Confederate armies fought many battles in Virginia. By visiting this park, you will learn about four of them: Fredericksburg, Chancellorsville, the Wilderness, and Spotsylvania Court House. The battles have many amazing stories of bravery and heroism, victory and defeat, and mistakes and sadness. These stories can be told by park rangers, found in the fields and forests, and in buildings or on monuments. This Junior Ranger book will help you learn more about the stories that took place on these battlefields and why they are so important to our history.

To the Movies!



Answer the following questions after watching the movie at the Chancellorsville Visitor Center.
(Hint: Read the questions before you watch the movie so you can be listening for the answers)

- In 1863, President Abraham Lincoln issued the _____ Proclamation, which freed some of the slaves.
A. Liberation B. Emancipation C. Declaration
- The battle of Chancellorsville took place in what month of the year 1863?
A. March B. May C. June
- Who commanded the Union army at the battle of Chancellorsville?
General Joseph _____
- Who commanded the Confederate army at the battle of Chancellorsville?
General Robert E. _____
- Which army had more soldiers?
A. Union B. Confederate
- What was General Thomas J. Jackson's nickname?
A. Stonewall B. Fighting C. Johnny
- Men from which side shot General Jackson?
A. Union B. Confederate
- Which army commander was hurt during the battle?
A. Hooker B. Lee
- Which side won the battle of Chancellorsville?
A. Union B. Confederate
- What was the next large battle fought by these armies after Chancellorsville?
A. Antietam B. Appomattox C. Gettysburg



Cartoon of Union commander General "Fighting" Joe Hooker

Match each of these words with its official military name:

Foot soldiers


Artillery

Horse soldiers

Infantry

Cannons

Cavalry



Through the Woods

In 1863, much of the area around Chancellorsville was a tangled mess of vines, bushes, and small trees, so people called it "The Wilderness." Today there are still a lot of woods in the park, but they are not as thick as the forests were during the battle.

Take the historical "Loop Trail," a half-mile long trail that begins and ends near the Visitor Center. While you are on the trail, you will see ditches and mounds of dirt. These are called earthworks and were made by the soldiers to protect themselves. Please stay on the trail and do not walk on the earthworks.

Think about the following questions while you are on the trail:

1. How would you walk through the woods if the path was not here?
2. How far can you see in the woods? How far can you hear in the woods?
3. In what ways did "The Wilderness" affect the Battle of Chancellorsville?



The painting above gives you an idea of what it would have looked like as Confederate troops attacked through "The Wilderness." See how the soldiers struggled to get through the thick woods? Also notice the scared birds and animals running out in front of them!



hit the open road

take a self-guided driving tour of the battlefield

So we understand that you want to see the battlefield. Well guess what. We've been nice to you. We've created a way for you to see and learn about the battle...from your car! Go ahead and get in that comfy seat and get ready to see the Chancellorsville Battlefield.

As you drive along, you will pass signs with lots of good stories. (Trust us on this one. They're pretty cool.) As you read them, be sure to fill in the answers below.

1

2

3

List the names of 6 people you read about on the signs you saw. Then answer these questions: *Why were these people important to the battle? How did the battle affect their lives? What was their role in the battle?*

4

5

6




Imagine what the ground would have looked like during the battle.

Would it be like it is today? Choose a driving tour stop. Read the signs at the stop. In the box below, draw or write what you think this space would have looked like during the battle. Need help? There are **tons** of hints back at the Visitor Center.

In **1863** this looked like...

We are not always able to save all the important land. What if the driving tour could take you to only one site? After going to all the stops, which one do you think tells the best story of the Battle of Chancellorsville? Choose wisely!

In the space below, tell us why you chose that stop by writing at least 3 sentences that let us know why you believe it is the most important.



Take . . . a hike!

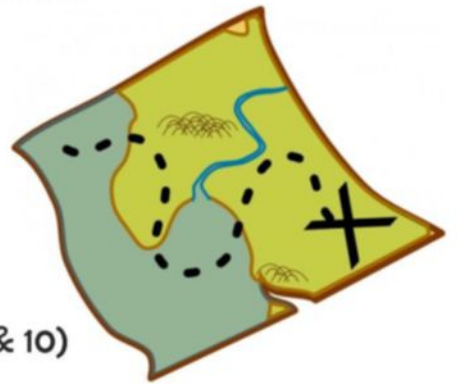


OK. You've been in the car all day, now it's time you stretched those legs. **No**, we're not talking about a visit to the bathroom! (although that might be a good idea) How about a hike?

That's right, a nice stroll in the woods, or even the fields - we think you'll really like it. If you choose to do this mission, we'll need your help. Here's how....

1 Choose a trail

Circle the trail of your choice!



x Hazel Grove/Fairview (driving tour stops # 9 & 10)

The bloodiest morning of the Civil War

2 miles - 1 hour - moderate hike - field

x Chancellorsville History (driving tour stop # 1)

Get lost in the woods of the Wilderness

4 miles - 1.5 hours - moderate hike - woods

x McLaws Line (driving tour stop # 4)

Discover what's so important about these rolling hills

2 miles - 1 hour - moderate hike - field

★ Be sure to pick up your trail map at the visitor center!

Circle which items you might want to take with you on a hike... remember that you can't take everything!

grab the necessities

2



iPod



mac 'n cheese

water

flip flops



sunscreen

football

bug spray



3

once on the trail...

grab your camera!

while you are walking on the trail, we want you to take or draw **5** pictures to best tell the story that takes place on your trail. who was here? what did they do? what kind of ground did they walk on? when done, come back to the visitor center to show us your pictures on your camera or the "pictures" you drew down below. we can't wait to see what you've found!

1	2	3
4	5	<p>everybody has a camera. sure, some people have a digital one. others may have a camera in their phone. but we all have a camera that never leaves us...what about our very own eyes and our memory?</p>

what did this trail tell you about the Battle of Chancellorsville?

answer a few short Q's

4

why do you think we created this trail?

tell us one thing you found interesting about the story you learned while on this trail

what is something that you saw on this trail that you weren't expecting to see?



what's the plan?



How do you start a battle? Answer these questions to find out how the Confederate Army started one here at Chancellorsville.

1

At the battle of Chancellorsville, General Joseph Hooker's Union army had over twice as many soldiers as General Robert E. Lee's Confederate army.



If the Confederate army had about 60,000 soldiers, then how many soldiers did the Union army have?

60,000 x 2 = _____ Union soldiers

2

Even though General Lee was outnumbered, he made a very risky decision; he chose to split up his army and attack. Why do you think he did this?

3

General Lee put "Stonewall" Jackson in charge of the attack. Jackson was excited to be leading the attack and Lee trusted him. Do you think this may have had something to do with Lee's decision? How so?

4

In the end, did General Lee make a good choice? Why or why not?



Generals Robert E. Lee and "Stonewall" Jackson brainstorming plans for the battle of Chancellorsville.

Remembering the **battle**



The story of what happened at the battle of Chancellorsville has been remembered by many people over the years. Some made monuments to honor those who fought in the battle. As you go through the park, you will see several of these monuments. Choose one and think about the following questions:

Hint: there are 2 monuments just behind the Visitor Center!

Why do you think it was put there?

What might it tell us about the Battle of Chancellorsville?

What does it tell us about the people who put it there?

In the space below, **draw** a monument dedicated to you, your family, or something special.





To learn more about the National Park Service Junior Ranger program, visit: www.nps.gov/webangers.com
Color artwork courtesy of Don Troiani, www.historicalimagebank.com

The painting below shows General "Stonewall" Jackson on his horse "Little Sorrel" just before ordering his flank attack on May 2, 1863.

