10 Fun Things

To Do With Kids

CREATE 1

Create a unique stamp design featuring your photo. Smile at the camera!



FIND 2

Find the 12 stone lions in the beautiful Historic Lobby.

MAKE 3

Make a stamp collection on a screen or by hand in the *Connect with U.S. Stamps* exhibit.

WATCH 4

Watch how stamps were made over a 100 years ago on the Spider Press.

Demonstrations at select times only.

WRITE 5

Write a postcard to somebody you love at the writing station behind the Welcome Desk.

WALK 6

Walk the postal route through a forest in colonial America.

Find the notches in the trees that postal riders left to mark their path.

HOP 7

Hop behind the wheel of a semi-truck, used to deliver mail across the country.

RIDE 8

Ride into the West in a stagecoach! Watch your step on the way up.

SORT 9

Sort packages like a postal worker by tossing them into the correct bins.

MEET 10

Meet Owney the Dog, the mascot of the Railway Post Office.

Please see back for the museum map.

Smithsonian
National Postal Museum

Education &
Visitor Services Department

LEVEL 2

- HISTORIC LOBBY
- INFORMATION
- WILLIAM H. GROSS STAMP GALLERY

1 WORLD OF STAMPS
2 GEMS OF AMERICAN PHILATELY
3 MAIL MARKS HISTORY
4 CONNECT WITH U.S. STAMPS
5 NATIONAL STAMP SALON
6 STAMPS AROUND THE GLOBE
7 POSTMASTERS GALLERY

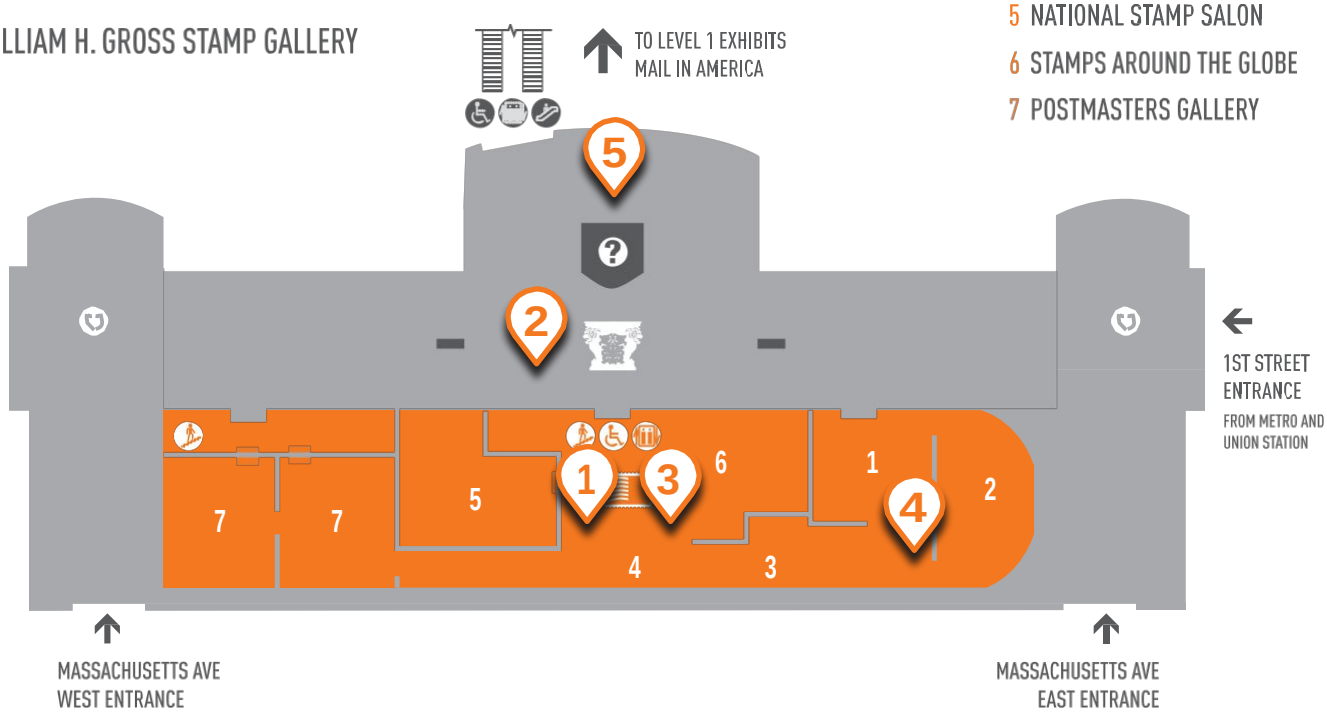

LEVEL 1

- DISCOVERY CENTER
- MUSEUM SHOP
- STAMP STORE
- MAIL IN AMERICA GALLERIES

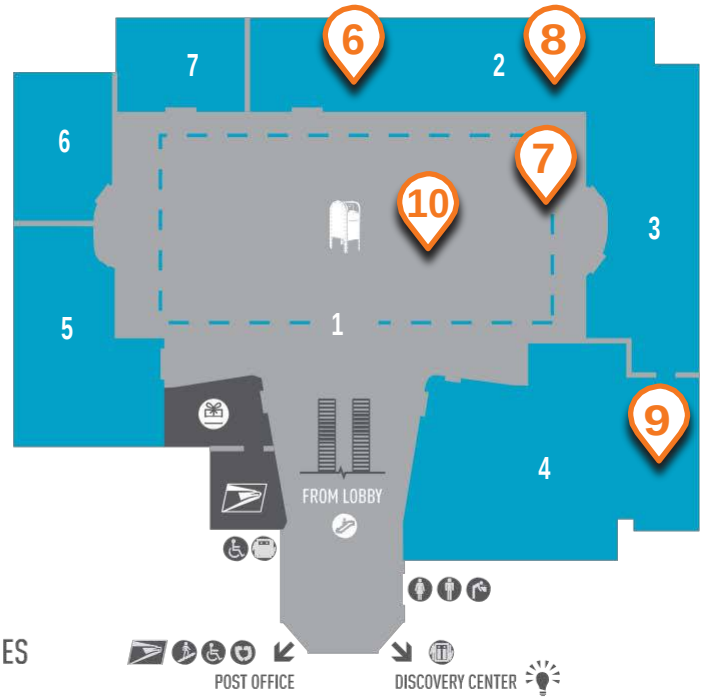

1 MOVING THE MAIL
2 BINDING THE NATION
3 CUSTOMERS AND COMMUNITIES
4 SYSTEMS AT WORK
5 BEHIND THE BADGE
6 SPECIAL EXHIBITION GALLERY
7 MAIL CALL

Smithsonian
National Postal Museum