

www.fueleconomy.gov

Fuel Economy Guide

Model Year 2018



Find-a-Car app

Fuel economy information at your fingertips



Download on the
App Store



GET IT ON
Google Play



U.S. DEPARTMENT OF
ENERGY
DOE/EE-1653

U.S. Department of Energy
Office of Energy Efficiency and Renewable Energy
U.S. Environmental Protection Agency



UPDATED: December 19, 2018



contents

- Using the *Fuel Economy Guide* / i
- Understanding the Guide Listings / 1
- Why Some Vehicles Are Not Listed / 1
- Tax Incentives and Disincentives / 2
- Fuel Economy Saves You Money / 2
- Fueling Options / 2
- Vehicle Classes Used in This Guide / 3
- Annual Fuel Cost Ranges for Vehicle Classes/ 3
- Advanced Vehicle Technologies / 4
- Charging Your Electric or Plug-In Hybrid Vehicle / 4
- Improve Your Fuel Economy / 5
- Fuel Economy Leaders / 6
- 2018 Model Year Vehicles / 7
- Diesel Vehicles / 35
- All-Electric Vehicles / 37
- Fuel Cell Vehicles / 39
- Plug-in Hybrid Electric Vehicles / 40
- Hybrid Electric Vehicles / 44
- Ethanol Flexible Fuel Vehicles / 46
- Index / 49

USING THE FUEL ECONOMY GUIDE

The U.S. Environmental Protection Agency (EPA) and U.S. Department of Energy (DOE) produce the *Fuel Economy Guide* to help car buyers choose the most fuel-efficient vehicle that meets their needs. The *Guide* is available on the Web at www.fueleconomy.gov.

Fuel Economy Estimates

The purpose of EPA's fuel economy estimates is to provide a reliable basis for comparing vehicles.

Most vehicles in this guide (other than plug-in hybrids) have three fuel economy estimates:

- A "city" estimate that represents urban driving, in which a vehicle is started in the morning (after being parked all night) and driven in stop-and-go traffic
- A "highway" estimate that represents a mixture of rural and interstate highway driving in a warmed-up vehicle, typical of longer trips in free-flowing traffic
- A "combined" estimate that represents a combination of city driving (55%) and highway driving (45%)

Estimates for all vehicles are based on laboratory testing under standardized conditions to allow for fair comparisons.

Flexible fuel vehicles (FFVs), which can use gasoline and E85, have estimates for both fuels. Plug-in hybrid electric vehicles (PHEVs) have estimates for (1) electric-only or blended electric and gasoline operation and (2) gasoline-only operation. PHEVs are discussed in more detail on page 40. For answers to frequently asked questions about fuel economy estimates, visit www.fueleconomy.gov.

Annual Fuel Cost Estimates

This guide provides annual fuel cost estimates, rounded to the nearest \$50, for each vehicle. The estimates are based on the assumptions that you travel 15,000 miles per year (55% under city driving conditions and 45% under highway conditions) and that fuel costs \$2.37/gallon for regular unleaded gasoline, \$2.79/gallon for mid-grade unleaded gasoline, and \$3.03/gallon for premium. Cost-per gallon assumptions for vehicles that use other fuel types are discussed at the beginning of those vehicle sections.

Visit www.fueleconomy.gov to personalize fuel costs based on current fuel prices and your driving habits.

Your Fuel Economy Will Vary

EPA's fuel economy values are good estimates of the fuel economy a typical driver will achieve under average driving conditions and provide a good basis to compare one vehicle to another. Still, your fuel economy may be slightly higher or lower than EPA's estimates. Fuel

economy varies, sometimes significantly, based on driving conditions, driving style, and other factors.

To ensure that estimates are consistent across different makes and models, the EPA estimates are based on a standardized, repeatable testing procedure. These tests model an "average" driver's environment and behavior based on real world conditions, such as stop-and-go traffic.

However, it is impossible for a single test to predict fuel economy precisely for all drivers in all environments. For example, the following factors can lower your vehicle's fuel economy:

- Aggressive driving (speeding and hard acceleration and hard braking)
- Excessive idling, accelerating, and braking in stop-and-go traffic
- Cold weather (engines are more efficient when warmed up). The impact is greater for short trips.
- Driving with a heavy load or with the air conditioner running
- Improperly tuned engine or under-inflated tires
- Driving on mountainous or hilly terrain
- High-performance or snow tires
- Use of remote starters

In addition, small variations in vehicle manufacturing can cause fuel economy variations in the same make and model, and some vehicles don't attain maximum fuel economy until they are "broken in" (around 3,000–5,000 miles).

With fuel-efficient driving techniques, drivers may also achieve better fuel economy than the EPA estimates. See "Improve Your Fuel Economy" on page 5 for tips on maximizing your fuel economy.

The EPA ratings are a useful tool for comparing vehicles because they are always done in precisely the same way under the same set of conditions. However, they may not accurately predict the fuel economy *you* will get. This is also true for annual fuel cost estimates. For more information on fuel economy ratings and factors that affect fuel economy, visit www.fueleconomy.gov.

UNDERSTANDING THE GUIDE LISTINGS

We hope you'll find the *Fuel Economy Guide* easy to use! Fuel economy and annual fuel cost data are organized by vehicle class (see page 3 for a list of classes). Within each class, vehicles are listed alphabetically by manufacturer and model.

Vehicle models with different features, such as engine size or transmission type, are listed as different vehicles. Engine and transmission attributes are shown in the first column under the model name.

Additional attributes needed to distinguish among vehicles (e.g., fuel type or suggested fuel grade) are listed in the "Notes" column. A legend for abbreviations is provided on page 7.

A "P" in the "Notes" column indicates that the manufacturer *recommends* that the vehicle be fueled with premium-grade gasoline, and a "PR" indicates that the manufacturer *requires* premium. The higher price of premium fuel is reflected in the annual fuel cost of these vehicles.

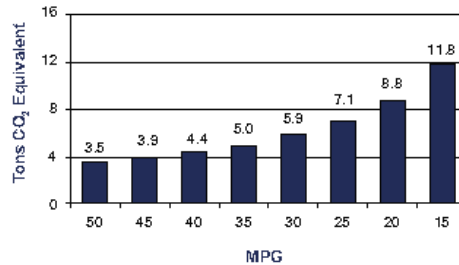
The most fuel-efficient vehicles in each class and alternative fuel vehicles are

indicated with special markings (see diagram below). Vehicles that can use more than one kind of fuel have an entry for each fuel type.

Interior passenger and cargo volumes are located in the index at the back of the guide.

Each vehicle listing includes a greenhouse gas (GHG) rating on a scale of 1 (worst) to 10 (best). This rating is a comparison of the tailpipe GHG emissions of the vehicle to those of other vehicles of the same model year.

Highway vehicles account for about 23% (1.7 billion tons) of U.S. greenhouse gas emissions each year. The average recent-model vehicle causes the release of 6 to 9 tons of GHGs each year. Switching from a vehicle that gets 20 miles per gallon (MPG) to one that gets 25 MPG can reduce GHG emissions by 1.7 tons per year.



WHY SOME VEHICLES ARE NOT LISTED

Light-duty fuel economy regulations do not apply to

- Sport utility vehicles (SUVs) and passenger vans with a gross vehicle weight rating (GVWR) of more than 10,000 pounds—GVWR is the vehicle weight plus carrying capacity
- Other vehicles with a GVWR of 8,500 pounds or more or a curb weight over 6,000 pounds

Therefore, manufacturers do not have to estimate their fuel economy, and fuel economy labels are not posted on their windows.

Also, fuel economy information on some vehicles was not available in time to be printed in the guide. More up-to-date information can be found at www.fueleconomy.gov.

Sample Vehicle Listing (Not Actual Data)

Manufacturer Model Configuration (trans, eng size, cyl)	MPG		Annual Fuel Cost	GHG Rating	Notes
	Comb	City/Hwy			
KIA Soul Electric A-1	102	124/93	\$600	10	EV
HONDA Civic 5Dr AV-S7, 1.5L, 4cyl	32	30/36	\$1,300	7	P T
M-6, 1.5L, 4cyl	33	29/38	\$1,250	8	P T
LARGE CARS					
CHEVROLET Impala A-S6, 2.5L, 4cyl	25	22/30	\$1,450	5	SS
A-S6, 3.6L, 6cyl	22	19/28	\$1,650	4	
Impala FFV A-S6, 3.6L, 6cyl	22	18/28	\$1,650	4	Gas
	16	14/20	\$1,850	5	E85

Manufacturer

Model

The most fuel-efficient vehicle per class is listed in blue boldface type and marked with a blue pointer (▶).

EPA combined city/highway MPG estimate based on 55% city and 45% highway driving

Vehicle class

Transmission information: type (A=automatic, A-S=automatic transmission-select shift, AV=continuously variable transmission, M=manual, etc.) followed by number of gears or speeds

Alternative fuel vehicles are highlighted by a blue bar, and those that can use two kinds of fuel, such as flexible fuel vehicles (FFVs), have an entry for each fuel type.

EPA city & highway MPG estimates.
EXAMPLE: 124 MPG city; 93 MPG highway

Compares the tailpipe greenhouse gas emissions to those of other vehicles of the same model year on a scale of 1 (worst) to 10 (best)

Additional information to help further identify the vehicle (e.g., engine and fuel system info) along with other useful information about taxes, required fuel grade, etc.
EXAMPLE: P=premium gasoline recommended, T=turbocharger

Estimated annual fuel cost, assuming 15,000 miles of travel a year (55% city and 45% highway) and an average fuel price

FFVs have fuel economy, fuel cost, and GHG estimates for both gasoline and E85.

Engine size (in liters) followed by number of cylinders. EXAMPLE: 3.6-liter, 6-cylinder engine

TAX INCENTIVES AND DISINCENTIVES

Federal Tax Credits

You may be eligible for a federal income tax credit of up to \$7,500 if you purchase a qualifying electric or plug-in hybrid vehicle in 2017-18.

Visit www.fueleconomy.gov for more information on qualifying models, credit amounts, and phase-out dates.

Gas Guzzler Tax

The Energy Tax Act of 1978 requires auto companies to pay a “gas guzzler” tax on the sale of cars with exceptionally low fuel economy. Such vehicles are identified in the *Guide* by the word “Tax” in the “Notes” column. In the dealer showroom, the words “Gas Guzzler” and the tax amount are listed on the vehicle’s fuel economy label. The tax does not apply to light trucks.

FUEL ECONOMY SAVES YOU MONEY

The average household spends about one-fifth of its total family expenditures on transportation, making it the second most expensive category after housing. You could save as much as \$1,000 (or more) in fuel costs each year by choosing the most fuel-efficient vehicle in a particular class. This can add up to thousands of dollars over a vehicle’s lifetime. Fuel-efficient models come in all shapes and sizes, so you need not sacrifice utility or size.

Each vehicle listing in the *Fuel Economy Guide* provides an estimated annual fuel cost (see page i). The Find and Compare Cars tool at www.fueleconomy.gov features an annual fuel cost calculator that allows you to insert your local gasoline prices and typical driving conditions (percentage of city and highway driving) to obtain more accurate fuel cost information for your vehicle.

FUELING OPTIONS

Ethanol Blends—E85 and E10

Ethanol is a domestically produced, renewable fuel made primarily from corn and sugar cane. The use of ethanol as a vehicle fuel can reduce greenhouse gas (GHG) emissions and U.S. dependence on petroleum.

E10 is a blend of 10% ethanol and 90% gasoline and is legal for use in any gasoline-powered vehicle. Most of the gasoline sold in the U.S. contains up to 10% ethanol to boost octane, meet air quality requirements, or satisfy the federal Renewable Fuel Standard. As of 2011, EPA began allowing the use of E15 in model year 2001 and newer gasoline vehicles. Ethanol contains about one-third less energy than gasoline. So, vehicles will typically go 3%–4% fewer miles per gallon on E10 and 4%–5% fewer miles per gallon on E15 than on 100% gasoline. While E10 is available everywhere, E15 is currently available at about 1,000 stations in the United States.

E85 is a high-level ethanol-gasoline blend containing 51%–83% ethanol, depending on the season and geographic location. Drivers can use E85 in flexible fuel vehicles (FFVs), which are specially designed to run on gasoline, E85, or any mixture of the two. FFVs are offered by several vehicle manufacturers. To determine whether your vehicle is an FFV, check the inside of your car’s fuel filler door for an identification sticker or consult your owner’s manual. About 3,000 filling stations in the United States currently sell E85. Visit afdc.energy.gov/locator/stations to find stations near you.

FFVs typically experience a 15%–30% drop in fuel economy when operating on E85 instead of regular gasoline due to ethanol’s lower energy content and other factors, assuming gasoline typically contains about 10% ethanol. Drivers should notice no degradation in performance. In fact, some FFVs produce more torque and horsepower when fueled with higher-level ethanol blends.

Biodiesel

Biodiesel is a domestically produced renewable fuel manufactured from vegetable oils or animal fats for use in diesel vehicles. Using biodiesel in place of petroleum diesel can reduce GHG emissions and contributes to national energy security.

Biodiesel can be blended with petroleum diesel at any percentage. The most common biodiesel blend is B20, which contains 20% biodiesel and 80% petroleum diesel. B5 (5% biodiesel and 95% petroleum diesel) is another common blend. All vehicle manufacturers have approved biodiesel blends up to and including B5 for use in all diesel engines, and some have approved the use of blends up to B20 in a few recent model year vehicles. Keep in mind that using higher-level biodiesel blends may affect your vehicle warranty. Check your owner’s manual or check with your vehicle manufacturer to determine the right blend for your vehicle.

Purchase commercial-grade biodiesel from a reputable dealer. Never refuel with recycled grease or vegetable oil that has not been converted to biodiesel. It will damage your engine.

Close to 200 stations currently dispense B20. Visit afdc.energy.gov/locator/stations/ to find service stations selling biodiesel near you.

Premium- vs Regular-Grade Gasoline

Regular unleaded (87 octane) is the recommended fuel for most gasoline vehicles. Using a higher-octane gasoline than recommended by the owner’s manual does not improve performance or fuel efficiency under normal conditions. Check your owner’s manual for the recommended grade of fuel for your vehicle.

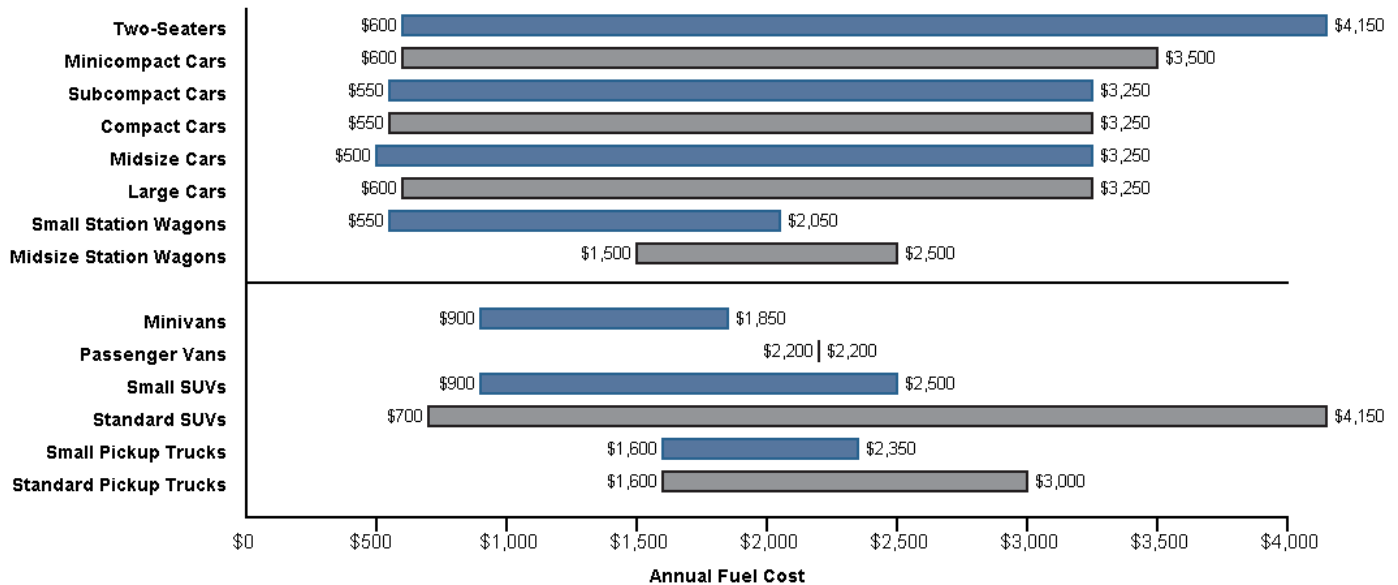
VEHICLE CLASSES USED IN THIS GUIDE

CARS		TRUCKS	
Class	Passenger and Cargo Volume (cu. ft.)	Class	Gross Vehicle Weight Rating* (pounds)
TWO-SEATER CARS		PICKUP TRUCKS	
SEDANS		Small	Under 6,000
Minicompact	Under 85	Standard	6,000 to 8,500
Subcompact	85 to 99	VANS	
Compact	100 to 109	Passenger	Under 10,000
Midsize	110 to 119	Cargo	Under 8,500
Large	120 or more	MINIVANS	
STATION WAGONS		Under 8,500	
Small	Under 130	SPORT UTILITY VEHICLES	
Midsize	130 to 159	Small	Under 6,000
Large	160 or more	Standard	6,000 to 9,000
		SPECIAL PURPOSE VEHICLES	
		Under 8,500	

*Gross vehicle weight rating = vehicle weight plus carrying capacity.

ANNUAL FUEL COST RANGES FOR VEHICLE CLASSES

The graph below provides the annual fuel cost ranges for the vehicles in each class so you can see where a given vehicle's cost falls within its class. Annual fuel costs assume that you travel 15,000 miles each year, drive 55% in the city and 45% on the highway, and that fuel costs \$2.37/gallon for regular unleaded gasoline, \$3.03/gallon for premium, \$3.12/gallon for diesel, and \$.13/kWh for electricity. Visit www.fueleconomy.gov to calculate the annual fuel cost for a specific vehicle based on your own driving conditions and fuel prices.



Fuel economy estimates on this chart do not include vehicles operating on compressed natural gas (CNG), E85, or hydrogen.

ADVANCED VEHICLE TECHNOLOGIES

Manufacturers are using advanced technologies to improve fuel economy in many of their vehicles. Along with hybrids, plug-in hybrids, and all-electric vehicles, new technologies are also being used to make conventional vehicles more efficient. Some of these fuel-saving technologies are described below. For more information, visit www.fueleconomy.gov.

Start-Stop Systems

Start-stop systems (sometimes called "idle-stop", "smart start", or other manufacturer-specific names) save fuel by turning off the engine when the vehicle comes to a stop and automatically starting it back up when you step on the accelerator. Start-stop can improve fuel economy by 4%–5% and provides the biggest benefit in conditions where the engine would otherwise be idling, such as stop-and-go city driving. These systems are currently available on all hybrids and over 450 conventional vehicle models.

Cylinder Deactivation

Cylinder deactivation "turns off" some of the engine's cylinders when they are not needed. This temporarily and seamlessly turns an 8- or 6-cylinder engine into a more efficient 4- or 3-cylinder engine.

Turbocharging

Turbocharging increases engine power, allowing a smaller, more fuel-efficient engine to be used in place of a larger one. Replacing an 8-cylinder engine with a turbocharged 6-cylinder or a 6-cylinder engine with a turbocharged 4-cylinder can save fuel and still provide extra power when needed.

Advanced Transmissions

The advanced electronics in today's vehicles can optimize gear shifting for improved fuel efficiency. Six-, 7-, and 8-speed automatic transmissions are becoming common, and some have even more gears. Continuously variable transmissions (CVTs) can change seamlessly through an infinite number of "gears." Transmissions with more

gears allow the engine to run at its most efficient speed more often, improving fuel economy.

Improved Aerodynamics

Reducing a vehicle's aerodynamic drag (wind resistance) improves fuel economy, especially at higher speeds. Many manufacturers are improving aerodynamics by refining vehicle shapes or by employing external moving parts such as "shutters" that close off the grill, allowing air to flow smoothly around the vehicle instead of into the engine compartment, where it produces more drag.

Lighter Vehicles

Reducing vehicle weight improves fuel economy, so manufacturers are beginning to redesign vehicles to weigh less while maintaining performance and safety. For example, replacing a steel body with one made from a lighter-weight material, such as aluminum, can reduce vehicle weight by hundreds of pounds.

CHARGING YOUR ELECTRIC OR PLUG-IN HYBRID VEHICLE

Electric vehicle (EV) and plug-in hybrid owners have several charging options. Many owners will do most of their charging at home. Some workplaces, businesses, and multi-unit dwellings (condos/apartments) provide charging, and there are about 16,000 public charging stations across the country.

There are three basic types of charging.

- **Level 1 charging:** You can plug into a regular 120-volt (V) outlet—the kind found in your home. This is the slowest type of charging—about 2 to 5 miles of range per hour of charging—but requires no special charger or outlet type. Most, if not all, plug-in vehicles are equipped with a cord to allow this type of charging.

- **Level 2 charging:** These chargers supply current at 240 V (or 208 V) and provide 10 to 30 miles of range per hour of charging. Most public chargers are Level 2 chargers. You can also have a Level 2 charger installed at home. Most public chargers use a standard plug type that is compatible with all vehicles from major manufacturers. Tesla charging stations use a different plug type that cannot be used by other vehicles. However, Tesla provides an adaptor that allows its vehicles to use both Tesla and standard Level 2 charging stations.

- **Fast charging:** Also called DC fast charging or DC quick charging, this is the fastest kind of charging, providing 50 or more miles of range to the battery in 20 minutes. Not all vehicles can accept fast charging, nor do all vehicles use the same type of plug for DC fast charging, so check your owner's manual. Quick charging stations are usually located along heavy traffic corridors. Due to expense and electric current requirements, they are not practical for home installation.

Note: Charge rate can vary based on vehicle model. So, check the owner's manual for estimated charge time. Charge rate also depends on other factors, such as the battery's state of charge and the ambient temperature. Visit https://www.afdc.energy.gov/fuels/electricity_infrastructure.html for more information.

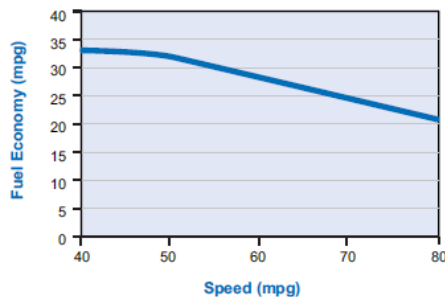
IMPROVE YOUR FUEL ECONOMY

Drive More Efficiently

- Aggressive driving (speeding and rapid acceleration/braking) can lower your gas mileage by roughly 15%–30% at highway speeds and 10%–40% in stop-and-go traffic.

Driver feedback devices can help you drive more efficiently, improving fuel economy by up to 10%.

- Observe the speed limit. Each 5 MPH you drive over 60 MPH can reduce your fuel economy by 7%. For a personalized estimate of the effect of speeding on your fuel economy, visit www.fueleconomy.gov.



- Avoid idling. Idling gets 0 miles per gallon and costs as much as \$0.02 per minute.
- Using cruise control on the highway helps you maintain a constant speed and, in most cases, will save gas.

Keep Your Car in Shape

- Servicing a car that is noticeably out of tune can improve your gas mileage by about 4%.
- Keeping tires inflated to the recommended pressure can typically improve fuel economy by 0.6%.

The manufacturer's recommended tire pressure can be found on the tire

information placard and/or vehicle certification label located on the vehicle door edge, doorpost, glove-box door, or inside the trunk lid.

- Using the recommended grade of motor oil can improve your fuel economy by 1%–2% if you've been using the wrong grade.
- Keep your tires aligned and balanced.
- Replacing a clogged air filter can improve gas mileage on older cars with carbureted engines.

Plan and Combine Trips

- A warmed-up engine is more fuel-efficient than a cold one. Many short trips taken from a cold start can use twice as much fuel as one multipurpose trip covering the same distance.

Note: Letting your car idle to warm up doesn't help your fuel economy; it actually uses more fuel and creates more pollution.

Other Solutions

- Avoid carrying unneeded items. An extra 100 pounds can decrease fuel economy by about 1%.
- Avoid carrying cargo on your roof. A large, blunt rooftop cargo box, for example, can reduce fuel economy by 2%–8% in city driving, 6%–17% on the highway, and 10%–25% at Interstate speeds (65 to 75 MPH).

Rear-mount cargo boxes or trays reduce fuel economy by much less (1%–2% in city driving and 1%–5% on the highway).

- Use the "economy mode" feature if your vehicle has one.

For more tips on improving fuel economy, such as cold-weather tips; hot-weather tips; and tips for hybrids, plug-in hybrids, and all-electric vehicles, visit www.fueleconomy.gov.

Tips for Electric and Hybrid Vehicles

Most of the driving tips for conventional vehicles will also help increase the range of electric vehicles and hybrids. In addition to the driving tips above, the tips below will help you get the most out of your electric or hybrid vehicle.

1. **Read your owner's manual.** The automaker knows how to operate and maintain your vehicle to maximize fuel economy, driving range, and battery life. So, consult the owner's manual for tips specific to your vehicle.
2. **Use the economy (Eco) mode.** Many of these vehicles come with an "economy mode" or similar feature to improve fuel economy. You can often turn on this feature by just pressing a button.
3. **Avoid hard braking.** Anticipate stops and brake gently or moderately. This allows the regenerative braking system to recover energy from the vehicle's forward motion and store it as electricity. Hard braking causes the vehicle to use its conventional friction brakes, which do not recover energy.
4. **Keep the battery charged.** Keeping your plug-in hybrid's battery charged helps you use as much electricity and as little gasoline as possible, saving you fuel and money and extending the vehicle's range. For EVs, it helps maximize your driving range.
5. **Use Accessories wisely.** Using accessories such as heating, air conditioning, and entertainment systems can lower fuel economy more for electric vehicles and hybrids than for conventional vehicles. So, keep that in mind when trying to maximize fuel economy or electric range. Pre-heating or pre-cooling the cabin of a plug-in hybrid or EV while it's plugged in, for example, can extend its electric range.

FUEL ECONOMY LEADERS

Listed below are vehicles with the highest fuel economy in the most popular classes. For each vehicle class, we list the most fuel-efficient plug-in hybrid (PHEV) or all-electric vehicle (EV) and the most fuel-efficient conventional vehicle. Rankings are based on combined city and highway fuel economy estimates, which assume 55% city driving and 45% highway driving. Please note that many vehicle models come in a range of engine sizes and trim lines, resulting in different fuel economy values. If there is only one vehicle in a class, a fuel economy leader is not listed.

	Trans Type / Speeds	Eng Size / Cylinders	MPG(e) Combined		Trans Type / Speeds	Eng Size / Cylinders	MPG(e) Combined
TWO-SEATER CARS				MIDSIZE STATION WAGONS			
FIAT				VOLVO			
124 Spider.....	M-6.....	1.4L/4cyl.....	30	V90 FWD.....	A-S8.....	2.0L/4cyl.....	27
SMART				SMALL PICKUP TRUCKS			
fortwo electric drive coupe (EV).....	A-1.....		108*	CHEVROLET			
MINICOMPACT CARS				Colorado 2WD (diesel).....	A-6.....	2.8L/4cyl.....	25
FIAT				GMC			
500e (EV).....	A-1.....		112*	Canyon 2WD (diesel).....	A-6.....	2.8L/4cyl.....	25
MINI				STANDARD PICKUP TRUCKS			
Cooper Convertible.....	M-6.....	1.5L/3cyl.....	32	FORD			
SUBCOMPACT CARS				F150 Pickup 2WD (diesel).....	A-S10.....	3.0L/6cyl.....	25
BMW				MINIVANS			
i3 (94Ah) (EV).....	A-1.....		118*	CHRYSLER			
TOYOTA				Pacifica Hybrid (PHEV).....	AV.....	3.6L/6cyl.....	52†
Yaris iA.....	A-S6.....	1.5L/4cyl.....	35	Pacifica.....	A-9.....	3.6L/6cyl.....	22
COMPACT CARS				Pacifica (with Start-Stop).....	A-9.....	3.6L/6cyl.....	22
VOLKSWAGEN				HONDA			
e-Golf (EV).....	A-1.....		119*	Odyssey (with Start-Stop).....	A-S10.....	3.5L/6cyl.....	22
TOYOTA				Odyssey.....	A-S9.....	3.5L/6cyl.....	22
Prius c (Hybrid).....	AV.....	1.5L/4cyl.....	46	TOYOTA			
MIDSIZE CARS				Sienna 2WD.....	A-S8.....	3.5L/6cyl.....	22
HYUNDAI				SMALL SPORT UTILITY VEHICLES			
Ioniq Electric (EV).....	A-1.....		136*	BYD			
TOYOTA				e6 (EV).....	A-1.....		72*
Prius Eco (Hybrid).....	AV.....	1.8L/4cyl.....	56	NISSAN			
LARGE CARS				Rogue Hybrid FWD.....	AV-S7.....	2.0L/4cyl.....	34
TESLA				STANDARD SPORT UTILITY VEHICLES			
Model S 75D (EV).....	A-1.....		103*	LEXUS			
HYUNDAI				RX 450h AWD (Hybrid).....	AV-S6.....	3.5L/6cyl.....	30
Ioniq Blue (Hybrid).....	AM-6.....	1.6L/4cyl.....	58	TESLA			
SMALL STATION WAGONS				Model X 75D (EV).....	A-1.....		93*
CHEVROLET				SMALL STATION WAGONS			
Bolt EV.....	A-1.....		119*	CHEVROLET			
KIA				Niro FE (Hybrid).....	AM-6.....	1.6L/4cyl.....	50

* This is an electric vehicle. Since electricity is not measured in gallons, a conversion factor is used to translate the fuel economy into miles per gallon of gasoline equivalent (MPGe).

† This vehicle is a plug-in hybrid, which runs on both gasoline and electricity. Since electricity is not measured in gallons, a conversion factor is used to translate the fuel economy when running on electricity into miles per gallon of gasoline equivalent (MPGe). The Combined MPGe estimate includes both city and highway driving and gasoline and electric energy use.

‡ When operated on gasoline

2018 MODEL YEAR VEHICLES

This section contains the fuel economy values for 2018 model year vehicles. Additional information for alternative fuel vehicles can be found on pages 37–43 and 46–48. Alternative fuel vehicles are highlighted with a light blue bar, and those that can use two kinds of fuel, such as flexible fuel vehicles, have an entry for each fuel type. The most fuel-efficient vehicles per class are listed in blue boldface type and marked with a blue pointer (▶).

Manufacturer Model Configuration (trans, eng size, cyl)	MPG		Annual Fuel Cost	GHG Rating	Notes
	Comb	City/Hwy			

TWO-SEATER CARS

ACURA

NSX Hybrid

AM-S9, 3.5L, 6cyl	21	21/22	\$2,150	4	PR T HEV SS
-------------------	----	-------	---------	---	-------------

ALFA ROMEO

4C

AM-6, 1.8L, 4cyl	28	24/34	\$1,600	6	PR T
------------------	----	-------	---------	---	------

AUDI

R8 AWD

AM-S7, 5.2L, 10cyl	17	14/22	\$2,650	3	P Tax
--------------------	----	-------	---------	---	-------

R8 RWD

AM-S7, 5.2L, 10cyl	18	14/25	\$2,500	3	P Tax
--------------------	----	-------	---------	---	-------

R8 Spyder AWD

AM-S7, 5.2L, 10cyl	17	14/22	\$2,650	3	P Tax
--------------------	----	-------	---------	---	-------

R8 Spyder RWD

AM-S7, 5.2L, 10cyl	18	14/25	\$2,500	3	P Tax
--------------------	----	-------	---------	---	-------

TT Roadster quattro

AM-S6, 2.0L, 4cyl	26	23/30	\$1,350	5	T
-------------------	----	-------	---------	---	---

BMW

M4 DTM Champions Edition

AM-S7, 3.0L, 6cyl	20	17/24	\$2,250	4	P T SS
-------------------	----	-------	---------	---	--------

BUGATTI

Chiron

AM-S7, 8.0L, 16cyl	11	9/14	\$4,150	1	PR T Tax
--------------------	----	------	---------	---	----------

Manufacturer Model Configuration (trans, eng size, cyl)	MPG		Annual Fuel Cost	GHG Rating	Notes
	Comb	City/Hwy			

CHEVROLET

Corvette

A-S8, 6.2L, 8cyl	18	15/25	\$2,500	3	PR
A-S8, 6.2L, 8cyl	16	13/23	\$2,850	2	PR S Tax
M-7, 6.2L, 8cyl	19	16/25	\$2,400	3	PR
M-7, 6.2L, 8cyl	18	15/22	\$2,500	3	PR S

FERRARI

488 GTB

AM-7, 3.9L, 8cyl	18	16/22	\$2,500	3	PR T SS
AM-7, 3.9L, 8cyl	18	15/22	\$2,500	3	PR T

488 Spider

AM-7, 3.9L, 8cyl	18	16/22	\$2,500	3	PR T SS
AM-7, 3.9L, 8cyl	18	15/22	\$2,500	3	PR T

812 Superfast

AM-7, 6.5L, 12cyl	13	12/16	\$3,500	1	PR Tax SS
-------------------	----	-------	---------	---	-----------

FIAT

124 Spider

A-6, 1.4L, 4cyl	29	25/36	\$1,550	6	P T
▶M-6, 1.4L, 4cyl	30	26/35	\$1,500	7	P T

FORD

GT

AM-7, 3.5L, 6cyl	14	11/18	\$3,250	1	PR T Tax
------------------	----	-------	---------	---	----------

JAGUAR

F-Type Convertible

A-S8, 2.0L, 4cyl	26	23/30	\$1,750	5	P T SS
A-S8, 3.0L, 6cyl	23	20/28	\$2,000	5	P S SS
M-6, 3.0L, 6cyl	19	16/24	\$2,400	3	P S SS

F-Type Coupe

A-S8, 2.0L, 4cyl	26	23/30	\$1,750	5	P T SS
A-S8, 3.0L, 6cyl	23	20/28	\$2,000	5	P S SS
M-6, 3.0L, 6cyl	19	16/24	\$2,400	3	P S SS

ABBREVIATIONS:

▶..... Highest MPG in Class	Eng Size..... Engine Volume in Liters
2WD..... Two-Wheel Drive	EV..... Electric Vehicle
4WD..... Four-Wheel Drive	FCV..... Fuel Cell Vehicle
A..... Automatic Transmission	FFV..... Flexible Fuel Vehicle
A-S..... Automatic Transmission-Select Shift	FWD..... Front-Wheel Drive
AM..... Automated Manual	Gas..... Regular Gasoline
AM-S..... Automated Manual-Selectable	GHG..... Greenhouse Gas
AV..... Continuously Variable Transmission	H..... Hydrogen
AV-S..... Continuously Variable Transmission with Select Shift	HEV..... Hybrid-Electric Vehicle
AWD..... All-Wheel Drive	Hwy..... MPG on Highway Test Procedure
City..... MPG on City Test Procedure	i-ELOOP..... Mazda Optional Technology Package
Cyl..... Cylinders	Li-Ion..... Lithium Ion
Comb..... Combined	LWB..... Long Wheel Base
D..... Ultra-Low Sulfur Diesel	M..... Manual Transmission
E85..... 85% Ethanol/15% Gasoline	Mid..... Midgrade Gasoline
	Mode..... Multimode Transmission
	MPG..... Miles per Gallon

NA..... Not Available
Ni-MH..... Nickel-Metal Hydride
ORP..... Off-Road Package
P..... Premium Gasoline Recommended
PHEV..... Plug-in Hybrid Electric Vehicle
PR..... Premium Gasoline Required
PT4WD..... Part-time 4WD
PZEV..... Partial Zero-Emission Vehicles
RWD..... Rear Wheel Drive
S..... Supercharger
SIDI..... Spark Ignition Direct Injection
SS..... Stop-Start Technology
SWB..... Short Wheelbase
T..... Turbocharger
Tax..... Subject to Gas Guzzler Tax
Trans..... Transmission

Manufacturer Model Configuration (trans, eng size, cyl)	MPG		Annual Fuel Cost	GHG Rating	Notes
	Comb	City/Hwy			
F-Type R AWD Convertible					
A-S8, 5.0L, 8cyl	18	15/23	\$2,500	3	P S SS
F-Type R AWD Coupe					
A-S8, 5.0L, 8cyl	18	15/23	\$2,500	3	P S SS
F-Type S AWD Convertible					
A-S8, 3.0L, 6cyl	21	18/26	\$2,150	4	P S SS
F-Type S AWD Coupe					
A-S8, 3.0L, 6cyl	21	18/26	\$2,150	4	P S SS
F-Type S Convertible					
A-S8, 3.0L, 6cyl	22	19/27	\$2,050	4	P S SS
M-6, 3.0L, 6cyl	18	15/24	\$2,500	3	P S SS
F-Type S Coupe					
A-S8, 3.0L, 6cyl	22	19/27	\$2,050	4	P S SS
M-6, 3.0L, 6cyl	18	15/24	\$2,500	3	P S SS
KOENIGSEGG					
Agera RS					
A-7, 5.0L, 8cyl	13	11/18	\$3,500	1	P T Tax
LAMBORGHINI					
Aventador Coupe					
AM-S7, 6.5L, 12cyl	12	10/17	\$3,800	1	PR Tax SS
Aventador Roadster					
AM-S7, 6.5L, 12cyl	12	10/16	\$3,800	1	PR Tax SS
Aventador S Coupe					
AM-S7, 6.5L, 12cyl	12	10/17	\$3,800	1	PR Tax SS
Aventador S Roadster					
AM-S7, 6.5L, 12cyl	12	10/16	\$3,800	1	PR Tax SS
Huracan					
AM-S7, 5.2L, 10cyl	16	14/19	\$2,850	2	P Tax SS
Huracan 2WD					
AM-S7, 5.2L, 10cyl	16	14/21	\$2,850	2	P Tax SS
Huracan Spyder					
AM-S7, 5.2L, 10cyl	15	13/19	\$3,050	2	P Tax SS
Huracan Spyder 2WD					
AM-S7, 5.2L, 10cyl	16	14/20	\$2,850	2	P Tax SS
MAZDA					
MX-5					
A-S6, 2.0L, 4cyl	29	26/35	\$1,550	6	P
M-6, 2.0L, 4cyl	29	26/33	\$1,550	6	P
MCLAREN AUTOMOTIVE					
570S Coupe					
A-7, 3.8L, 8cyl	19	16/23	\$2,400	3	P T
MERCEDES-BENZ					
AMG GT C Coupe					
AM-7, 4.0L, 8cyl	17	15/20	\$2,650	3	PR T Tax SS
AMG GT C Roadster					
AM-S7, 4.0L, 8cyl	17	15/20	\$2,650	3	PR T Tax SS

Manufacturer Model Configuration (trans, eng size, cyl)	MPG		Annual Fuel Cost	GHG Rating	Notes
	Comb	City/Hwy			
AMG GT Coupe					
AM-7, 4.0L, 8cyl	18	16/22	\$2,500	3	PR T SS
AMG GT R Coupe					
AM-S7, 4.0L, 8cyl	17	15/20	\$2,650	3	PR T Tax SS
AMG GT Roadster					
AM-7, 4.0L, 8cyl	18	16/21	\$2,500	3	PR T SS
AMG GT S Coupe					
AM-7, 4.0L, 8cyl	18	16/22	\$2,500	3	PR T SS
AMG SL63					
A-7, 5.5L, 8cyl	19	16/25	\$2,400	3	PR T SS
AMG SL65					
A-7, 6.0L, 12cyl	16	13/22	\$2,850	2	PR T Tax SS
AMG SLC43					
A-9, 3.0L, 6cyl	23	20/29	\$2,000	5	PR T SS
SL450					
A-9, 3.0L, 6cyl	23	20/28	\$2,000	5	PR T SS
SL550					
A-9, 4.7L, 8cyl	20	17/25	\$2,250	4	PR T SS
SLC300					
A-9, 2.0L, 4cyl	27	25/32	\$1,700	6	PR T SS
NISSAN					
370Z					
A-S7, 3.7L, 6cyl	22	19/26	\$2,050	4	PR
M-6, 3.7L, 6cyl	21	18/26	\$2,150	4	PR
370Z Roadster					
A-S7, 3.7L, 6cyl	21	18/25	\$2,150	4	PR
M-6, 3.7L, 6cyl	20	17/24	\$2,250	4	PR
PAGANI					
Huayra					
AM-7, 6.0L, 12cyl	13	11/17	\$3,500	1	P T Tax
PORSCHE					
911 GT2 RS					
AM-S7, 3.8L, 6cyl	17	15/21	\$2,650	3	PR T SS
911 GT3					
AM-S7, 4.0L, 6cyl	17	15/20	\$2,650	3	PR Tax SS
M-6, 4.0L, 6cyl	16	13/21	\$2,850	2	PR Tax SS
911 GT3 Touring					
M-6, 4.0L, 6cyl	17	14/21	\$2,650	3	PR Tax SS
Boxster					
AM-S7, 2.0L, 4cyl	25	22/29	\$1,800	5	PR T SS
M-6, 2.0L, 4cyl	24	21/28	\$1,900	5	PR T SS
Boxster GTS					
AM-S7, 2.5L, 4cyl	22	20/26	\$2,050	4	PR T SS
M-6, 2.5L, 4cyl	21	19/25	\$2,150	4	PR T SS
Boxster S					
AM-S7, 2.5L, 4cyl	24	21/28	\$1,900	5	PR T SS
M-6, 2.5L, 4cyl	22	20/26	\$2,050	4	PR T SS

Manufacturer Model Configuration (trans, eng size, cyl)	MPG		Annual Fuel Cost	GHG Rating	Notes
	Comb	City/Hwy			

Cayman

AM-S7, 2.0L, 4cyl	25	22/29	\$1,800	5	PR T SS
M-6, 2.0L, 4cyl	24	21/28	\$1,900	5	PR T SS

Cayman GTS

AM-S7, 2.5L, 4cyl	22	20/26	\$2,050	4	PR T SS
M-6, 2.5L, 4cyl	21	19/25	\$2,150	4	PR T SS

Cayman S

AM-S7, 2.5L, 4cyl	24	21/28	\$1,900	5	PR T SS
M-6, 2.5L, 4cyl	22	20/26	\$2,050	4	PR T SS

SMART

fortwo electric drive convertible

A-1	102	112/91	\$650	10	EV
-----	-----	--------	-------	----	----

fortwo electric drive coupe

▶A-1	108	124/94	\$600	10	EV
------	-----	--------	-------	----	----

MINICOMPACT CARS

ASTON MARTIN

DB11 V12

A-S8, 5.2L, 12cyl	17	15/21	\$2,650	3	P T
-------------------	----	-------	---------	---	-----

DB11 V8

A-S8, 4.0L, 8cyl	20	18/24	\$2,250	4	P T
------------------	----	-------	---------	---	-----

Vanquish S Zagato

A-S8, 6.0L, 12cyl	16	13/21	\$2,850	2	P Tax
-------------------	----	-------	---------	---	-------

FERRARI

California T

AM-7, 3.9L, 8cyl	18	16/23	\$2,500	3	PR T
AM-7, 3.9L, 8cyl	19	16/23	\$2,400	3	PR T SS

GTC4Lusso

AM-7, 6.3L, 12cyl	13	12/17	\$3,500	1	PR Tax PT4WD SS
-------------------	----	-------	---------	---	-----------------

GTC4Lusso T

AM-7, 3.9L, 8cyl	17	15/21	\$2,650	3	PR T Tax SS
------------------	----	-------	---------	---	-------------

FIAT

500

A-6, 1.4L, 4cyl	27	24/32	\$1,700	6	P T
M-5, 1.4L, 4cyl	30	28/33	\$1,500	7	P T

500 Abarth

A-6, 1.4L, 4cyl	27	24/32	\$1,700	6	P T
M-5, 1.4L, 4cyl	30	28/33	\$1,500	7	P T

500e

▶A-1	112	121/103	\$600	10	EV
------	-----	---------	-------	----	----

MINI

Cooper Convertible

A-S6, 1.5L, 3cyl	30	27/35	\$1,500	7	P T
▶M-6, 1.5L, 3cyl	32	28/37	\$1,400	7	P T

Cooper S Convertible

A-S6, 2.0L, 4cyl	28	25/33	\$1,600	6	P T SS
M-6, 2.0L, 4cyl	26	23/32	\$1,750	5	P T

Manufacturer Model Configuration (trans, eng size, cyl)	MPG		Annual Fuel Cost	GHG Rating	Notes
	Comb	City/Hwy			

John Cooper Works Convertible

A-S6, 2.0L, 4cyl	28	25/33	\$1,600	6	P T SS
M-6, 2.0L, 4cyl	25	22/31	\$1,800	5	P T SS

PORSCHE

911 Carrera

AM-S7, 3.0L, 6cyl	25	22/30	\$1,800	5	PR T SS
M-7, 3.0L, 6cyl	23	20/29	\$2,000	5	PR T SS

911 Carrera 4

AM-S7, 3.0L, 6cyl	24	22/28	\$1,900	5	PR T SS
M-7, 3.0L, 6cyl	23	20/28	\$2,000	5	PR T SS

911 Carrera 4 Cabriolet

AM-S7, 3.0L, 6cyl	24	21/28	\$1,900	5	PR T SS
M-7, 3.0L, 6cyl	22	19/28	\$2,050	4	PR T SS

911 Carrera 4 GTS

AM-S7, 3.0L, 6cyl	22	20/26	\$2,050	4	PR T SS
M-7, 3.0L, 6cyl	21	18/26	\$2,150	4	PR T SS

911 Carrera 4 GTS Cabriolet

AM-S7, 3.0L, 6cyl	22	20/25	\$2,050	4	PR T SS
M-7, 3.0L, 6cyl	21	18/26	\$2,150	4	PR T SS

911 Carrera 4S

AM-S7, 3.0L, 6cyl	24	21/28	\$1,900	5	PR T SS
M-7, 3.0L, 6cyl	23	20/28	\$2,000	5	PR T SS

911 Carrera 4S Cabriolet

AM-S7, 3.0L, 6cyl	24	21/28	\$1,900	5	PR T SS
M-7, 3.0L, 6cyl	22	19/28	\$2,050	4	PR T SS

911 Carrera Cabriolet

AM-S7, 3.0L, 6cyl	24	22/28	\$1,900	5	PR T SS
M-7, 3.0L, 6cyl	23	20/29	\$2,000	5	PR T SS

911 Carrera GTS

AM-S7, 3.0L, 6cyl	23	20/26	\$2,000	5	PR T SS
M-7, 3.0L, 6cyl	21	18/26	\$2,150	4	PR T SS

911 Carrera GTS Cabriolet

AM-S7, 3.0L, 6cyl	22	20/26	\$2,050	4	PR T SS
M-7, 3.0L, 6cyl	21	18/26	\$2,150	4	PR T SS

911 Carrera S

AM-S7, 3.0L, 6cyl	24	22/28	\$1,900	5	PR T SS
M-7, 3.0L, 6cyl	23	20/29	\$2,000	5	PR T SS

911 Carrera S Cabriolet

AM-S7, 3.0L, 6cyl	24	22/28	\$1,900	5	PR T SS
M-7, 3.0L, 6cyl	23	20/28	\$2,000	5	PR T SS

911 Carrera T

AM-S7, 3.0L, 6cyl	22	20/26	\$2,050	4	PR T SS
M-7, 3.0L, 6cyl	19	16/25	\$2,400	3	PR T SS

911 Targa 4

AM-S7, 3.0L, 6cyl	24	22/28	\$1,900	5	PR T SS
M-7, 3.0L, 6cyl	22	19/28	\$2,050	4	PR T SS

911 Targa 4 GTS

AM-S7, 3.0L, 6cyl	22	20/26	\$2,050	4	PR T SS
M-7, 3.0L, 6cyl	21	18/26	\$2,150	4	PR T SS

911 Targa 4S

AM-S7, 3.0L, 6cyl	24	21/27	\$1,900	5	PR T SS
M-7, 3.0L, 6cyl	22	19/28	\$2,050	4	PR T SS

Manufacturer Model Configuration (trans, eng size, cyl)	MPG		Annual Fuel Cost	GHG Rating	Notes
	Comb	City/Hwy			
911 Turbo					
AM-S7, 3.8L, 6cyl	21	19/24	\$2,150	4	PR T SS
911 Turbo Cabriolet					
AM-S7, 3.8L, 6cyl	21	19/24	\$2,150	4	PR T SS
911 Turbo S					
AM-S7, 3.8L, 6cyl	21	19/24	\$2,150	4	PR T SS
911 Turbo S Cabriolet					
AM-S7, 3.8L, 6cyl	21	19/24	\$2,150	4	PR T SS
911 Turbo S Exclusive					
AM-S7, 3.8L, 6cyl	19	17/23	\$2,400	3	PR T SS
SUBARU					
BRZ					
A-S6, 2.0L, 4cyl	27	24/33	\$1,700	6	PR
M-6, 2.0L, 4cyl	24	21/29	\$1,900	5	PR
BRZ tS					
M-6, 2.0L, 4cyl	23	20/27	\$2,000	5	PR
TOYOTA					
86					
A-S6, 2.0L, 4cyl	27	24/32	\$1,700	6	PR
M-6, 2.0L, 4cyl	24	21/28	\$1,900	5	PR
SUBCOMPACT CARS					
ASTON MARTIN					
Rapide S					
A-S8, 6.0L, 12cyl	17	14/21	\$2,650	3	P Tax
AUDI					
A3					
AM-S7, 2.0L, 4cyl	29	26/35	\$1,250	6	T
A3 Cabriolet					
AM-S7, 2.0L, 4cyl	28	25/33	\$1,250	6	T
A3 Cabriolet quattro					
AM-S6, 2.0L, 4cyl	25	22/30	\$1,400	5	T SS
A3 quattro					
AM-S6, 2.0L, 4cyl	27	24/31	\$1,300	6	T SS
A5 Cabriolet quattro					
AM-S7, 2.0L, 4cyl	27	24/34	\$1,700	6	P T SS
A5 quattro					
AM-S7, 2.0L, 4cyl	27	24/34	\$1,700	6	P T SS
M-6, 2.0L, 4cyl	27	24/33	\$1,700	6	P T
RS 3					
AM-S7, 2.5L, 5cyl	22	19/28	\$2,050	4	P T
RS 5					
AM-S8, 2.9L, 6cyl	21	18/26	\$2,150	4	P T
S3					
AM-S7, 2.0L, 4cyl	25	22/28	\$1,800	5	P T
S5					
AM-S8, 3.0L, 6cyl	24	21/30	\$1,900	5	P T SS
S5 Cabriolet					
AM-S8, 3.0L, 6cyl	23	20/29	\$2,000	5	P T

Manufacturer Model Configuration (trans, eng size, cyl)	MPG		Annual Fuel Cost	GHG Rating	Notes
	Comb	City/Hwy			
TT Coupe quattro					
AM-S6, 2.0L, 4cyl	26	23/30	\$1,350	5	T
TT RS					
AM-S7, 2.5L, 5cyl	22	19/29	\$2,050	4	P T
TTS Coupe					
AM-S6, 2.0L, 4cyl	25	23/27	\$1,800	5	P T
BENTLEY					
Continental GT Convertible					
A-S8, 6.0L, 12cyl	14	12/20	\$3,250	1	P T Tax
Continental Supersports Convertible					
A-S8, 6.0L, 12cyl	14	12/20	\$3,250	1	P T Tax
BMW					
230i Convertible					
A-S8, 2.0L, 4cyl	27	24/34	\$1,700	6	P T SS
230i Coupe					
A-S8, 2.0L, 4cyl	28	24/35	\$1,600	6	P T SS
M-6, 2.0L, 4cyl	25	21/32	\$1,800	5	P T SS
230i xDrive Convertible					
A-S8, 2.0L, 4cyl	27	23/33	\$1,700	6	P T SS
230i xDrive Coupe					
A-S8, 2.0L, 4cyl	27	24/33	\$1,700	6	P T SS
430i Convertible					
A-S8, 2.0L, 4cyl	27	24/34	\$1,700	6	P T SS
430i xDrive Convertible					
A-S8, 2.0L, 4cyl	26	22/32	\$1,750	5	P T SS
440i Convertible					
A-S8, 3.0L, 6cyl	24	21/29	\$1,900	5	P T SS
440i xDrive Convertible					
A-S8, 3.0L, 6cyl	23	20/29	\$2,000	5	P T SS
640i Convertible					
A-S8, 3.0L, 6cyl	23	20/29	\$2,000	5	P T SS
640i xDrive Convertible					
A-S8, 3.0L, 6cyl	22	19/28	\$2,050	4	P T SS
650i Convertible					
A-S8, 4.4L, 8cyl	20	17/25	\$2,250	4	P T SS
650i xDrive Convertible					
A-S8, 4.4L, 8cyl	19	16/25	\$2,400	3	P T SS
i3 (94Ah)					
A-1	118	129/106	\$550	10	EV
i3 (94Ah) with Range Extender					
A-1, 0.6L, 2cyl		See page 40			P PHEV SS
i3s (94Ah)					
A-1	112	126/99	\$600	10	EV
i3s (94Ah) with Range Extender					
A-1, 0.6L, 2cyl		See page 40			P PHEV SS
M2					
AM-S7, 3.0L, 6cyl	22	20/26	\$2,050	4	P T SS
M-6, 3.0L, 6cyl	21	18/26	\$2,150	4	P T SS

Manufacturer Model Configuration (trans, eng size, cyl)	MPG		Annual Fuel Cost	GHG Rating	Notes
	Comb	City/Hwy			

M240i Convertible

A-S8, 3.0L, 6cyl	24	21/30	\$1,900	5	P T SS
M-6, 3.0L, 6cyl	22	18/27	\$2,050	4	P T SS

M240i Coupe

A-S8, 3.0L, 6cyl	24	21/30	\$1,900	5	P T SS
M-6, 3.0L, 6cyl	22	19/28	\$2,050	4	P T SS

M240i xDrive Convertible

A-S8, 3.0L, 6cyl	24	21/30	\$1,900	5	P T SS
------------------	----	-------	---------	---	--------

M240i xDrive Coupe

A-S8, 3.0L, 6cyl	24	21/30	\$1,900	5	P T SS
------------------	----	-------	---------	---	--------

M4 Convertible

AM-S7, 3.0L, 6cyl	19	16/22	\$2,400	3	P T SS
M-6, 3.0L, 6cyl	20	17/25	\$2,250	4	PR T SS

M6 Convertible

AM-S7, 4.4L, 8cyl	16	14/20	\$2,850	2	P T Tax SS
M-6, 4.4L, 8cyl	17	15/22	\$2,650	3	P T Tax SS

BUICK

Cascada

A-S6, 1.6L, 4cyl	24	21/29	\$1,900	5	PR T
------------------	----	-------	---------	---	------

CHEVROLET

Camaro

A-S8, 2.0L, 4cyl	25	22/31	\$1,800	5	PR T
M-6, 2.0L, 4cyl	23	20/30	\$2,000	5	PR T
A-S8, 3.6L, 6cyl	23	19/29	\$1,550	5	SS
M-6, 3.6L, 6cyl	20	16/28	\$1,800	4	SS
A-S10, 6.2L, 8cyl	15	13/21	\$3,050	2	PR S Tax
A-S8, 6.2L, 8cyl	20	17/27	\$2,250	4	PR
M-6, 6.2L, 8cyl	19	16/25	\$2,400	3	PR
M-6, 6.2L, 8cyl	16	14/20	\$2,850	2	PR S Tax

Spark

AV, 1.4L, 4cyl	33	30/38	\$1,100	8	
M-5, 1.4L, 4cyl	33	29/39	\$1,100	8	

Spark ACTIV

AV, 1.4L, 4cyl	33	30/37	\$1,100	8	
M-5, 1.4L, 4cyl	32	29/38	\$1,100	7	

FORD

Fiesta FWD

AM-S6, 1.6L, 4cyl	31	27/37	\$1,150	7	
M-5, 1.6L, 4cyl	30	27/35	\$1,200	7	

Mustang

A-S10, 2.3L, 4cyl	25	21/32	\$1,400	5	T SS
M-6, 2.3L, 4cyl	25	21/31	\$1,400	5	T
A-S10, 5.0L, 8cyl	19	16/25	\$1,850	3	SS
M-6, 5.0L, 8cyl	18	15/25	\$2,000	3	

Mustang Convertible

A-S10, 2.3L, 4cyl	23	20/29	\$1,550	5	T SS
M-6, 2.3L, 4cyl	23	20/28	\$1,550	5	T
A-S10, 5.0L, 8cyl	18	15/24	\$2,000	3	SS

Mustang Performance Package

A-S10, 2.3L, 4cyl	23	20/29	\$1,550	5	T SS
M-6, 2.3L, 4cyl	23	20/28	\$1,550	5	T

Manufacturer Model Configuration (trans, eng size, cyl)	MPG		Annual Fuel Cost	GHG Rating	Notes
	Comb	City/Hwy			

Shelby GT350 Mustang

M-6, 5.2L, 8cyl	16	14/21	\$2,850	2	PR Tax
-----------------	----	-------	---------	---	--------

INFINITI

Q60

A-S7, 2.0L, 4cyl	25	22/30	\$1,800	5	PR T SS
A-S7, 3.0L, 6cyl	22	19/28	\$2,050	4	PR T

Q60 AWD

A-S7, 2.0L, 4cyl	24	21/28	\$1,900	5	PR T SS
A-S7, 3.0L, 6cyl	22	19/27	\$2,050	4	PR T

Q60 Red Sport

A-S7, 3.0L, 6cyl	22	20/27	\$2,050	4	PR T
------------------	----	-------	---------	---	------

Q60 Red Sport AWD

A-S7, 3.0L, 6cyl	21	19/26	\$2,150	4	PR T
------------------	----	-------	---------	---	------

KARMA

Revero

A-1, 2.0L, 4cyl	See page 40				PR T PHEV SS
-----------------	-------------	--	--	--	--------------

LEXUS

LC 500

A-S10, 5.0L, 8cyl	19	16/26	\$2,400	3	PR
-------------------	----	-------	---------	---	----

LC 500h

AV-S10, 3.5L, 6cyl	30	26/35	\$1,500	7	PR HEV SS
--------------------	----	-------	---------	---	-----------

RC 300

A-S8, 2.0L, 4cyl	26	22/32	\$1,750	5	PR T
------------------	----	-------	---------	---	------

RC 300 AWD

A-S6, 3.5L, 6cyl	21	18/24	\$2,150	4	PR
------------------	----	-------	---------	---	----

RC 350

A-S8, 3.5L, 6cyl	23	20/28	\$2,000	5	PR
------------------	----	-------	---------	---	----

RC 350 AWD

A-S6, 3.5L, 6cyl	21	18/24	\$2,150	4	PR
------------------	----	-------	---------	---	----

RC F

A-S8, 5.0L, 8cyl	19	16/25	\$2,400	3	PR
------------------	----	-------	---------	---	----

MASERATI

GranTurismo

A-6, 4.7L, 8cyl	16	13/21	\$2,850	2	PR Tax
-----------------	----	-------	---------	---	--------

GranTurismo Convertible

A-6, 4.7L, 8cyl	15	13/20	\$3,050	2	PR Tax
-----------------	----	-------	---------	---	--------

MERCEDES-BENZ

AMG C43 4matic Convertible

A-9, 3.0L, 6cyl	22	19/26	\$2,050	4	PR T SS
-----------------	----	-------	---------	---	---------

AMG C43 4matic Coupe

A-9, 3.0L, 6cyl	22	20/27	\$2,050	4	PR T SS
-----------------	----	-------	---------	---	---------

AMG C63 Convertible

A-7, 4.0L, 8cyl	19	17/22	\$2,400	3	PR T SS
-----------------	----	-------	---------	---	---------

AMG C63 Coupe

A-7, 4.0L, 8cyl	19	17/23	\$2,400	3	PR T SS
-----------------	----	-------	---------	---	---------

AMG C63 S Convertible

A-7, 4.0L, 8cyl	19	17/22	\$2,400	3	PR T SS
-----------------	----	-------	---------	---	---------

Manufacturer Model Configuration (trans, eng size, cyl)	MPG		Annual Fuel Cost	GHG Rating	Notes
	Comb	City/Hwy			
AMG C63 S Coupe					
A-7, 4.0L, 8cyl	19	17/23	\$2,400	3	PR T SS
AMG S63 4matic Convertible					
A-9, 4.0L, 8cyl	18	15/24	\$2,500	3	PR T SS
AMG S65 Convertible					
A-7, 6.0L, 12cyl	16	14/21	\$2,850	2	PR T Tax SS
C300 4matic Convertible					
A-9, 2.0L, 4cyl	25	22/29	\$1,800	5	PR T SS
C300 4matic Coupe					
A-9, 2.0L, 4cyl	25	22/30	\$1,800	5	PR T SS
C300 Convertible					
A-9, 2.0L, 4cyl	25	22/29	\$1,800	5	PR T SS
C300 Coupe					
A-9, 2.0L, 4cyl	25	22/30	\$1,800	5	PR T SS
E400 4matic Convertible					
A-9, 3.0L, 6cyl	22	20/25	\$2,050	4	PR T SS
E400 4matic Coupe					
A-9, 3.0L, 6cyl	22	20/26	\$2,050	4	PR T SS
E400 Convertible					
A-9, 3.0L, 6cyl	22	20/26	\$2,050	4	PR T SS
E400 Coupe					
A-9, 3.0L, 6cyl	22	20/26	\$2,050	4	PR T SS
S560 Convertible					
A-9, 4.0L, 8cyl	20	17/26	\$2,250	4	PR T SS

MINI

Cooper Hardtop 2 door

A-S6, 1.5L, 3cyl	30	27/35	\$1,500	7	P T
M-6, 1.5L, 3cyl	32	28/38	\$1,400	7	P T

Cooper Hardtop 4 door

A-S6, 1.5L, 3cyl	30	27/35	\$1,500	7	P T
M-6, 1.5L, 3cyl	32	28/37	\$1,400	7	P T

Cooper S Hardtop 2 door

A-S6, 2.0L, 4cyl	28	25/32	\$1,600	6	P T
M-6, 2.0L, 4cyl	26	23/32	\$1,750	5	P T

Cooper S Hardtop 4 door

A-S6, 2.0L, 4cyl	28	25/32	\$1,600	6	P T
M-6, 2.0L, 4cyl	26	23/32	\$1,750	5	P T

John Cooper Works Hardtop

A-S6, 2.0L, 4cyl	28	25/32	\$1,600	6	P T
M-6, 2.0L, 4cyl	26	23/32	\$1,750	5	P T

NISSAN

GT-R

AM-6, 3.8L, 6cyl	18	16/22	\$2,500	3	PR T
------------------	----	-------	---------	---	------

TOYOTA

Yaris iA

▶A-S6, 1.5L, 4cyl	35	32/40	\$1,000	8	
M-6, 1.5L, 4cyl	34	30/39	\$1,050	8	

Manufacturer Model Configuration (trans, eng size, cyl)	MPG		Annual Fuel Cost	GHG Rating	Notes
	Comb	City/Hwy			

VOLKSWAGEN

Beetle Convertible

A-S6, 2.0L, 4cyl	29	26/33	\$1,250	6	T
------------------	----	-------	---------	---	---

Beetle Dune Convertible

A-S6, 2.0L, 4cyl	29	26/34	\$1,250	6	T
------------------	----	-------	---------	---	---

COMPACT CARS

ACURA

ILX

AM-S8, 2.4L, 4cyl	29	25/35	\$1,550	6	P
-------------------	----	-------	---------	---	---

TLX AWD

A-S9, 3.5L, 6cyl	24	21/30	\$1,900	5	P SS
------------------	----	-------	---------	---	------

TLX AWD A-SPEC

A-S9, 3.5L, 6cyl	23	20/29	\$2,000	5	P SS
------------------	----	-------	---------	---	------

TLX FWD

AM-S8, 2.4L, 4cyl	27	23/33	\$1,700	6	P
A-S9, 3.5L, 6cyl	24	20/32	\$1,900	5	P

TLX FWD A-SPEC

A-S9, 3.5L, 6cyl	23	20/30	\$2,000	5	P
------------------	----	-------	---------	---	---

AUDI

A3 e-tron

AM-S6, 1.4L, 4cyl	See page 40				P T PHEV SS
-------------------	-------------	--	--	--	-------------

A4 quattro

AM-S7, 2.0L, 4cyl	27	24/34	\$1,700	6	P T SS
M-6, 2.0L, 4cyl	27	24/33	\$1,700	6	P T

A4 Ultra

AM-S7, 2.0L, 4cyl	31	27/37	\$1,450	7	P T SS
-------------------	----	-------	---------	---	--------

Q3

A-S6, 2.0L, 4cyl	23	20/28	\$2,000	5	P T
------------------	----	-------	---------	---	-----

Q3 quattro

A-S6, 2.0L, 4cyl	23	20/28	\$2,000	5	P T
------------------	----	-------	---------	---	-----

S4

AM-S8, 3.0L, 6cyl	24	21/30	\$1,900	5	P T SS
-------------------	----	-------	---------	---	--------

BMW

320i

A-S8, 2.0L, 4cyl	28	24/35	\$1,600	6	P T SS
M-6, 2.0L, 4cyl	27	23/35	\$1,700	6	P T SS

320i xDrive

A-S8, 2.0L, 4cyl	27	23/34	\$1,700	6	P T SS
------------------	----	-------	---------	---	--------

328d

A-S8, 2.0L, 4cyl	36	31/43	\$1,300	7	D T
------------------	----	-------	---------	---	-----

328d xDrive

A-S8, 2.0L, 4cyl	34	30/40	\$1,400	6	D T
------------------	----	-------	---------	---	-----

330e

A-S8, 2.0L, 4cyl	See page 40				P T PHEV SS
------------------	-------------	--	--	--	-------------

330i

A-S8, 2.0L, 4cyl	27	24/34	\$1,700	6	P T SS
M-6, 2.0L, 4cyl	25	21/32	\$1,800	5	P T SS

Manufacturer Model Configuration (trans, eng size, cyl)	MPG		Annual Fuel Cost	GHG Rating	Notes
	Comb	City/Hwy			
330i xDrive					
A-S8, 2.0L, 4cyl	27	23/33	\$1,700	6	P T SS
340i					
A-S8, 3.0L, 6cyl	25	21/32	\$1,800	5	P T SS
M-6, 3.0L, 6cyl	23	19/29	\$2,000	5	P T SS
340i xDrive					
A-S8, 3.0L, 6cyl	25	21/31	\$1,800	5	P T SS
M-6, 3.0L, 6cyl	23	19/29	\$2,000	5	P T SS
430i Coupe					
A-S8, 2.0L, 4cyl	27	24/34	\$1,700	6	P T SS
M-6, 2.0L, 4cyl	25	21/33	\$1,800	5	P T SS
430i Gran Coupe					
A-S8, 2.0L, 4cyl	27	24/34	\$1,700	6	P T SS
430i xDrive Coupe					
A-S8, 2.0L, 4cyl	27	23/33	\$1,700	6	P T SS
430i xDrive Gran Coupe					
A-S8, 2.0L, 4cyl	27	23/33	\$1,700	6	P T SS
440i Coupe					
A-S8, 3.0L, 6cyl	25	21/32	\$1,800	5	P T SS
M-6, 3.0L, 6cyl	23	19/29	\$2,000	5	P T SS
440i Gran Coupe					
A-S8, 3.0L, 6cyl	25	21/32	\$1,800	5	P T SS
440i xDrive Coupe					
A-S8, 3.0L, 6cyl	25	21/31	\$1,800	5	P T SS
M-6, 3.0L, 6cyl	23	19/29	\$2,000	5	P T SS
440i xDrive Gran Coupe					
A-S8, 3.0L, 6cyl	25	21/31	\$1,800	5	P T SS
530e					
A-S8, 2.0L, 4cyl	See page 40				P T PHEV SS
530e xDrive					
A-S8, 2.0L, 4cyl	See page 40				P T PHEV SS
640i Gran Coupe					
A-S8, 3.0L, 6cyl	23	20/29	\$2,000	5	P T SS
640i xDrive Gran Coupe					
A-S8, 3.0L, 6cyl	22	19/28	\$2,050	4	P T SS
650i Gran Coupe					
A-S8, 4.4L, 8cyl	20	17/25	\$2,250	4	P T SS
650i xDrive Gran Coupe					
A-S8, 4.4L, 8cyl	19	16/25	\$2,400	3	P T SS
Alpina B6 xDrive Gran Coupe					
A-S8, 4.4L, 8cyl	19	16/25	\$2,400	3	P T SS
M3					
AM-S7, 3.0L, 6cyl	20	17/24	\$2,250	4	P T SS
M-6, 3.0L, 6cyl	20	17/25	\$2,250	4	PR T SS
M3 CS					
AM-S7, 3.0L, 6cyl	19	16/22	\$2,400	3	P T SS
M4 Coupe					
AM-S7, 3.0L, 6cyl	20	17/24	\$2,250	4	P T SS
M-6, 3.0L, 6cyl	20	17/25	\$2,250	4	PR T SS

Manufacturer Model Configuration (trans, eng size, cyl)	MPG		Annual Fuel Cost	GHG Rating	Notes
	Comb	City/Hwy			
M6 Gran Coupe					
AM-S7, 4.4L, 8cyl	16	14/20	\$2,850	2	P T Tax SS
M-6, 4.4L, 8cyl	17	15/22	\$2,650	3	P T Tax SS
CADILLAC					
ATS					
A-S8, 2.0L, 4cyl	25	22/31	\$1,800	5	PR T SS
M-6, 2.0L, 4cyl	23	20/29	\$2,000	5	PR T SS
A-S8, 3.6L, 6cyl	24	20/30	\$1,500	5	SS
ATS AWD					
A-S8, 2.0L, 4cyl	25	22/30	\$1,800	5	PR T SS
A-S8, 3.6L, 6cyl	22	19/27	\$1,600	4	SS
ATS-V					
A-S8, 3.6L, 6cyl	20	17/25	\$2,250	4	PR T
M-6, 3.6L, 6cyl	19	16/23	\$2,400	3	PR T
CHEVROLET					
Cruze					
A-S6, 1.4L, 4cyl	33	29/40	\$1,100	8	T SS
M-6, 1.4L, 4cyl	32	27/40	\$1,100	7	T
A-9, 1.6L, 4cyl	37	31/47	\$1,250	7	D T
M-6, 1.6L, 4cyl	37	30/52	\$1,250	7	D T
Cruze Premier					
A-S6, 1.4L, 4cyl	33	29/39	\$1,100	8	T SS
Sonic					
A-S6, 1.4L, 4cyl	30	27/35	\$1,200	7	T
M-6, 1.4L, 4cyl	32	28/37	\$1,100	7	T
A-S6, 1.8L, 4cyl	28	25/34	\$1,250	6	
M-5, 1.8L, 4cyl	29	26/35	\$1,250	6	
Volt					
AV, 1.5L, 4cyl	See page 40				PHEV SS
FORD					
Fiesta ST FWD					
M-6, 1.6L, 4cyl	29	26/33	\$1,250	6	T
Focus Electric					
A-1	107	118/96	\$600	10	EV
Focus FWD					
A-S6, 1.0L, 3cyl	31	27/38	\$1,150	7	T SS
M-6, 1.0L, 3cyl	34	30/40	\$1,050	8	T
AM-6, 2.0L, 4cyl	31	26/38	\$1,150	7	
AM-S6, 2.0L, 4cyl	28	24/34	\$1,250	6	
M-5, 2.0L, 4cyl	28	25/34	\$1,250	6	
HONDA					
Civic 2Dr					
AV, 1.5L, 4cyl	35	31/40	\$1,000	8	T
M-6, 1.5L, 4cyl	35	30/41	\$1,000	8	T
AV, 2.0L, 4cyl	34	30/39	\$1,050	8	
M-6, 2.0L, 4cyl	32	28/39	\$1,100	7	
Civic Si 2Dr					
M-6, 1.5L, 4cyl	32	28/38	\$1,400	7	P T

Manufacturer Model Configuration (trans, eng size, cyl)	MPG		Annual Fuel Cost	GHG Rating	Notes
	Comb	City/Hwy			

HYUNDAI

Accent

A-S6, 1.6L, 4cyl	32	28/38	\$1,100	7	
M-6, 1.6L, 4cyl	31	28/37	\$1,150	7	

INFINITI

Q50 Hybrid

A-S7, 3.5L, 6cyl	29	27/32	\$1,550	6	PR HEV SS
------------------	----	-------	---------	---	-----------

Q50 Hybrid AWD

A-S7, 3.5L, 6cyl	28	26/30	\$1,600	6	PR HEV SS
------------------	----	-------	---------	---	-----------

QX30

AM-7, 2.0L, 4cyl	27	24/33	\$1,700	6	PR T SS
------------------	----	-------	---------	---	---------

QX30 AWD

AM-7, 2.0L, 4cyl	25	21/30	\$1,800	5	PR T SS
------------------	----	-------	---------	---	---------

JAGUAR

XE

A-S8, 2.0L, 4cyl	36	32/42	\$1,300	7	D T SS
A-S8, 2.0L, 4cyl	28	25/34	\$1,600	6	P T SS
A-S8, 3.0L, 6cyl	24	21/30	\$1,900	5	P S SS

XE (296 Hp)

A-S8, 2.0L, 4cyl	27	24/32	\$1,700	6	P T SS
------------------	----	-------	---------	---	--------

XE AWD

A-S8, 2.0L, 4cyl	34	30/40	\$1,400	7	D T SS
A-S8, 2.0L, 4cyl	28	24/34	\$1,600	6	P T SS
A-S8, 3.0L, 6cyl	23	20/29	\$2,000	5	P S SS

XE AWD (296 Hp)

A-S8, 2.0L, 4cyl	25	22/30	\$1,800	5	P T SS
------------------	----	-------	---------	---	--------

KIA

Rio

A-S6, 1.6L, 4cyl	32	28/37	\$1,100	7	
M-6, 1.6L, 4cyl	32	29/37	\$1,100	7	

LEXUS

GS F

A-S8, 5.0L, 8cyl	19	16/24	\$2,400	3	PR
------------------	----	-------	---------	---	----

IS 300

A-S8, 2.0L, 4cyl	26	22/32	\$1,750	5	PR T
------------------	----	-------	---------	---	------

IS 300 AWD

A-S6, 3.5L, 6cyl	22	19/26	\$2,050	4	PR
------------------	----	-------	---------	---	----

IS 350

A-S8, 3.5L, 6cyl	23	20/28	\$2,000	5	PR
------------------	----	-------	---------	---	----

IS 350 AWD

A-S6, 3.5L, 6cyl	22	19/26	\$2,050	4	PR
------------------	----	-------	---------	---	----

MAZDA

2

A-S6, 1.5L, 4cyl	35	32/40	\$1,000	8	
M-6, 1.5L, 4cyl	34	30/39	\$1,050	8	

Manufacturer Model Configuration (trans, eng size, cyl)	MPG		Annual Fuel Cost	GHG Rating	Notes
	Comb	City/Hwy			

3 4-Door

A-S6, 2.0L, 4cyl	31	28/37	\$1,150	7	
M-6, 2.0L, 4cyl	31	28/38	\$1,150	7	
A-S6, 2.5L, 4cyl	30	27/36	\$1,200	7	

CX-3 2WD

A-S6, 2.0L, 4cyl	31	29/34	\$1,150	7	
------------------	----	-------	---------	---	--

CX-3 4WD

A-S6, 2.0L, 4cyl	29	27/32	\$1,250	6	
------------------	----	-------	---------	---	--

MERCEDES-BENZ

AMG C43 4matic

A-9, 3.0L, 6cyl	23	20/27	\$2,000	5	PR T SS
-----------------	----	-------	---------	---	---------

AMG C63

A-7, 4.0L, 8cyl	20	18/24	\$2,250	4	PR T SS
-----------------	----	-------	---------	---	---------

AMG C63 S

A-7, 4.0L, 8cyl	20	18/24	\$2,250	4	PR T SS
-----------------	----	-------	---------	---	---------

AMG CLA45 4matic

AM-7, 2.0L, 4cyl	26	23/30	\$1,750	5	PR T SS
------------------	----	-------	---------	---	---------

AMG CLS63 S 4matic

A-7, 5.5L, 8cyl	18	16/22	\$2,500	3	PR T SS
-----------------	----	-------	---------	---	---------

AMG S63 4matic Coupe

A-9, 4.0L, 8cyl	20	17/27	\$2,250	4	PR T SS
-----------------	----	-------	---------	---	---------

AMG S65 Coupe

A-7, 6.0L, 12cyl	16	13/21	\$2,850	2	PR T Tax SS
------------------	----	-------	---------	---	-------------

C300

A-9, 2.0L, 4cyl	27	24/33	\$1,700	6	PR T SS
-----------------	----	-------	---------	---	---------

C300 4matic

A-9, 2.0L, 4cyl	26	23/32	\$1,750	5	PR T SS
-----------------	----	-------	---------	---	---------

C350e

A-7, 2.0L, 4cyl		See page 40			PR T PHEV SS
-----------------	--	-------------	--	--	--------------

CLA250

AM-7, 2.0L, 4cyl	29	24/37	\$1,550	6	PR T SS
------------------	----	-------	---------	---	---------

CLA250 4matic

AM-7, 2.0L, 4cyl	27	24/32	\$1,700	6	PR T PT4WD SS
AM-7, 2.0L, 4cyl	27	24/32	\$1,700	6	Gas
	20	17/24	\$1,750	6	E85

CLS550

A-9, 4.7L, 8cyl	21	18/26	\$2,150	4	PR T SS
-----------------	----	-------	---------	---	---------

CLS550 4matic

A-9, 4.7L, 8cyl	20	17/25	\$2,250	4	PR T SS
-----------------	----	-------	---------	---	---------

S560 4matic Coupe

A-9, 4.0L, 8cyl	21	17/27	\$2,150	4	PR T SS
-----------------	----	-------	---------	---	---------

MITSUBISHI

Mirage

AV, 1.2L, 3cyl	39	37/43	\$900	9	
M-5, 1.2L, 3cyl	36	33/41	\$1,000	8	

Mirage G4

AV, 1.2L, 3cyl	37	35/41	\$950	8	
M-5, 1.2L, 3cyl	35	33/40	\$1,000	8	

Manufacturer Model Configuration (trans, eng size, cyl)	MPG		Annual Fuel Cost	GHG Rating	Notes
	Comb	City/Hwy			

NISSAN

Versa

A-4, 1.6L, 4cyl	29	26/35	\$1,250	6	
AV, 1.6L, 4cyl	34	31/39	\$1,050	8	
M-5, 1.6L, 4cyl	30	27/36	\$1,200	7	

ROLLS-ROYCE

Dawn

A-S8, 6.6L, 12cyl	14	12/18	\$3,250	1	P T Tax
-------------------	----	-------	---------	---	---------

SUBARU

WRX

AV-S8, 2.0L, 4cyl	21	18/24	\$2,150	4	P T
M-6, 2.0L, 4cyl	23	21/27	\$2,000	5	P T
M-6, 2.5L, 4cyl	19	17/22	\$2,400	3	PR T

WRX STI Type RA

M-6, 2.5L, 4cyl	18	16/22	\$2,500	3	PR T
-----------------	----	-------	---------	---	------

TOYOTA

C-HR

AV-S7, 2.0L, 4cyl	29	27/31	\$1,250	6	
-------------------	----	-------	---------	---	--

Prius c

▶AV, 1.5L, 4cyl	46	48/43	\$750	10	HEV SS
-----------------	----	-------	-------	----	--------

Yaris

A-4, 1.5L, 4cyl	32	30/35	\$1,100	7	
M-5, 1.5L, 4cyl	33	30/36	\$1,100	8	

VOLKSWAGEN

Beetle

A-S6, 2.0L, 4cyl	29	26/33	\$1,250	6	T
------------------	----	-------	---------	---	---

Beetle Dune

A-S6, 2.0L, 4cyl	29	26/34	\$1,250	6	T
------------------	----	-------	---------	---	---

e-Golf

▶A-1	119	126/111	\$550	10	EV
------	-----	---------	-------	----	----

Golf

A-S6, 1.8L, 4cyl	28	24/33	\$1,250	6	T
M-5, 1.8L, 4cyl	29	25/34	\$1,250	6	T

Golf R

AM-S7, 2.0L, 4cyl	25	22/29	\$1,800	5	P T
M-6, 2.0L, 4cyl	24	21/29	\$1,900	5	P T

GTI

AM-S6, 2.0L, 4cyl	27	24/32	\$1,300	6	T
M-6, 2.0L, 4cyl	28	25/33	\$1,250	6	T

Jetta

A-S6, 1.4L, 4cyl	32	28/38	\$1,100	7	T
M-5, 1.4L, 4cyl	33	28/40	\$1,100	8	T
A-S6, 1.8L, 4cyl	28	24/33	\$1,250	6	T
AM-S6, 2.0L, 4cyl	27	24/33	\$1,300	6	T

VOLVO

S60 AWD

A-S8, 2.0L, 4cyl	26	22/33	\$1,350	5	T SS
A-S8, 2.0L, 4cyl	26	22/32	\$1,750	5	PR T S SS

Manufacturer Model Configuration (trans, eng size, cyl)	MPG		Annual Fuel Cost	GHG Rating	Notes
	Comb	City/Hwy			

S60 CC AWD

A-S8, 2.0L, 4cyl	25	22/30	\$1,400	5	T SS
------------------	----	-------	---------	---	------

S60 FWD

A-S8, 2.0L, 4cyl	29	25/36	\$1,250	6	T SS
------------------	----	-------	---------	---	------

S60 Inscription AWD

A-S8, 2.0L, 4cyl	26	22/33	\$1,350	5	T SS
------------------	----	-------	---------	---	------

S60 Inscription FWD

A-S8, 2.0L, 4cyl	29	25/36	\$1,250	6	T SS
------------------	----	-------	---------	---	------

S60 Polestar AWD

A-S8, 2.0L, 4cyl	22	20/27	\$2,050	4	PR T S SS
------------------	----	-------	---------	---	-----------

MIDSIZE CARS

ACURA

RLX

A-S10, 3.5L, 6cyl	23	20/29	\$2,000	5	P
-------------------	----	-------	---------	---	---

RLX Hybrid

AM-S7, 3.5L, 6cyl	28	28/29	\$1,600	6	P HEV SS
-------------------	----	-------	---------	---	----------

ALFA ROMEO

Giulia

A-8, 2.0L, 4cyl	27	24/33	\$1,700	6	P T SS
A-8, 2.9L, 6cyl	20	17/24	\$2,250	4	P T SS

Giulia AWD

A-8, 2.0L, 4cyl	26	23/31	\$1,750	5	P T SS
-----------------	----	-------	---------	---	--------

AUDI

A5 Sportback quattro

AM-S7, 2.0L, 4cyl	27	24/34	\$1,700	6	P T SS
-------------------	----	-------	---------	---	--------

A6

AM-S7, 2.0L, 4cyl	28	25/34	\$1,600	6	P T SS
-------------------	----	-------	---------	---	--------

A6 quattro

A-S8, 2.0L, 4cyl	26	22/31	\$1,750	5	P T SS
A-S8, 3.0L, 6cyl	23	20/29	\$2,000	5	P S SS

A7 quattro

A-S8, 3.0L, 6cyl	23	20/29	\$2,000	5	P S SS
------------------	----	-------	---------	---	--------

RS 7

A-S8, 4.0L, 8cyl	17	14/24	\$2,650	3	P T Tax
------------------	----	-------	---------	---	---------

S5 Sportback

AM-S8, 3.0L, 6cyl	24	21/30	\$1,900	5	P T SS
-------------------	----	-------	---------	---	--------

S6

AM-S7, 4.0L, 8cyl	18	16/24	\$2,500	3	P T SS
-------------------	----	-------	---------	---	--------

S7

AM-S7, 4.0L, 8cyl	18	16/24	\$2,500	3	P T SS
-------------------	----	-------	---------	---	--------

S8

A-S8, 4.0L, 8cyl	18	14/24	\$2,500	3	P T
------------------	----	-------	---------	---	-----

BENTLEY

Flying Spur

A-S8, 4.0L, 8cyl	16	13/22	\$2,850	2	P T Tax
A-S8, 6.0L, 12cyl	14	12/20	\$3,250	1	P T Tax

Mulsanne

A-S8, 6.8L, 8cyl	14	11/18	\$3,250	1	P T Tax
------------------	----	-------	---------	---	---------

Manufacturer Model Configuration (trans, eng size, cyl)	MPG		Annual Fuel Cost	GHG Rating	Notes
	Comb	City/Hwy			
BMW					
530i					
A-S8, 2.0L, 4cyl	27	24/34	\$1,700	6	P T SS
530i xDrive					
A-S8, 2.0L, 4cyl	27	23/33	\$1,700	6	P T SS
540d xDrive					
A-S8, 3.0L, 6cyl	30	26/36	\$1,550	5	D T SS
540i					
A-S8, 3.0L, 6cyl	24	21/30	\$1,900	5	P T SS
540i xDrive					
A-S8, 3.0L, 6cyl	23	20/29	\$2,000	5	P T SS
M5					
A-S8, 4.4L, 8cyl	17	15/21	\$2,650	3	P T Tax SS
M550i xDrive					
A-S8, 4.4L, 8cyl	19	16/25	\$2,400	3	P T SS
X2 sDrive28i					
A-S8, 2.0L, 4cyl	26	23/32	\$1,750	5	P T SS
X2 xDrive28i					
A-S8, 2.0L, 4cyl	25	21/31	\$1,800	5	P T SS
BUICK					
LaCrosse					
A-S9, 3.6L, 6cyl	24	21/30	\$1,500	5	SS
LaCrosse AWD					
A-S9, 3.6L, 6cyl	23	20/29	\$1,550	5	SS
LaCrosse eAssist					
A-6, 2.5L, 4cyl	29	25/35	\$1,250	6	HEV SS
CADILLAC					
CT6 Plug-In					
AV, 2.0L, 4cyl	See page 40				PR T PHEV SS
CTS					
A-S8, 2.0L, 4cyl	25	22/30	\$1,800	5	PR T SS
A-S8, 3.6L, 6cyl	24	20/30	\$1,500	5	SS
A-S8, 3.6L, 6cyl	19	16/24	\$2,400	3	PR T
CTS AWD					
A-S8, 2.0L, 4cyl	24	21/29	\$1,900	5	PR T SS
A-S8, 3.6L, 6cyl	22	19/27	\$1,600	4	SS
CTS-V					
A-S8, 6.2L, 8cyl	17	14/21	\$2,650	3	PR S Tax
CHEVROLET					
Cruze Hatchback					
A-S6, 1.4L, 4cyl	32	29/38	\$1,100	7	T SS
M-6, 1.4L, 4cyl	31	27/38	\$1,150	7	T
A-9, 1.6L, 4cyl	35	30/45	\$1,350	7	D T
M-6, 1.6L, 4cyl	35	29/48	\$1,350	7	D T
Cruze Premier Hatchback					
A-S6, 1.4L, 4cyl	31	28/37	\$1,150	7	T SS
Malibu					
A-6, 1.5L, 4cyl	30	27/36	\$1,200	7	T SS
A-9, 2.0L, 4cyl	26	22/32	\$1,750	5	PR T SS

Manufacturer Model Configuration (trans, eng size, cyl)	MPG		Annual Fuel Cost	GHG Rating	Notes
	Comb	City/Hwy			
Malibu Hybrid					
AV, 1.8L, 4cyl	46	49/43	\$750	10	HEV SS
DODGE					
Challenger					
A-8, 3.6L, 6cyl	23	19/30	\$1,550	5	
A-8, 5.7L, 8cyl	19	16/25	\$2,200	3	Mid
M-6, 5.7L, 8cyl	18	15/23	\$2,500	3	PR
A-8, 6.4L, 8cyl	18	15/25	\$2,500	3	PR
M-6, 6.4L, 8cyl	17	14/23	\$2,650	3	PR Tax
Challenger GT					
A-8, 3.6L, 6cyl	21	18/27	\$1,700	4	
Challenger SRT					
A-8, 6.2L, 8cyl	16	13/22	\$2,850	2	PR S Tax
M-6, 6.2L, 8cyl	16	13/21	\$2,850	2	PR S Tax
A-8, 6.4L, 8cyl	18	15/25	\$2,500	3	PR
M-6, 6.4L, 8cyl	17	14/23	\$2,650	3	PR Tax
FORD					
Focus RS AWD					
M-6, 2.3L, 4cyl	22	19/26	\$2,050	4	PR T SS
Focus ST FWD					
M-6, 2.0L, 4cyl	25	22/30	\$1,400	5	T
Fusion AWD					
A-S6, 2.0L, 4cyl	23	20/29	\$1,550	5	T
A-S6, 2.7L, 6cyl	20	17/26	\$1,800	4	T
Fusion Energi Plug-in Hybrid					
AV, 2.0L, 4cyl	See page 40				PHEV SS
Fusion FWD					
A-S6, 1.5L, 4cyl	27	23/34	\$1,300	6	T SS
A-S6, 2.0L, 4cyl	25	21/31	\$1,400	5	T
A-6, 2.5L, 4cyl	25	21/32	\$1,400	5	
Fusion Hybrid FWD					
AV, 2.0L, 4cyl	42	43/41	\$850	9	HEV SS
HONDA					
Accord 2.0T Sport/Touring					
A-S10, 2.0L, 4cyl	26	22/32	\$1,350	5	T
Civic 4Dr					
AV, 1.5L, 4cyl	36	32/42	\$1,000	8	T
M-6, 1.5L, 4cyl	35	31/42	\$1,000	8	T
AV, 2.0L, 4cyl	34	31/40	\$1,050	8	
M-6, 2.0L, 4cyl	32	28/40	\$1,100	7	
Civic Si 4Dr					
M-6, 1.5L, 4cyl	32	28/38	\$1,400	7	P T
Clarity EV					
A-1	114	126/103	\$600	10	EV
Clarity Plug-in Hybrid					
AV, 1.5L, 4cyl	See page 40				PHEV SS

Manufacturer Model Configuration (trans, eng size, cyl)	MPG		Annual Fuel Cost	GHG Rating	Notes
	Comb	City/Hwy			

HYUNDAI

Elantra

AM-7, 1.4L, 4cyl	35	32/40	\$1,000	8	T
AM-7, 1.6L, 4cyl	29	26/33	\$1,250	6	T
M-6, 1.6L, 4cyl	25	22/30	\$1,400	5	T
A-S6, 2.0L, 4cyl	32	28/37	\$1,100	7	
M-6, 2.0L, 4cyl	29	26/36	\$1,250	6	

Elantra SE

A-S6, 2.0L, 4cyl	33	29/38	\$1,100	8	
------------------	----	-------	---------	---	--

Ioniq Electric

▶A-1	136	150/122	\$500	10	EV
------	-----	---------	-------	----	----

Ioniq Plug-in Hybrid

AM-6, 1.6L, 4cyl	See page 40			PHEV SS	
------------------	-------------	--	--	---------	--

Sonata Hybrid

AM-6, 2.0L, 4cyl	41	39/44	\$850	9	HEV SS
------------------	----	-------	-------	---	--------

Sonata Hybrid SE

AM-6, 2.0L, 4cyl	42	40/46	\$850	9	HEV SS
------------------	----	-------	-------	---	--------

Sonata Plug-in Hybrid

AM-6, 2.0L, 4cyl	See page 40			PHEV SS	
------------------	-------------	--	--	---------	--

INFINITI

Q50

A-S7, 2.0L, 4cyl	25	23/30	\$1,800	5	PR T SS
A-S7, 3.0L, 6cyl	23	20/29	\$2,000	5	PR T

Q50 AWD

A-S7, 2.0L, 4cyl	24	22/28	\$1,900	5	PR T SS
A-S7, 3.0L, 6cyl	22	19/27	\$2,050	4	PR T

Q50 Red Sport

A-S7, 3.0L, 6cyl	22	20/26	\$2,050	4	PR T
------------------	----	-------	---------	---	------

Q50 Red Sport AWD

A-S7, 3.0L, 6cyl	22	19/26	\$2,050	4	PR T
------------------	----	-------	---------	---	------

Q70

A-S7, 3.7L, 6cyl	21	18/25	\$2,150	4	PR
A-S7, 5.6L, 8cyl	19	16/24	\$2,400	3	PR

Q70 AWD

A-S7, 3.7L, 6cyl	20	18/24	\$2,250	4	PR
A-S7, 5.6L, 8cyl	18	16/23	\$2,500	3	PR

Q70 Hybrid

A-S7, 3.5L, 6cyl	30	28/33	\$1,500	7	PR HEV SS
------------------	----	-------	---------	---	-----------

JAGUAR

XF

A-S8, 2.0L, 4cyl	35	31/42	\$1,350	7	D T SS
A-S8, 2.0L, 4cyl	28	25/34	\$1,600	6	P T SS
A-S8, 3.0L, 6cyl	23	20/29	\$2,000	5	P S SS

XF (296 Hp)

A-S8, 2.0L, 4cyl	26	23/31	\$1,750	5	P T SS
------------------	----	-------	---------	---	--------

XF AWD

A-S8, 2.0L, 4cyl	34	30/40	\$1,400	7	D T SS
A-S8, 2.0L, 4cyl	27	23/33	\$1,700	6	P T SS
A-S8, 3.0L, 6cyl	23	20/28	\$2,000	5	P S SS

Manufacturer Model Configuration (trans, eng size, cyl)	MPG		Annual Fuel Cost	GHG Rating	Notes
	Comb	City/Hwy			

XF AWD (296 Hp)

A-S8, 2.0L, 4cyl	25	22/31	\$1,800	5	P T SS
------------------	----	-------	---------	---	--------

KIA

Forte

A-S6, 2.0L, 4cyl	32	29/37	\$1,100	7	
A-S6, 2.0L, 4cyl	28	25/33	\$1,250	6	SIDI
M-6, 2.0L, 4cyl	28	25/34	\$1,250	6	

Optima Hybrid

AM-6, 2.0L, 4cyl	42	39/46	\$850	9	HEV SS
------------------	----	-------	-------	---	--------

Optima Plug-in Hybrid

AM-6, 2.0L, 4cyl	See page 40			PHEV SS	
------------------	-------------	--	--	---------	--

Stinger AWD

A-S8, 2.0L, 4cyl	24	21/29	\$1,900	5	P T SS
A-S8, 3.3L, 6cyl	21	19/25	\$2,150	4	P T SS

Stinger RWD

A-S8, 2.0L, 4cyl	25	22/29	\$1,800	5	P T SS
A-S8, 3.3L, 6cyl	21	19/25	\$2,150	4	P T SS

LEXUS

ES 300h

AV-S6, 2.5L, 4cyl	40	40/39	\$900	9	HEV SS
-------------------	----	-------	-------	---	--------

ES 350

A-S6, 3.5L, 6cyl	24	21/30	\$1,500	5	
------------------	----	-------	---------	---	--

GS 300

A-S8, 2.0L, 4cyl	26	22/32	\$1,750	5	PR T
------------------	----	-------	---------	---	------

GS 300 F Sport

A-S8, 2.0L, 4cyl	24	21/30	\$1,900	5	PR T
------------------	----	-------	---------	---	------

GS 350

A-S8, 3.5L, 6cyl	23	20/28	\$2,000	5	PR
------------------	----	-------	---------	---	----

GS 350 AWD

A-S6, 3.5L, 6cyl	22	19/26	\$2,050	4	PR
------------------	----	-------	---------	---	----

GS 350 F Sport

A-S8, 3.5L, 6cyl	22	19/27	\$2,050	4	PR
------------------	----	-------	---------	---	----

GS 450h

AV-S8, 3.5L, 6cyl	31	29/34	\$1,450	7	PR HEV SS
-------------------	----	-------	---------	---	-----------

LS 500

A-S10, 3.4L, 6cyl	23	19/30	\$2,000	5	PR T
-------------------	----	-------	---------	---	------

LS 500 AWD

A-S10, 3.4L, 6cyl	21	18/27	\$2,150	4	PR T
-------------------	----	-------	---------	---	------

LS 500h

AV-S10, 3.5L, 6cyl	28	25/33	\$1,600	6	PR HEV SS
--------------------	----	-------	---------	---	-----------

LS 500h AWD

AV-S10, 3.5L, 6cyl	26	23/31	\$1,750	5	PR HEV SS
--------------------	----	-------	---------	---	-----------

LINCOLN

MKZ AWD

A-S6, 2.0L, 4cyl	23	20/28	\$1,550	5	T
A-S6, 3.0L, 6cyl	20	17/26	\$1,800	4	T

MKZ FWD

A-S6, 2.0L, 4cyl	24	21/31	\$1,500	5	T
A-S6, 3.0L, 6cyl	21	18/27	\$1,700	4	T

Manufacturer Model Configuration (trans, eng size, cyl)	MPG		Annual Fuel Cost	GHG Rating	Notes
	Comb	City/Hwy			

MKZ Hybrid FWD

AV, 2.0L, 4cyl	40	41/38	\$900	9	HEV SS
----------------	----	-------	-------	---	--------

MASERATI

Ghibli S RWD

A-8, 3.0L, 6cyl	19	16/24	\$2,400	3	PR T
-----------------	----	-------	---------	---	------

Ghibli V6 RWD

A-8, 3.0L, 6cyl	19	17/24	\$2,400	3	PR T
-----------------	----	-------	---------	---	------

Ghibli V6 SQ4 AWD

A-8, 3.0L, 6cyl	19	16/24	\$2,400	3	PR T
-----------------	----	-------	---------	---	------

MAZDA

3 5-Door

A-S6, 2.0L, 4cyl	32	28/37	\$1,100	7	
------------------	----	-------	---------	---	--

M-6, 2.0L, 4cyl	31	27/37	\$1,150	7	
-----------------	----	-------	---------	---	--

A-S6, 2.5L, 4cyl	30	26/35	\$1,200	7	
------------------	----	-------	---------	---	--

6

A-S6, 2.5L, 4cyl	29	26/35	\$1,250	6	
------------------	----	-------	---------	---	--

A-S6, 2.5L, 4cyl	26	23/31	\$1,350	5	T
------------------	----	-------	---------	---	---

M-6, 2.5L, 4cyl	27	24/33	\$1,300	6	
-----------------	----	-------	---------	---	--

MERCEDES-BENZ

AMG E43 4matic

A-9, 3.0L, 6cyl	21	19/25	\$2,150	4	PR T SS
-----------------	----	-------	---------	---	---------

AMG E63 S 4matic

A-9, 4.0L, 8cyl	18	15/22	\$2,500	3	PR T SS
-----------------	----	-------	---------	---	---------

E300

A-9, 2.0L, 4cyl	25	22/30	\$1,800	5	PR T SS
-----------------	----	-------	---------	---	---------

E300 4matic

A-9, 2.0L, 4cyl	24	21/29	\$1,900	5	PR T SS
-----------------	----	-------	---------	---	---------

E400 4matic

A-9, 3.0L, 6cyl	23	20/27	\$2,000	5	PR T SS
-----------------	----	-------	---------	---	---------

MINI

Cooper Clubman

A-S6, 1.5L, 3cyl	27	24/32	\$1,700	6	P T
------------------	----	-------	---------	---	-----

M-6, 1.5L, 3cyl	28	24/34	\$1,600	6	P T SS
-----------------	----	-------	---------	---	--------

Cooper Clubman All4

A-S8, 1.5L, 3cyl	26	23/31	\$1,750	5	P T
------------------	----	-------	---------	---	-----

M-6, 1.5L, 3cyl	26	22/32	\$1,750	5	P T
-----------------	----	-------	---------	---	-----

Cooper Countryman

A-S6, 1.5L, 3cyl	27	24/32	\$1,700	6	P T
------------------	----	-------	---------	---	-----

M-6, 1.5L, 3cyl	28	24/34	\$1,600	6	P T SS
-----------------	----	-------	---------	---	--------

Cooper Countryman All4

A-S8, 1.5L, 3cyl	25	23/30	\$1,800	5	P T
------------------	----	-------	---------	---	-----

M-6, 1.5L, 3cyl	26	22/32	\$1,750	5	P T
-----------------	----	-------	---------	---	-----

Cooper S Clubman

A-S8, 2.0L, 4cyl	27	23/32	\$1,700	6	P T SS
------------------	----	-------	---------	---	--------

M-6, 2.0L, 4cyl	25	22/31	\$1,800	5	P T SS
-----------------	----	-------	---------	---	--------

Cooper S Clubman All4

A-S8, 2.0L, 4cyl	26	22/31	\$1,750	5	P T SS
------------------	----	-------	---------	---	--------

M-6, 2.0L, 4cyl	24	21/30	\$1,900	5	P T SS
-----------------	----	-------	---------	---	--------

Manufacturer Model Configuration (trans, eng size, cyl)	MPG		Annual Fuel Cost	GHG Rating	Notes
	Comb	City/Hwy			

Cooper S Countryman

A-S8, 2.0L, 4cyl	27	23/32	\$1,700	6	P T SS
------------------	----	-------	---------	---	--------

Cooper S Countryman All4

A-S8, 2.0L, 4cyl	26	22/31	\$1,750	5	P T SS
------------------	----	-------	---------	---	--------

M-6, 2.0L, 4cyl	24	21/31	\$1,900	5	P T SS
-----------------	----	-------	---------	---	--------

Cooper SE Countryman All4

A-S6, 1.5L, 3cyl	See page 40				P T PHEV SS
------------------	-------------	--	--	--	-------------

JCW Countryman All4

A-S8, 2.0L, 4cyl	25	22/30	\$1,800	5	T SS
------------------	----	-------	---------	---	------

M-6, 2.0L, 4cyl	24	20/29	\$1,900	5	T SS
-----------------	----	-------	---------	---	------

John Cooper Works Clubman All4

A-S8, 2.0L, 4cyl	26	23/31	\$1,750	5	P T
------------------	----	-------	---------	---	-----

M-6, 2.0L, 4cyl	24	21/31	\$1,900	5	P T
-----------------	----	-------	---------	---	-----

NISSAN

Altima

AV, 2.5L, 4cyl	31	27/38	\$1,150	7	
----------------	----	-------	---------	---	--

AV-S7, 3.5L, 6cyl	26	22/32	\$1,350	5	
-------------------	----	-------	---------	---	--

Altima SR

AV-S7, 2.5L, 4cyl	30	26/37	\$1,200	7	
-------------------	----	-------	---------	---	--

Kicks

AV, 1.6L, 4cyl	33	31/36	\$1,100	8	
----------------	----	-------	---------	---	--

Leaf

A-1	112	125/100	\$600	10	EV
-----	-----	---------	-------	----	----

Maxima

AV-S7, 3.5L, 6cyl	25	21/30	\$1,800	5	P
-------------------	----	-------	---------	---	---

Sentra

AV-S7, 1.6L, 4cyl	29	27/33	\$1,550	6	P T
-------------------	----	-------	---------	---	-----

M-6, 1.6L, 4cyl	28	26/32	\$1,600	6	P T
-----------------	----	-------	---------	---	-----

AV, 1.8L, 4cyl	32	29/37	\$1,100	7	
----------------	----	-------	---------	---	--

M-6, 1.8L, 4cyl	30	27/35	\$1,200	7	
-----------------	----	-------	---------	---	--

Sentra Nismo

AV-S7, 1.6L, 4cyl	27	25/30	\$1,700	6	P T
-------------------	----	-------	---------	---	-----

M-6, 1.6L, 4cyl	27	25/31	\$1,700	6	P T
-----------------	----	-------	---------	---	-----

ROLLS-ROYCE

Wraith

A-S8, 6.6L, 12cyl	14	12/19	\$3,250	1	P T Tax
-------------------	----	-------	---------	---	---------

SUBARU

Impreza 4-Door

AV-S7, 2.0L, 4cyl	32	28/38	\$1,100	7	
-------------------	----	-------	---------	---	--

M-5, 2.0L, 4cyl	27	24/32	\$1,300	6	
-----------------	----	-------	---------	---	--

Impreza Sport 4-Door

AV-S7, 2.0L, 4cyl	30	27/36	\$1,200	7	
-------------------	----	-------	---------	---	--

M-5, 2.0L, 4cyl	26	23/31	\$1,350	5	
-----------------	----	-------	---------	---	--

Legacy AWD

AV-S7, 2.5L, 4cyl	29	25/34	\$1,250	6	
-------------------	----	-------	---------	---	--

AV-S6, 3.6L, 6cyl	23	20/28	\$1,550	5	
-------------------	----	-------	---------	---	--

TESLA

Model 3 Long Range

A-1	130	136/123	\$500	10	EV
-----	-----	---------	-------	----	----

Manufacturer Model Configuration (trans, eng size, cyl)	MPG		Annual Fuel Cost	GHG Rating	Notes
	Comb	City/Hwy			

Model 3 Long Range AWD

A-1	116	120/112	\$550	10	EV
-----	-----	---------	-------	----	----

Model 3 Long Range AWD Performance

A-1	116	120/112	\$550	10	EV
-----	-----	---------	-------	----	----

Model 3 Mid Range

A-1	123	128/117	\$550	10	EV
-----	-----	---------	-------	----	----

TOYOTA

Avalon

A-S6, 3.5L, 6cyl	24	21/30	\$1,500	5	
------------------	----	-------	---------	---	--

Avalon Hybrid

AV-S6, 2.5L, 4cyl	40	40/39	\$900	9	HEV SS
-------------------	----	-------	-------	---	--------

Camry

A-S8, 2.5L, 4cyl	34	29/41	\$1,050	8	
------------------	----	-------	---------	---	--

A-S8, 3.5L, 6cyl	26	22/33	\$1,350	5	
------------------	----	-------	---------	---	--

Camry Hybrid LE

AV-S6, 2.5L, 4cyl	52	51/53	\$700	10	HEV SS
-------------------	----	-------	-------	----	--------

Camry Hybrid XLE/SE

AV-S6, 2.5L, 4cyl	46	44/47	\$750	10	HEV SS
-------------------	----	-------	-------	----	--------

Camry LE/SE

A-S8, 2.5L, 4cyl	32	28/39	\$1,100	7	
------------------	----	-------	---------	---	--

Camry XLE/XSE

A-S8, 2.5L, 4cyl	32	28/39	\$1,100	7	
------------------	----	-------	---------	---	--

Camry XSE

A-S8, 3.5L, 6cyl	26	22/32	\$1,350	5	
------------------	----	-------	---------	---	--

Corolla

AV, 1.8L, 4cyl	32	28/36	\$1,100	7	
----------------	----	-------	---------	---	--

AV-S7, 1.8L, 4cyl	31	28/35	\$1,150	7	
-------------------	----	-------	---------	---	--

M-6, 1.8L, 4cyl	30	27/35	\$1,200	7	
-----------------	----	-------	---------	---	--

Corolla iM

AV-S7, 1.8L, 4cyl	31	28/36	\$1,150	7	
-------------------	----	-------	---------	---	--

M-6, 1.8L, 4cyl	30	27/35	\$1,200	7	
-----------------	----	-------	---------	---	--

Corolla LE Eco

AV, 1.8L, 4cyl	34	30/40	\$1,050	8	
----------------	----	-------	---------	---	--

AV, 1.8L, 4cyl	33	29/38	\$1,100	8	2 mode
----------------	----	-------	---------	---	--------

Prius

AV, 1.8L, 4cyl	52	54/50	\$700	10	HEV SS
----------------	----	-------	-------	----	--------

Prius Eco

▶AV, 1.8L, 4cyl	56	58/53	\$650	10	HEV SS
-----------------	----	-------	-------	----	--------

Prius Prime

AV, 1.8L, 4cyl		See page 40			PHEV SS
----------------	--	-------------	--	--	---------

VOLKSWAGEN

Passat

A-S6, 2.0L, 4cyl	29	25/36	\$1,250	6	T
------------------	----	-------	---------	---	---

AM-S6, 3.6L, 6cyl	22	19/28	\$1,600	4	
-------------------	----	-------	---------	---	--

VOLVO

S90 AWD

A-S8, 2.0L, 4cyl	26	23/32	\$1,750	5	PR T SS
------------------	----	-------	---------	---	---------

A-S8, 2.0L, 4cyl	25	22/31	\$1,800	5	PR T S SS
------------------	----	-------	---------	---	-----------

Manufacturer Model Configuration (trans, eng size, cyl)	MPG		Annual Fuel Cost	GHG Rating	Notes
	Comb	City/Hwy			

S90 AWD PHEV

A-S8, 2.0L, 4cyl		See page 40			PR T S PHEV SS
------------------	--	-------------	--	--	----------------

S90 FWD

A-S8, 2.0L, 4cyl	27	24/34	\$1,700	6	PR T SS
------------------	----	-------	---------	---	---------

LARGE CARS

AUDI

A8 L

A-S8, 3.0L, 6cyl	22	19/29	\$2,050	4	P S SS
------------------	----	-------	---------	---	--------

A-S8, 4.0L, 8cyl	19	16/26	\$2,400	3	P T SS
------------------	----	-------	---------	---	--------

BMW

330i xDrive Gran Turismo

A-S8, 2.0L, 4cyl	27	23/33	\$1,700	6	P T SS
------------------	----	-------	---------	---	--------

340i xDrive Gran Turismo

A-S8, 3.0L, 6cyl	23	20/29	\$2,000	5	P T SS
------------------	----	-------	---------	---	--------

640i xDrive Gran Turismo

A-S8, 3.0L, 6cyl	23	20/28	\$2,000	5	P T SS
------------------	----	-------	---------	---	--------

740e xDrive

A-S8, 2.0L, 4cyl		See page 40			P T PHEV SS
------------------	--	-------------	--	--	-------------

740i

A-S8, 3.0L, 6cyl	24	21/29	\$1,900	5	P T SS
------------------	----	-------	---------	---	--------

740i xDrive

A-S8, 3.0L, 6cyl	23	20/29	\$2,000	5	P T SS
------------------	----	-------	---------	---	--------

750i

A-S8, 4.4L, 8cyl	20	17/25	\$2,250	4	P T SS
------------------	----	-------	---------	---	--------

750i xDrive

A-S8, 4.4L, 8cyl	19	16/25	\$2,400	3	P T SS
------------------	----	-------	---------	---	--------

Alpina B7 xDrive

A-S8, 4.4L, 8cyl	19	16/25	\$2,400	3	P T SS
------------------	----	-------	---------	---	--------

M760i xDrive

A-S8, 6.6L, 12cyl	16	13/20	\$2,850	2	P T Tax SS
-------------------	----	-------	---------	---	------------

X1 sDrive28i

A-S8, 2.0L, 4cyl	26	23/32	\$1,750	5	P T SS
------------------	----	-------	---------	---	--------

X1 xDrive28i

A-S8, 2.0L, 4cyl	25	22/31	\$1,800	5	P T SS
------------------	----	-------	---------	---	--------

BUICK

Regal

A-S9, 2.0L, 4cyl	26	22/32	\$1,750	5	PR T SS
------------------	----	-------	---------	---	---------

Regal AWD

A-S8, 2.0L, 4cyl	24	21/29	\$1,900	5	PR T SS
------------------	----	-------	---------	---	---------

A-S9, 3.6L, 6cyl	22	19/27	\$1,600	4	SS
------------------	----	-------	---------	---	----

CADILLAC

CT6

A-S8, 2.0L, 4cyl	25	22/30	\$1,800	5	PR T SS
------------------	----	-------	---------	---	---------

CT6 AWD

A-S8, 3.0L, 6cyl	21	18/26	\$2,150	4	T SS
------------------	----	-------	---------	---	------

A-S8, 3.6L, 6cyl	21	18/27	\$1,700	4	SS
------------------	----	-------	---------	---	----

XTS

A-S6, 3.6L, 6cyl	22	19/28	\$1,600	4	
------------------	----	-------	---------	---	--

Manufacturer Model Configuration (trans, eng size, cyl)	MPG		Annual Fuel Cost	GHG Rating	Notes
	Comb	City/Hwy			

XTS AWD

A-S6, 3.6L, 6cyl	20	17/26	\$1,800	4	
A-S6, 3.6L, 6cyl	18	16/23	\$2,500	3	PR T

CHEVROLET

Impala

A-S6, 2.5L, 4cyl	25	22/30	\$1,400	5	SS
A-S6, 3.6L, 6cyl	22	19/28	\$1,600	4	
A-S6, 3.6L, 6cyl	22	18/28	\$1,600	4	Gas
	16	14/20	\$2,200	5	E85

CHRYSLER

300

A-8, 3.6L, 6cyl	23	19/30	\$1,550	5	
A-8, 3.6L, 6cyl	23	19/30	\$1,550	5	Gas
	17	14/22	\$2,050	5	E85
A-8, 5.7L, 8cyl	19	16/25	\$2,200	3	Mid

300 AWD

A-8, 3.6L, 6cyl	21	18/27	\$1,700	4	
A-8, 3.6L, 6cyl	21	18/27	\$1,700	4	Gas
	16	13/20	\$2,200	4	E85

DODGE

Charger

A-8, 3.6L, 6cyl	23	19/30	\$1,550	5	
A-8, 3.6L, 6cyl	23	19/30	\$1,550	5	Gas
	17	14/22	\$2,050	5	E85
A-8, 5.7L, 8cyl	19	16/25	\$2,200	3	Mid
A-8, 6.4L, 8cyl	18	15/25	\$2,500	3	PR

Charger AWD

A-8, 3.6L, 6cyl	21	18/27	\$1,700	4	
A-8, 3.6L, 6cyl	21	18/27	\$1,700	4	Gas
	16	13/20	\$2,200	4	E85

Charger SRT

A-8, 6.2L, 8cyl	16	13/22	\$2,850	2	PR S Tax
A-8, 6.4L, 8cyl	18	15/25	\$2,500	3	PR

FORD

C-MAX Hybrid FWD

AV, 2.0L, 4cyl	40	42/38	\$900	9	HEV SS
----------------	----	-------	-------	---	--------

Taurus AWD

A-S6, 3.5L, 6cyl	19	17/24	\$1,850	3	
A-S6, 3.5L, 6cyl	19	16/24	\$1,850	3	T

Taurus AWD FFV

A-S6, 3.5L, 6cyl	19	17/24	\$1,850	3	Gas
	14	13/18	\$2,500	4	E85

Taurus FWD

A-S6, 3.5L, 6cyl	21	18/27	\$1,700	4	
------------------	----	-------	---------	---	--

Taurus FWD FFV

A-S6, 3.5L, 6cyl	21	18/27	\$1,700	4	Gas
	16	13/20	\$2,200	4	E85

Manufacturer Model Configuration (trans, eng size, cyl)	MPG		Annual Fuel Cost	GHG Rating	Notes
	Comb	City/Hwy			

GENESIS

G80 AWD

A-S8, 3.3L, 6cyl	20	17/24	\$2,250	4	P T
A-S8, 3.8L, 6cyl	20	18/25	\$1,800	4	
A-S8, 5.0L, 8cyl	18	15/23	\$2,500	3	P

G80 RWD

A-S8, 3.3L, 6cyl	20	17/25	\$2,250	4	P T
A-S8, 3.8L, 6cyl	22	19/27	\$1,600	4	
A-S8, 5.0L, 8cyl	19	16/24	\$2,400	3	P

G90 AWD

A-S8, 3.3L, 6cyl	20	17/24	\$2,250	4	P T
A-S8, 5.0L, 8cyl	18	15/23	\$2,500	3	P

G90 RWD

A-S8, 3.3L, 6cyl	20	17/24	\$2,250	4	P T
A-S8, 5.0L, 8cyl	19	16/24	\$2,400	3	P

HONDA

Accord

AV, 1.5L, 4cyl	33	30/38	\$1,100	8	T
AV-S7, 1.5L, 4cyl	31	29/35	\$1,150	7	T
M-6, 1.5L, 4cyl	30	26/35	\$1,200	7	T
A-S10, 2.0L, 4cyl	27	23/34	\$1,300	6	T
M-6, 2.0L, 4cyl	26	22/32	\$1,350	5	T

Accord Hybrid

AV, 2.0L, 4cyl	47	47/47	\$750	10	HEV SS
----------------	----	-------	-------	----	--------

Civic 5Dr

AV, 1.5L, 4cyl	34	31/40	\$1,050	8	T
M-6, 1.5L, 4cyl	33	29/38	\$1,100	8	T

Civic 5Dr - Type R

M-6, 2.0L, 4cyl	25	22/28	\$1,800	5	P T
-----------------	----	-------	---------	---	-----

Civic 5Dr Sport

AV-S7, 1.5L, 4cyl	32	30/36	\$1,400	7	P T
M-6, 1.5L, 4cyl	33	29/38	\$1,400	8	P T

HYUNDAI

Elantra GT

AM-7, 1.6L, 4cyl	28	26/32	\$1,250	6	T
M-6, 1.6L, 4cyl	25	22/29	\$1,400	5	T
A-S6, 2.0L, 4cyl	27	24/32	\$1,300	6	
M-6, 2.0L, 4cyl	26	23/31	\$1,350	5	

Ioniq

AM-6, 1.6L, 4cyl	55	55/54	\$650	10	HEV SS
------------------	----	-------	-------	----	--------

Ioniq Blue

▶AM-6, 1.6L, 4cyl	58	57/59	\$600	10	HEV SS
-------------------	----	-------	-------	----	--------

Sonata

AM-7, 1.6L, 4cyl	31	28/37	\$1,150	7	T
A-S8, 2.0L, 4cyl	26	23/32	\$1,350	5	T
A-S6, 2.4L, 4cyl	28	25/35	\$1,250	6	

Sonata SE

A-S6, 2.4L, 4cyl	29	25/36	\$1,250	6	
------------------	----	-------	---------	---	--

Manufacturer Model Configuration (trans, eng size, cyl)	MPG		Annual Fuel Cost	GHG Rating	Notes
	Comb	City/Hwy			
JAGUAR					
XJ					
A-S8, 3.0L, 6cyl	21	18/27	\$2,150	4	P S SS
A-S8, 5.0L, 8cyl	18	15/23	\$2,500	3	P S SS
XJ AWD					
A-S8, 3.0L, 6cyl	20	17/26	\$2,250	4	P S SS
XJL					
A-S8, 3.0L, 6cyl	21	18/27	\$2,150	4	P S SS
A-S8, 5.0L, 8cyl	18	15/23	\$2,500	3	P S SS
XJL AWD					
A-S8, 3.0L, 6cyl	20	17/25	\$2,250	4	P S SS
KIA					
Cadenza					
A-S8, 3.3L, 6cyl	23	20/28	\$1,550	5	
Forte 5					
AM-7, 1.6L, 4cyl	27	25/30	\$1,300	6	T
M-6, 1.6L, 4cyl	25	23/29	\$1,400	5	T
A-S6, 2.0L, 4cyl	28	25/34	\$1,250	6	
K900					
A-S8, 3.8L, 6cyl	20	17/25	\$1,800	4	
A-S8, 5.0L, 8cyl	18	15/23	\$2,500	3	
Optima					
AM-7, 1.6L, 4cyl	31	28/37	\$1,150	7	T
A-S6, 2.0L, 4cyl	25	22/31	\$1,400	5	T
A-S6, 2.4L, 4cyl	28	24/34	\$1,250	6	
Optima FE					
A-S6, 2.4L, 4cyl	29	25/36	\$1,250	6	
Optima S					
A-S6, 2.4L, 4cyl	26	23/32	\$1,350	5	
LINCOLN					
Continental AWD					
A-S6, 2.7L, 6cyl	20	17/25	\$1,800	4	T
A-S6, 3.0L, 6cyl	19	16/24	\$1,850	3	T
A-S6, 3.7L, 6cyl	19	16/24	\$1,850	3	
Continental FWD					
A-S6, 2.7L, 6cyl	21	18/27	\$1,700	4	T
A-S6, 3.7L, 6cyl	20	17/26	\$1,800	4	
MASERATI					
Quattroporte S					
A-8, 3.0L, 6cyl	18	16/23	\$2,500	3	PR T
Quattroporte SQ4 V6					
A-8, 3.0L, 6cyl	18	16/23	\$2,500	3	PR T
Quattroporte V8					
A-8, 3.8L, 8cyl	17	15/22	\$2,650	3	PR T Tax
MERCEDES-BENZ					
AMG S63 4matic					
A-9, 4.0L, 8cyl	20	17/26	\$2,250	4	PR T SS
AMG S65					
A-7, 6.0L, 12cyl	16	13/22	\$2,850	2	PR T Tax SS

Manufacturer Model Configuration (trans, eng size, cyl)	MPG		Annual Fuel Cost	GHG Rating	Notes
	Comb	City/Hwy			
Maybach S560 4matic					
A-9, 4.0L, 8cyl	19	16/25	\$2,400	3	PR T SS
Maybach S650					
A-7, 6.0L, 12cyl	16	13/21	\$2,850	2	PR T Tax SS
S450					
A-9, 3.0L, 6cyl	22	19/28	\$2,050	4	PR T SS
S450 4matic					
A-9, 3.0L, 6cyl	22	18/28	\$2,050	4	PR T SS
S560					
A-9, 4.0L, 8cyl	21	17/27	\$2,150	4	PR T SS
S560 4matic					
A-9, 4.0L, 8cyl	21	17/27	\$2,150	4	PR T SS
PORSCHE					
Panamera					
AM-S8, 3.0L, 6cyl	24	21/28	\$1,900	5	PR T SS
Panamera 4					
AM-S8, 3.0L, 6cyl	23	21/27	\$2,000	5	PR T SS
Panamera 4 e-Hybrid					
AM-S8, 2.9L, 6cyl	See page 40				P T PHEV SS
Panamera 4 e-Hybrid Executive					
AM-S8, 2.9L, 6cyl	See page 40				P T PHEV SS
Panamera 4 e-Hybrid ST					
AM-S8, 2.9L, 6cyl	See page 40				P T PHEV SS
Panamera 4 Executive					
AM-S8, 3.0L, 6cyl	23	21/27	\$2,000	5	PR T SS
Panamera 4 ST					
AM-S8, 3.0L, 6cyl	23	20/26	\$2,000	5	PR T SS
Panamera 4S					
AM-S8, 2.9L, 6cyl	23	21/28	\$2,000	5	PR T SS
Panamera 4S Executive					
AM-S8, 2.9L, 6cyl	23	21/28	\$2,000	5	PR T SS
Panamera 4S ST					
AM-S8, 2.9L, 6cyl	22	20/26	\$2,050	4	PR T SS
Panamera Turbo					
AM-S8, 4.0L, 8cyl	21	18/25	\$2,150	4	PR T SS
Panamera Turbo Executive					
AM-S8, 4.0L, 8cyl	21	18/25	\$2,150	4	PR T SS
Panamera Turbo S e-Hybrid					
AM-S8, 4.0L, 8cyl	See page 40				P T PHEV SS
Panamera Turbo S e-Hybrid Executive					
AM-S8, 4.0L, 8cyl	See page 40				P T PHEV SS
Panamera Turbo S e-Hybrid ST					
AM-S8, 4.0L, 8cyl	See page 40				P T PHEV SS
Panamera Turbo ST					
AM-S8, 4.0L, 8cyl	20	18/23	\$2,250	4	PR T SS
ROLLS-ROYCE					
Ghost					
A-S8, 6.6L, 12cyl	14	12/18	\$3,250	1	P T Tax

Manufacturer Model Configuration (trans, eng size, cyl)	MPG		Annual Fuel Cost	GHG Rating	Notes
	Comb	City/Hwy			

Ghost EWB

A-S8, 6.6L, 12cyl	14	12/18	\$3,250	1	P T Tax
-------------------	----	-------	---------	---	---------

Phantom

A-S8, 6.7L, 12cyl	14	12/19	\$3,250	1	P T Tax
-------------------	----	-------	---------	---	---------

Phantom EWB

A-S8, 6.7L, 12cyl	14	12/19	\$3,250	1	P T Tax
-------------------	----	-------	---------	---	---------

TESLA

Model S 100D

A-1	102	101/102	\$650	10	EV
-----	-----	---------	-------	----	----

Model S 75D

▶A-1	103	102/105	\$650	10	EV
------	-----	---------	-------	----	----

Model S 75kWh

A-1	98	97/100	\$650	10	EV
-----	----	--------	-------	----	----

Model S P100D

A-1	98	92/105	\$650	10	EV
-----	----	--------	-------	----	----

SMALL STATION WAGONS

AUDI

allroad quattro

AM-S7, 2.0L, 4cyl	25	22/30	\$1,800	5	P T SS
-------------------	----	-------	---------	---	--------

BMW

328d xDrive Sports Wagon

A-S8, 2.0L, 4cyl	34	30/40	\$1,400	6	D T
------------------	----	-------	---------	---	-----

330i xDrive Sports Wagon

A-S8, 2.0L, 4cyl	27	23/33	\$1,700	6	P T SS
------------------	----	-------	---------	---	--------

BUICK

Regal TourX AWD

A-S8, 2.0L, 4cyl	24	21/29	\$1,900	5	PR T SS
------------------	----	-------	---------	---	---------

CHEVROLET

Bolt EV

▶A-1	119	128/110	\$550	10	EV
------	-----	---------	-------	----	----

Sonic 5

A-S6, 1.4L, 4cyl	30	27/35	\$1,200	7	T
------------------	----	-------	---------	---	---

M-6, 1.4L, 4cyl	32	28/37	\$1,100	7	T
-----------------	----	-------	---------	---	---

A-S6, 1.8L, 4cyl	28	25/34	\$1,250	6	
------------------	----	-------	---------	---	--

M-5, 1.8L, 4cyl	29	26/35	\$1,250	6	
-----------------	----	-------	---------	---	--

FIAT

500 L

A-6, 1.4L, 4cyl	25	22/30	\$1,800	5	P T
-----------------	----	-------	---------	---	-----

HONDA

Fit

AM-S7, 1.5L, 4cyl	33	31/36	\$1,100	8	
-------------------	----	-------	---------	---	--

AV, 1.5L, 4cyl	36	33/40	\$1,000	8	
----------------	----	-------	---------	---	--

M-6, 1.5L, 4cyl	31	29/36	\$1,150	7	
-----------------	----	-------	---------	---	--

HR-V AWD

AV, 1.8L, 4cyl	29	27/31	\$1,250	6	
----------------	----	-------	---------	---	--

AV-S7, 1.8L, 4cyl	29	27/31	\$1,250	6	
-------------------	----	-------	---------	---	--

Manufacturer Model Configuration (trans, eng size, cyl)	MPG		Annual Fuel Cost	GHG Rating	Notes
	Comb	City/Hwy			

HR-V FWD

AV, 1.8L, 4cyl	31	28/34	\$1,150	7	
----------------	----	-------	---------	---	--

AV-S7, 1.8L, 4cyl	31	28/34	\$1,150	7	
-------------------	----	-------	---------	---	--

M-6, 1.8L, 4cyl	28	25/33	\$1,250	6	
-----------------	----	-------	---------	---	--

KIA

Niro

AM-6, 1.6L, 4cyl	49	51/46	\$750	10	HEV SS
------------------	----	-------	-------	----	--------

Niro FE

▶AM-6, 1.6L, 4cyl	50	52/49	\$700	10	HEV SS
-------------------	----	-------	-------	----	--------

Niro Plug-in Hybrid

AM-6, 1.6L, 4cyl	See page 40				PHEV SS
------------------	-------------	--	--	--	---------

Niro Touring

AM-6, 1.6L, 4cyl	43	46/40	\$850	9	HEV SS
------------------	----	-------	-------	---	--------

Soul

A-S6, 1.6L, 4cyl	27	25/30	\$1,300	6	
------------------	----	-------	---------	---	--

AM-7, 1.6L, 4cyl	28	26/31	\$1,250	6	T
------------------	----	-------	---------	---	---

M-6, 1.6L, 4cyl	27	24/30	\$1,300	6	
-----------------	----	-------	---------	---	--

A-S6, 2.0L, 4cyl	27	25/30	\$1,300	6	
------------------	----	-------	---------	---	--

Soul Electric

A-1	108	124/93	\$600	10	EV
-----	-----	--------	-------	----	----

NISSAN

Rogue Sport AWD

AV-S7, 2.0L, 4cyl	27	24/30	\$1,300	6	
-------------------	----	-------	---------	---	--

Rogue Sport FWD

AV-S7, 2.0L, 4cyl	28	25/32	\$1,250	6	
-------------------	----	-------	---------	---	--

SUBARU

Impreza 5-Door

AV-S7, 2.0L, 4cyl	31	28/37	\$1,150	7	
-------------------	----	-------	---------	---	--

M-5, 2.0L, 4cyl	26	24/31	\$1,350	5	
-----------------	----	-------	---------	---	--

Impreza Sport 5-Door

AV-S7, 2.0L, 4cyl	30	27/35	\$1,200	7	
-------------------	----	-------	---------	---	--

M-5, 2.0L, 4cyl	25	22/30	\$1,400	5	
-----------------	----	-------	---------	---	--

VOLKSWAGEN

Golf Alltrack

AM-S6, 1.8L, 4cyl	25	22/30	\$1,400	5	T
-------------------	----	-------	---------	---	---

M-6, 1.8L, 4cyl	24	21/30	\$1,500	5	T
-----------------	----	-------	---------	---	---

Golf SportWagen

A-S6, 1.8L, 4cyl	28	24/33	\$1,250	6	T
------------------	----	-------	---------	---	---

M-5, 1.8L, 4cyl	29	25/34	\$1,250	6	T
-----------------	----	-------	---------	---	---

Golf SportWagen 4motion

AM-S6, 1.8L, 4cyl	24	22/29	\$1,500	5	T
-------------------	----	-------	---------	---	---

M-6, 1.8L, 4cyl	25	22/31	\$1,400	5	T
-----------------	----	-------	---------	---	---

VOLVO

V60 AWD

A-S8, 2.0L, 4cyl	26	22/33	\$1,350	5	T SS
------------------	----	-------	---------	---	------

A-S8, 2.0L, 4cyl	26	22/32	\$1,750	5	PR T S SS
------------------	----	-------	---------	---	-----------

V60 CC AWD

A-S8, 2.0L, 4cyl	25	22/30	\$1,400	5	T SS
------------------	----	-------	---------	---	------

Manufacturer Model Configuration (trans, eng size, cyl)	MPG		Annual Fuel Cost	GHG Rating	Notes
	Comb	City/Hwy			

V60 FWD

A-S8, 2.0L, 4cyl	29	25/36	\$1,250	6	T SS
------------------	----	-------	---------	---	------

V60 Polestar AWD

A-S8, 2.0L, 4cyl	22	20/27	\$2,050	4	PR T S SS
------------------	----	-------	---------	---	-----------

MIDSIZE STATION WAGONS

JAGUAR

XF Sportbrake AWD

A-S8, 3.0L, 6cyl	21	18/25	\$2,150	4	P S SS
------------------	----	-------	---------	---	--------

MERCEDES-BENZ

AMG E63 S 4matic (wagon)

A-9, 4.0L, 8cyl	18	16/22	\$2,500	3	PR T SS
-----------------	----	-------	---------	---	---------

AMG GLA45 4matic

AM-7, 2.0L, 4cyl	25	22/28	\$1,800	5	PR T SS
------------------	----	-------	---------	---	---------

E400 4matic (station wagon)

A-9, 3.0L, 6cyl	21	19/25	\$2,150	4	PR T SS
-----------------	----	-------	---------	---	---------

NISSAN

Murano AWD

AV-S7, 3.5L, 6cyl	24	21/28	\$1,500	5	
-------------------	----	-------	---------	---	--

Murano FWD

AV-S7, 3.5L, 6cyl	24	21/28	\$1,500	5	
-------------------	----	-------	---------	---	--

VOLVO

V90 AWD

A-S8, 2.0L, 4cyl	25	22/31	\$1,800	5	PR T S SS
------------------	----	-------	---------	---	-----------

V90 CC AWD

A-S8, 2.0L, 4cyl	26	23/31	\$1,750	5	PR T SS
------------------	----	-------	---------	---	---------

A-S8, 2.0L, 4cyl	25	22/29	\$1,800	5	PR T S SS
------------------	----	-------	---------	---	-----------

V90 FWD

▶A-S8, 2.0L, 4cyl	27	24/34	\$1,700	6	PR T SS
-------------------	----	-------	---------	---	---------

SMALL PICKUP TRUCKS 2WD

CHEVROLET

Colorado 2WD

A-6, 2.5L, 4cyl	22	20/26	\$1,600	4	
-----------------	----	-------	---------	---	--

M-6, 2.5L, 4cyl	22	20/26	\$1,600	4	
-----------------	----	-------	---------	---	--

▶A-6, 2.8L, 4cyl	25	22/30	\$1,850	4	D T
------------------	----	-------	---------	---	-----

A-8, 3.6L, 6cyl	20	18/25	\$1,800	4	
-----------------	----	-------	---------	---	--

GMC

Canyon 2WD

A-6, 2.5L, 4cyl	22	20/26	\$1,600	4	
-----------------	----	-------	---------	---	--

M-6, 2.5L, 4cyl	22	20/26	\$1,600	4	
-----------------	----	-------	---------	---	--

▶A-6, 2.8L, 4cyl	25	22/30	\$1,850	4	D T
------------------	----	-------	---------	---	-----

A-8, 3.6L, 6cyl	20	18/25	\$1,800	4	
-----------------	----	-------	---------	---	--

HONDA

Ridgeline FWD

A-6, 3.5L, 6cyl	22	19/26	\$1,600	4	
-----------------	----	-------	---------	---	--

Manufacturer Model Configuration (trans, eng size, cyl)	MPG		Annual Fuel Cost	GHG Rating	Notes
	Comb	City/Hwy			

NISSAN

Frontier 2WD

A-5, 2.5L, 4cyl	19	17/22	\$1,850	3	
-----------------	----	-------	---------	---	--

M-5, 2.5L, 4cyl	21	19/23	\$1,700	4	
-----------------	----	-------	---------	---	--

A-5, 4.0L, 6cyl	19	16/23	\$1,850	3	
-----------------	----	-------	---------	---	--

M-6, 4.0L, 6cyl	19	16/22	\$1,850	3	
-----------------	----	-------	---------	---	--

Frontier 2WD FFV

A-5, 4.0L, 6cyl	18	16/22	\$2,000	3	Gas
-----------------	----	-------	---------	---	-----

	13	11/16	\$2,700	3	E85
--	----	-------	---------	---	-----

TOYOTA

Tacoma 2WD

A-S6, 2.7L, 4cyl	21	20/23	\$1,700	4	
------------------	----	-------	---------	---	--

A-S6, 3.5L, 6cyl	21	19/24	\$1,700	4	
------------------	----	-------	---------	---	--

SMALL PICKUP TRUCKS 4WD

CHEVROLET

Colorado 4WD

A-6, 2.5L, 4cyl	21	19/24	\$1,700	4	
-----------------	----	-------	---------	---	--

A-6, 2.8L, 4cyl	23	20/28	\$2,050	4	D T
-----------------	----	-------	---------	---	-----

A-8, 3.6L, 6cyl	19	17/24	\$1,850	3	
-----------------	----	-------	---------	---	--

Colorado ZR2 4WD

A-6, 2.8L, 4cyl	20	19/22	\$2,350	3	D T
-----------------	----	-------	---------	---	-----

A-8, 3.6L, 6cyl	17	16/18	\$2,100	3	
-----------------	----	-------	---------	---	--

GMC

Canyon 4WD

A-6, 2.5L, 4cyl	21	19/24	\$1,700	4	
-----------------	----	-------	---------	---	--

A-6, 2.8L, 4cyl	23	20/28	\$2,050	4	D T
-----------------	----	-------	---------	---	-----

A-8, 3.6L, 6cyl	19	17/24	\$1,850	3	
-----------------	----	-------	---------	---	--

NISSAN

Frontier 4WD

A-5, 4.0L, 6cyl	17	15/21	\$2,100	3	PT4WD
-----------------	----	-------	---------	---	-------

M-6, 4.0L, 6cyl	18	16/21	\$2,000	3	PT4WD
-----------------	----	-------	---------	---	-------

Frontier 4WD FFV

A-5, 4.0L, 6cyl	17	15/21	\$2,100	3	Gas
-----------------	----	-------	---------	---	-----

	12	11/15	\$2,950	3	E85
--	----	-------	---------	---	-----

TOYOTA

Tacoma 4WD

A-S6, 2.7L, 4cyl	20	19/22	\$1,800	4	PT4WD
------------------	----	-------	---------	---	-------

A-S6, 3.5L, 6cyl	20	18/22	\$1,800	4	PT4WD
------------------	----	-------	---------	---	-------

M-6, 3.5L, 6cyl	18	17/21	\$2,000	3	PT4WD
-----------------	----	-------	---------	---	-------

Tacoma 4WD Double Cab Off-Road

M-6, 3.5L, 6cyl	18	17/20	\$2,000	3	PT4WD
-----------------	----	-------	---------	---	-------

STANDARD PICKUP TRUCKS 2WD

CHEVROLET

Silverado 15 Hybrid 2WD

A-8, 5.3L, 8cyl	20	18/24	\$1,800	4	HEV SS
-----------------	----	-------	---------	---	--------

Manufacturer Model Configuration (trans, eng size, cyl)	MPG		Annual Fuel Cost	GHG Rating	Notes
	Comb	City/Hwy			

Silverado C15 2WD

A-6, 4.3L, 6cyl	20	18/24	\$1,800	4	Gas
	14	12/16	\$2,500	3	E85
A-6, 5.3L, 8cyl	19	16/23	\$1,850	3	
A-6, 5.3L, 8cyl	19	16/23	\$1,850	3	Gas
	14	12/17	\$2,500	4	E85
A-8, 5.3L, 8cyl	18	16/22	\$2,000	3	
A-8, 6.2L, 8cyl	17	15/21	\$2,650	3	PR

FORD

F150 2.7L 2WD GVWR>6649 LBS

A-S10, 2.7L, 6cyl	21	19/25	\$1,700	4	T SS
-------------------	----	-------	---------	---	------

F150 2WD BASE PAYLOAD LT TIRE

A-S10, 2.7L, 6cyl	22	20/25	\$1,600	4	T SS
A-S10, 3.0L, 6cyl	24	22/28	\$1,950	4	D T SS
A-S6, 3.3L, 6cyl	21	19/24	\$1,700	4	SS
A-S10, 3.5L, 6cyl	19	17/22	\$1,850	3	T SS
A-S10, 5.0L, 8cyl	18	16/21	\$2,000	3	SS

F150 2WD FFV BASE PAYLOAD LT

A-S10, 5.0L, 8cyl	18	16/21	\$2,000	3	Gas
	14	12/17	\$2,500	4	E85

F150 2WD FFV BASE PAYLOAD LT TIRE

A-S6, 3.3L, 6cyl	21	19/24	\$1,700	4	Gas
	16	14/19	\$2,200	5	E85

F150 3.5L 2WD GVWR>7599 LBS

A-S10, 3.5L, 6cyl	19	17/21	\$1,850	3	T SS
-------------------	----	-------	---------	---	------

F150 5.0L 2WD FFV GVWR>7599 LBS

A-S10, 5.0L, 8cyl	17	16/20	\$2,100	3	Gas
	14	12/17	\$2,500	4	E85

F150 5.0L 2WD GVWR>7599 LBS

A-S10, 5.0L, 8cyl	17	16/20	\$2,100	3	SS
-------------------	----	-------	---------	---	----

F150 Pickup 2WD

A-S10, 2.7L, 6cyl	22	20/26	\$1,600	4	T SS
▶A-S10, 3.0L, 6cyl	25	22/30	\$1,850	4	D T SS
A-S6, 3.3L, 6cyl	22	19/25	\$1,600	4	SS
A-S10, 3.5L, 6cyl	21	18/25	\$1,700	4	T SS
A-S10, 5.0L, 8cyl	19	17/23	\$1,850	3	SS

F150 Pickup 2WD FFV

A-S6, 3.3L, 6cyl	22	20/25	\$1,600	4	Gas
	16	14/19	\$2,200	5	E85
A-S10, 5.0L, 8cyl	19	17/23	\$1,850	3	Gas
	14	12/17	\$2,500	4	E85

GMC

Sierra 15 Hybrid 2WD

A-8, 5.3L, 8cyl	20	18/24	\$1,800	4	HEV SS
-----------------	----	-------	---------	---	--------

Sierra C15 2WD

A-6, 4.3L, 6cyl	20	18/24	\$1,800	4	Gas
	14	12/16	\$2,500	3	E85
A-6, 5.3L, 8cyl	19	16/23	\$1,850	3	
A-6, 5.3L, 8cyl	19	16/23	\$1,850	3	Gas
	14	12/17	\$2,500	4	E85
A-8, 5.3L, 8cyl	18	16/22	\$2,000	3	
A-8, 6.2L, 8cyl	17	15/21	\$2,650	3	PR

Manufacturer Model Configuration (trans, eng size, cyl)	MPG		Annual Fuel Cost	GHG Rating	Notes
	Comb	City/Hwy			

NISSAN

Titan 2WD

A-S7, 5.6L, 8cyl	18	15/21	\$2,000	3	
------------------	----	-------	---------	---	--

RAM

1500 2WD

A-8, 3.0L, 6cyl	23	20/27	\$2,050	4	D T
A-8, 3.6L, 6cyl	20	17/25	\$1,800	4	Gas
	14	12/17	\$2,500	4	E85
A-8, 5.7L, 8cyl	17	15/22	\$2,450	3	Mid

TOYOTA

Tundra 2WD

A-S6, 4.6L, 8cyl	16	15/19	\$2,200	2	
A-S6, 5.7L, 8cyl	15	13/18	\$2,350	2	

STANDARD PICKUP TRUCKS 4WD

CHEVROLET

Silverado 15 Hybrid 4WD

A-8, 5.3L, 8cyl	18	16/21	\$2,000	3	HEV SS
-----------------	----	-------	---------	---	--------

Silverado K15 4WD

A-6, 4.3L, 6cyl	19	17/22	\$1,850	3	Gas
	13	12/15	\$2,700	3	E85
A-6, 5.3L, 8cyl	18	16/22	\$2,000	3	
A-6, 5.3L, 8cyl	18	16/22	\$2,000	3	Gas
	13	11/16	\$2,700	3	E85
A-8, 5.3L, 8cyl	17	15/20	\$2,100	3	
A-8, 6.2L, 8cyl	17	15/20	\$2,650	3	PR

FORD

F150 2.7L 4WD GVWR>6799 LBS

A-S10, 2.7L, 6cyl	21	19/24	\$1,700	4	T PT4WD SS
-------------------	----	-------	---------	---	------------

F150 3.5L 4WD GVWR>7599 LBS

A-S10, 3.5L, 6cyl	18	16/21	\$2,000	3	T PT4WD SS
-------------------	----	-------	---------	---	------------

F150 4WD BASE PAYLOAD LT TIRE

A-S10, 2.7L, 6cyl	20	18/23	\$1,800	4	T PT4WD SS
A-S10, 3.0L, 6cyl	22	20/25	\$2,150	3	D T PT4WD SS
A-S6, 3.3L, 6cyl	19	17/22	\$1,850	3	PT4WD SS
A-S10, 3.5L, 6cyl	19	17/22	\$1,850	3	T PT4WD SS
A-S10, 5.0L, 8cyl	17	16/20	\$2,100	3	PT4WD SS

F150 4WD FFV BASE PAYLOAD LT

A-S10, 5.0L, 8cyl	17	16/20	\$2,100	3	Gas
	13	12/15	\$2,700	3	E85

F150 4WD FFV BASE PAYLOAD LT TIRE

A-S6, 3.3L, 6cyl	19	17/22	\$1,850	3	Gas
	15	14/17	\$2,350	4	E85

F150 5.0L 4WD FFV GVWR>7599 LBS

A-S10, 5.0L, 8cyl	17	15/19	\$2,100	3	Gas
	13	11/14	\$2,700	3	E85

F150 5.0L 4WD GVWR>7599 LBS

A-S10, 5.0L, 8cyl	17	15/19	\$2,100	3	PT4WD SS
-------------------	----	-------	---------	---	----------

Manufacturer Model Configuration (trans, eng size, cyl)	MPG		Annual Fuel Cost	GHG Rating	Notes
	Comb	City/Hwy			

F150 Pickup 4WD

A-S10, 2.7L, 6cyl	21	19/24	\$1,700	4	T PT4WD SS
A-S10, 3.0L, 6cyl	22	20/25	\$2,150	3	D T PT4WD SS
A-S6, 3.3L, 6cyl	20	18/23	\$1,800	4	PT4WD SS
A-S10, 3.5L, 6cyl	19	17/23	\$1,850	3	T PT4WD SS
A-S10, 5.0L, 8cyl	18	16/22	\$2,000	3	PT4WD SS

F150 Pickup 4WD FFV

A-S6, 3.3L, 6cyl	20	18/23	\$1,800	4	Gas
	15	13/17	\$2,350	4	E85
A-S10, 5.0L, 8cyl	18	16/22	\$2,000	3	Gas
	13	12/15	\$2,700	3	E85

F150 Pickup 4WD XL/XLT

A-S10, 3.0L, 6cyl	24	21/28	\$1,950	4	D T PT4WD SS
-------------------	----	-------	---------	---	--------------

F150 RAPTOR 4WD

A-S10, 3.5L, 6cyl	16	15/18	\$2,200	2	T PT4WD SS
-------------------	----	-------	---------	---	------------

GMC

Sierra 15 Hybrid 4WD

A-8, 5.3L, 8cyl	18	16/21	\$2,000	3	HEV SS
-----------------	----	-------	---------	---	--------

Sierra K15 4WD

A-6, 4.3L, 6cyl	19	17/22	\$1,850	3	Gas
	13	12/15	\$2,700	3	E85
A-6, 5.3L, 8cyl	18	16/22	\$2,000	3	
A-6, 5.3L, 8cyl	18	16/22	\$2,000	3	Gas
	13	11/16	\$2,700	3	E85
A-8, 5.3L, 8cyl	17	15/20	\$2,100	3	
A-8, 6.2L, 8cyl	17	15/20	\$2,650	3	PR

HONDA

Ridgeline AWD

A-6, 3.5L, 6cyl	21	18/25	\$1,700	4	
-----------------	----	-------	---------	---	--

NISSAN

Titan 4WD

A-S7, 5.6L, 8cyl	18	15/21	\$2,000	3	PT4WD
------------------	----	-------	---------	---	-------

Titan 4WD PRO4X

A-S7, 5.6L, 8cyl	17	15/20	\$2,100	3	PT4WD
------------------	----	-------	---------	---	-------

RAM

1500 4WD

A-8, 3.0L, 6cyl	22	19/27	\$2,150	3	D T
A-8, 3.6L, 6cyl	19	16/23	\$1,850	3	Gas
	13	11/16	\$2,700	3	E85
A-6, 5.7L, 8cyl	14	13/18	\$3,000	1	Mid
A-8, 5.7L, 8cyl	17	15/21	\$2,450	3	Mid

TOYOTA

Tundra 4WD

A-S6, 4.6L, 8cyl	16	14/18	\$2,200	2	PT4WD
A-S6, 5.7L, 8cyl	14	13/17	\$2,550	1	PT4WD

Tundra 4WD FFV

A-S6, 5.7L, 8cyl	15	13/17	\$2,350	2	Gas
	10	9/12	\$3,500	1	E85

Manufacturer Model Configuration (trans, eng size, cyl)	MPG		Annual Fuel Cost	GHG Rating	Notes
	Comb	City/Hwy			

VANS, PASSENGER TYPE

FORD

Transit T150 Wagon

A-S6, 3.5L, 6cyl	16	15/18	\$2,200	2	T
A-S6, 3.7L, 6cyl	16	14/18	\$2,200	2	

Transit T150 Wagon FFV

A-S6, 3.7L, 6cyl	16	14/18	\$2,200	2	Gas
	11	10/13	\$3,200	2	E85

SPECIAL PURPOSE VEHICLES 2WD

CADILLAC

XTS Hearse

A-S6, 3.6L, 6cyl	17	15/21	\$2,100	3	
------------------	----	-------	---------	---	--

XTS Limo

A-S6, 3.6L, 6cyl	17	15/21	\$2,100	3	Tax
------------------	----	-------	---------	---	-----

CHEVROLET

City Express Cargo Van

AV, 2.0L, 4cyl	25	24/26	\$1,400	5	
----------------	----	-------	---------	---	--

Colorado Cab Chassis 2WD

A-8, 3.6L, 6cyl	15	15/15	\$2,350	2	
-----------------	----	-------	---------	---	--

Silverado C15 Cab Chassis 2WD

A-6, 5.3L, 8cyl	17	15/20	\$2,100	3	
-----------------	----	-------	---------	---	--

FORD

Transit Connect Van 2WD

A-S6, 2.5L, 4cyl	23	20/27	\$1,550	5	
------------------	----	-------	---------	---	--

Transit Connect Van FFV

A-S6, 2.5L, 4cyl	23	20/27	\$1,550	5	Gas
	17	15/20	\$2,050	5	E85

Transit Connect Wagon FFV

A-S6, 2.5L, 4cyl	22	19/27	\$1,600	4	Gas
	16	14/19	\$2,200	5	E85

Transit Connect Wagon FWD

A-S6, 2.5L, 4cyl	22	19/27	\$1,600	4	
------------------	----	-------	---------	---	--

Transit Connect Wagon LWB FFV

A-S6, 2.5L, 4cyl	22	19/27	\$1,600	4	Gas
	16	14/19	\$2,200	5	E85

Transit Connect Wagon LWB FWD

A-S6, 2.5L, 4cyl	22	19/27	\$1,600	4	
------------------	----	-------	---------	---	--

GMC

Canyon Cab Chassis 2WD

A-8, 3.6L, 6cyl	15	15/15	\$2,350	2	
-----------------	----	-------	---------	---	--

Sierra C15 Cab Chassis 2WD

A-6, 5.3L, 8cyl	17	15/20	\$2,100	3	
-----------------	----	-------	---------	---	--

MERCEDES-BENZ

Metris (Cargo Van)

A-7, 2.0L, 4cyl	22	21/24	\$2,050	4	PR T
-----------------	----	-------	---------	---	------

Metris (Cargo Van, LWB)

A-7, 2.0L, 4cyl	22	21/24	\$2,050	4	PR T
-----------------	----	-------	---------	---	------

Manufacturer Model Configuration (trans, eng size, cyl)	MPG		Annual Fuel Cost	GHG Rating	Notes
	Comb	City/Hwy			

Metris (Passenger Van)

A-7, 2.0L, 4cyl	21	19/23	\$2,150	4	PR T
-----------------	----	-------	---------	---	------

NISSAN

NV200 Cargo Van

AV, 2.0L, 4cyl	25	24/26	\$1,400	5	
----------------	----	-------	---------	---	--

NV200 NYC Taxi

AV, 2.0L, 4cyl	24	23/26	\$1,500	5	
----------------	----	-------	---------	---	--

RAM

Promaster City

A-9, 2.4L, 4cyl	24	21/28	\$1,500	5	
-----------------	----	-------	---------	---	--

SPECIAL PURPOSE VEHICLES 4WD

CHEVROLET

Silverado K15 Cab Chassis 4WD

A-6, 5.3L, 8cyl	17	15/19	\$2,100	3	
-----------------	----	-------	---------	---	--

GMC

Sierra K15 Cab Chassis 4WD

A-6, 5.3L, 8cyl	17	15/19	\$2,100	3	
-----------------	----	-------	---------	---	--

LINCOLN

MKT Hearse AWD

A-6, 3.5L, 6cyl	17	14/21	\$2,100	3	T
-----------------	----	-------	---------	---	---

MKT Limo AWD

A-6, 3.5L, 6cyl	16	14/21	\$2,200	2	T
-----------------	----	-------	---------	---	---

MKT Livery AWD

A-6, 3.7L, 6cyl	18	16/23	\$2,000	3	
-----------------	----	-------	---------	---	--

MINIVANS 2WD

CHRYSLER

Pacifica

▶A-9, 3.6L, 6cyl	22	19/28	\$1,600	4	SS
------------------	----	-------	---------	---	----

▶A-9, 3.6L, 6cyl	22	18/28	\$1,600	4	
------------------	----	-------	---------	---	--

Pacifica Hybrid

▶AV, 3.6L, 6cyl	See page 40				PHEV SS
-----------------	-------------	--	--	--	---------

DODGE

Grand Caravan

A-6, 3.6L, 6cyl	20	17/25	\$1,800	4	
-----------------	----	-------	---------	---	--

A-6, 3.6L, 6cyl	20	17/25	\$1,800	4	Gas
-----------------	----	-------	---------	---	-----

	14	12/18	\$2,500	4	E85
--	----	-------	---------	---	-----

HONDA

Odyssey

▶A-S10, 3.5L, 6cyl	22	19/28	\$1,600	4	SS
--------------------	----	-------	---------	---	----

▶A-S9, 3.5L, 6cyl	22	19/28	\$1,600	4	
-------------------	----	-------	---------	---	--

KIA

Sedona

A-S6, 3.3L, 6cyl	20	18/24	\$1,800	4	
------------------	----	-------	---------	---	--

Manufacturer Model Configuration (trans, eng size, cyl)	MPG		Annual Fuel Cost	GHG Rating	Notes
	Comb	City/Hwy			

Sedona SX

A-S6, 3.3L, 6cyl	21	18/25	\$1,700	4	
------------------	----	-------	---------	---	--

Sedona SXL

A-S6, 3.3L, 6cyl	19	17/22	\$1,850	3	
------------------	----	-------	---------	---	--

TOYOTA

Sienna 2WD

▶A-S8, 3.5L, 6cyl	22	19/27	\$1,600	4	
-------------------	----	-------	---------	---	--

MINIVANS 4WD

TOYOTA

Sienna AWD

A-S8, 3.5L, 6cyl	20	18/24	\$1,800	4	
------------------	----	-------	---------	---	--

SMALL SPORT UTILITY VEHICLES 2WD

ACURA

MDX FWD

A-S9, 3.5L, 6cyl	23	20/27	\$2,000	5	P SS
------------------	----	-------	---------	---	------

A-S9, 3.5L, 6cyl	22	19/27	\$2,050	4	P
------------------	----	-------	---------	---	---

RDX FWD

A-S6, 3.5L, 6cyl	23	20/28	\$2,000	5	P
------------------	----	-------	---------	---	---

BUICK

Encore

A-S6, 1.4L, 4cyl	30	27/33	\$1,200	7	T SIDI SS
------------------	----	-------	---------	---	-----------

A-S6, 1.4L, 4cyl	28	25/33	\$1,250	6	T
------------------	----	-------	---------	---	---

Envision FWD

A-6, 2.5L, 4cyl	25	22/29	\$1,400	5	SS
-----------------	----	-------	---------	---	----

BYD

e6

▶A-1	72	73/71	\$900	10	EV
------	----	-------	-------	----	----

CADILLAC

XT5

A-S8, 3.6L, 6cyl	22	19/26	\$1,600	4	SS
------------------	----	-------	---------	---	----

CHEVROLET

Equinox FWD

A-6, 1.5L, 4cyl	28	26/32	\$1,250	6	T SS
-----------------	----	-------	---------	---	------

A-6, 1.6L, 4cyl	32	28/39	\$1,450	6	D T SS
-----------------	----	-------	---------	---	--------

A-9, 2.0L, 4cyl	25	22/29	\$1,800	5	PR T SS
-----------------	----	-------	---------	---	---------

Trax

A-S6, 1.4L, 4cyl	28	25/33	\$1,250	6	T
------------------	----	-------	---------	---	---

DODGE

Journey

A-4, 2.4L, 4cyl	21	19/25	\$1,700	4	
-----------------	----	-------	---------	---	--

A-6, 3.6L, 6cyl	19	17/25	\$1,850	3	Gas
-----------------	----	-------	---------	---	-----

	14	12/18	\$2,500	4	E85
--	----	-------	---------	---	-----

Manufacturer Model Configuration (trans, eng size, cyl)	MPG		Annual Fuel Cost	GHG Rating	Notes
	Comb	City/Hwy			
FIAT					
500 X					
M-6, 1.4L, 4cyl	28	25/33	\$1,600	6	P T
A-9, 2.4L, 4cyl	25	22/30	\$1,400	5	
FORD					
EcoSport FWD					
A-S6, 1.0L, 3cyl	28	27/29	\$1,250	6	T SS
Edge FWD					
A-S6, 2.0L, 4cyl	24	21/29	\$1,500	5	T SS
A-S6, 2.0L, 4cyl	24	20/29	\$1,500	5	T
A-S6, 3.5L, 6cyl	20	17/26	\$1,800	4	
Escape FWD					
A-S6, 1.5L, 4cyl	26	23/30	\$1,350	5	T SS
A-S6, 2.0L, 4cyl	24	21/28	\$1,500	5	T SS
A-S6, 2.5L, 4cyl	24	21/29	\$1,500	5	
Escape FWD FFV					
A-S6, 2.5L, 4cyl	24	21/29	\$1,500	5	Gas
	18	15/22	\$1,950	5	E85
GMC					
Terrain FWD					
A-9, 1.5L, 4cyl	28	26/30	\$1,250	6	T SS
A-6, 1.6L, 4cyl	32	28/39	\$1,450	6	D T SS
A-9, 2.0L, 4cyl	24	22/28	\$1,900	5	PR T SS
HONDA					
CR-V FWD					
AV, 1.5L, 4cyl	30	28/34	\$1,200	7	T
AV, 2.4L, 4cyl	28	26/32	\$1,250	6	
Pilot FWD					
A-6, 3.5L, 6cyl	22	19/27	\$1,600	4	
A-S9, 3.5L, 6cyl	23	20/27	\$1,550	5	SS
HYUNDAI					
Kona FWD					
AM-7, 1.6L, 4cyl	30	28/32	\$1,200	7	T
A-S6, 2.0L, 4cyl	30	27/33	\$1,200	7	
Santa Fe FWD					
A-S6, 3.3L, 6cyl	21	18/25	\$1,700	4	
Santa Fe Sport FWD					
A-S6, 2.0L, 4cyl	23	20/28	\$1,550	5	T
A-S6, 2.4L, 4cyl	24	21/27	\$1,500	5	
Santa Fe Sport Ultimate FWD					
A-S6, 2.0L, 4cyl	23	20/27	\$1,550	5	T
Santa Fe Ultimate FWD					
A-S6, 3.3L, 6cyl	20	17/23	\$1,800	4	
Tucson FWD					
AM-7, 1.6L, 4cyl	27	25/30	\$1,300	6	T
A-S6, 2.0L, 4cyl	26	23/30	\$1,350	5	
A-S6, 2.4L, 4cyl	24	21/28	\$1,500	5	

Manufacturer Model Configuration (trans, eng size, cyl)	MPG		Annual Fuel Cost	GHG Rating	Notes
	Comb	City/Hwy			
INFINITI					
QX60 FWD					
AV-S7, 3.5L, 6cyl	22	20/27	\$2,050	4	P
JEEP					
Cherokee FWD					
A-9, 2.4L, 4cyl	25	21/30	\$1,400	5	
A-9, 2.4L, 4cyl	25	21/30	\$1,400	5	Gas
	18	15/22	\$1,950	5	E85
A-9, 3.2L, 6cyl	24	21/29	\$1,750	5	Mid SS
Compass FWD					
A-6, 2.4L, 4cyl	25	22/31	\$1,400	5	SS
M-6, 2.4L, 4cyl	26	23/32	\$1,350	5	
Renegade 2WD					
M-6, 1.4L, 4cyl	26	24/31	\$1,750	5	T
A-9, 2.4L, 4cyl	25	22/30	\$1,400	5	
A-9, 2.4L, 4cyl	25	22/30	\$1,400	5	Gas
	19	16/23	\$1,850	6	E85
KIA					
Sorento FWD					
A-S6, 2.0L, 4cyl	23	20/27	\$1,550	5	T
A-S6, 2.4L, 4cyl	24	21/28	\$1,500	5	
A-S6, 3.3L, 6cyl	20	18/25	\$1,800	4	
Sportage FE FWD					
A-S6, 2.4L, 4cyl	26	23/30	\$1,350	5	
Sportage FWD					
A-S6, 2.0L, 4cyl	23	21/26	\$1,550	5	T
A-S6, 2.4L, 4cyl	25	22/29	\$1,400	5	
LEXUS					
NX 300					
A-S6, 2.0L, 4cyl	25	22/28	\$1,800	5	PR T
RX 350					
A-S8, 3.5L, 6cyl	23	20/27	\$1,550	5	
RX 350 L					
A-S8, 3.5L, 6cyl	22	19/26	\$1,600	4	
LINCOLN					
MKC FWD					
A-S6, 2.0L, 4cyl	23	21/28	\$1,550	5	T SS
MKX FWD					
A-S6, 2.7L, 6cyl	20	18/25	\$1,800	4	T
A-S6, 3.7L, 6cyl	20	17/25	\$1,800	4	
MAZDA					
CX-5 2WD					
A-S6, 2.2L, 4cyl	29	28/31	\$1,600	5	D T
A-S6, 2.5L, 4cyl	28	25/31	\$1,250	6	
CX-9 2WD					
A-S6, 2.5L, 4cyl	24	22/28	\$1,500	5	T

Manufacturer Model Configuration (trans, eng size, cyl)	MPG		Annual Fuel Cost	GHG Rating	Notes
	Comb	City/Hwy			

MERCEDES-BENZ

GLA250

AM-7, 2.0L, 4cyl	27	24/33	\$1,700	6	PR T SS
------------------	----	-------	---------	---	---------

GLC300

A-9, 2.0L, 4cyl	24	22/28	\$1,900	5	PR T SS
-----------------	----	-------	---------	---	---------

MITSUBISHI

Eclipse Cross 2WD

AV-S8, 1.5L, 4cyl	26	25/28	\$1,350	5	T
-------------------	----	-------	---------	---	---

Eclipse Cross ES 2WD

AV-S8, 1.5L, 4cyl	27	26/29	\$1,300	6	T
-------------------	----	-------	---------	---	---

Outlander 2WD

AV-S6, 2.4L, 4cyl	27	25/30	\$1,300	6	
-------------------	----	-------	---------	---	--

Outlander Sport 2WD

AV-S6, 2.0L, 4cyl	27	24/30	\$1,300	6	
-------------------	----	-------	---------	---	--

M-5, 2.0L, 4cyl	25	23/29	\$1,400	5	
-----------------	----	-------	---------	---	--

AV-S6, 2.4L, 4cyl	25	23/29	\$1,400	5	
-------------------	----	-------	---------	---	--

NISSAN

Pathfinder 2WD

AV, 3.5L, 6cyl	23	20/27	\$1,550	5	
----------------	----	-------	---------	---	--

Rogue FWD

AV, 2.5L, 4cyl	29	26/33	\$1,250	6	
----------------	----	-------	---------	---	--

Rogue Hybrid FWD

AV-S7, 2.0L, 4cyl	34	33/35	\$1,050	8	HEV SS
-------------------	----	-------	---------	---	--------

TOYOTA

Highlander

A-S6, 2.7L, 4cyl	22	20/24	\$1,600	4	
------------------	----	-------	---------	---	--

A-S8, 3.5L, 6cyl	23	20/27	\$1,550	5	
------------------	----	-------	---------	---	--

Highlander LE/XLE/SE/LTD

A-S8, 3.5L, 6cyl	23	21/27	\$1,550	5	SS
------------------	----	-------	---------	---	----

RAV4

A-S6, 2.5L, 4cyl	25	23/29	\$1,400	5	
------------------	----	-------	---------	---	--

RAV4 LE/XLE

A-S6, 2.5L, 4cyl	26	23/30	\$1,350	5	
------------------	----	-------	---------	---	--

VOLKSWAGEN

Atlas

A-S8, 2.0L, 4cyl	24	22/26	\$1,500	5	T SS
------------------	----	-------	---------	---	------

A-S8, 3.6L, 6cyl	20	18/25	\$1,800	4	SS
------------------	----	-------	---------	---	----

Tiguan

A-S8, 2.0L, 4cyl	24	22/27	\$1,500	5	T SS
------------------	----	-------	---------	---	------

Tiguan Limited

A-S6, 2.0L, 4cyl	23	20/26	\$2,000	5	P T
------------------	----	-------	---------	---	-----

SMALL SPORT UTILITY VEHICLES 4WD

ACURA

MDX AWD

A-S9, 3.5L, 6cyl	22	19/26	\$2,050	4	P SS
------------------	----	-------	---------	---	------

A-S9, 3.5L, 6cyl	21	18/26	\$2,150	4	P
------------------	----	-------	---------	---	---

Manufacturer Model Configuration (trans, eng size, cyl)	MPG		Annual Fuel Cost	GHG Rating	Notes
	Comb	City/Hwy			

MDX Hybrid AWD

AM-S7, 3.0L, 6cyl	27	26/27	\$1,700	6	P HEV SS
-------------------	----	-------	---------	---	----------

RDX AWD

A-S6, 3.5L, 6cyl	22	19/27	\$2,050	4	P
------------------	----	-------	---------	---	---

ALFA ROMEO

Stelvio AWD

A-8, 2.0L, 4cyl	24	22/28	\$1,900	5	P T SS
-----------------	----	-------	---------	---	--------

A-8, 2.9L, 6cyl	19	17/23	\$2,400	3	P T SS
-----------------	----	-------	---------	---	--------

AUDI

Q5

A-S7, 2.0L, 4cyl	25	23/27	\$1,800	5	P T SS
------------------	----	-------	---------	---	--------

SQ5

AM-S8, 3.0L, 6cyl	21	19/24	\$2,150	4	P T SS
-------------------	----	-------	---------	---	--------

BMW

X3 M40i

A-S8, 3.0L, 6cyl	23	20/27	\$2,000	5	P T SS
------------------	----	-------	---------	---	--------

X3 xDrive30i

A-S8, 2.0L, 4cyl	25	22/29	\$1,800	5	P T SS
------------------	----	-------	---------	---	--------

X4 M40i

A-S8, 3.0L, 6cyl	21	18/25	\$2,150	4	P T SS
------------------	----	-------	---------	---	--------

X4 xDrive28i

A-S8, 2.0L, 4cyl	23	20/28	\$2,000	5	P T SS
------------------	----	-------	---------	---	--------

BUICK

Encore AWD

A-S6, 1.4L, 4cyl	28	26/31	\$1,250	6	T
------------------	----	-------	---------	---	---

A-S6, 1.4L, 4cyl	27	24/30	\$1,300	6	T
------------------	----	-------	---------	---	---

Envision AWD

A-6, 2.0L, 4cyl	22	20/26	\$2,050	4	PR T SS
-----------------	----	-------	---------	---	---------

A-6, 2.5L, 4cyl	24	21/27	\$1,500	5	
-----------------	----	-------	---------	---	--

CADILLAC

XT5 AWD

A-S8, 3.6L, 6cyl	21	18/25	\$1,700	4	SS
------------------	----	-------	---------	---	----

CHEVROLET

Equinox AWD

A-6, 1.5L, 4cyl	26	24/30	\$1,350	5	T SS
-----------------	----	-------	---------	---	------

A-6, 1.6L, 4cyl	32	28/38	\$1,450	6	D T SS
-----------------	----	-------	---------	---	--------

A-9, 2.0L, 4cyl	24	22/28	\$1,900	5	PR T SS
-----------------	----	-------	---------	---	---------

Trax AWD

A-S6, 1.4L, 4cyl	27	24/30	\$1,300	6	T
------------------	----	-------	---------	---	---

DODGE

Journey AWD

A-6, 3.6L, 6cyl	19	16/24	\$1,850	3	
-----------------	----	-------	---------	---	--

FIAT

500 X AWD

A-9, 2.4L, 4cyl	24	21/29	\$1,500	5	
-----------------	----	-------	---------	---	--

Manufacturer Model Configuration (trans, eng size, cyl)	MPG		Annual Fuel Cost	GHG Rating	Notes
	Comb	City/Hwy			

FORD

EcoSport AWD

A-S6, 2.0L, 4cyl	25	23/29	\$1,400	5	SS
------------------	----	-------	---------	---	----

Edge AWD

A-S6, 2.0L, 4cyl	23	20/27	\$1,550	5	T
A-S6, 2.7L, 6cyl	20	17/24	\$1,800	4	T
A-S6, 3.5L, 6cyl	19	17/23	\$1,850	3	

Escape AWD

A-S6, 1.5L, 4cyl	24	22/28	\$1,500	5	T SS
A-S6, 2.0L, 4cyl	23	20/27	\$1,550	5	T SS

GMC

Terrain AWD

A-9, 1.5L, 4cyl	26	24/28	\$1,350	5	T SS
A-6, 1.6L, 4cyl	32	28/38	\$1,450	6	D T SS
A-9, 2.0L, 4cyl	23	21/26	\$2,000	5	PR T SS

HONDA

CR-V AWD

AV, 1.5L, 4cyl	29	27/33	\$1,250	6	T
AV, 2.4L, 4cyl	27	25/31	\$1,300	6	

Pilot AWD

A-6, 3.5L, 6cyl	21	18/26	\$1,700	4	
A-S9, 3.5L, 6cyl	22	19/26	\$1,600	4	SS

HYUNDAI

Kona AWD

AM-7, 1.6L, 4cyl	27	26/29	\$1,300	6	T
A-S6, 2.0L, 4cyl	27	25/30	\$1,300	6	

Santa Fe AWD

A-S6, 3.3L, 6cyl	20	18/24	\$1,800	4	
------------------	----	-------	---------	---	--

Santa Fe Sport AWD

A-S6, 2.0L, 4cyl	22	19/26	\$1,600	4	T
A-S6, 2.4L, 4cyl	22	20/26	\$1,600	4	

Santa Fe Sport Ultimate AWD

A-S6, 2.0L, 4cyl	21	19/24	\$1,700	4	T
------------------	----	-------	---------	---	---

Santa Fe Ultimate AWD

A-S6, 3.3L, 6cyl	19	17/22	\$1,850	3	
------------------	----	-------	---------	---	--

Tucson AWD

AM-7, 1.6L, 4cyl	25	24/28	\$1,400	5	T
A-S6, 2.0L, 4cyl	23	21/26	\$1,550	5	
A-S6, 2.4L, 4cyl	22	21/25	\$1,600	4	

INFINITI

QX60 AWD

AV-S7, 3.5L, 6cyl	22	19/26	\$2,050	4	P
-------------------	----	-------	---------	---	---

JAGUAR

E-Pace

A-S9, 2.0L, 4cyl	24	21/28	\$1,900	5	P T SS
------------------	----	-------	---------	---	--------

E-Pace (296 Hp)

A-S9, 2.0L, 4cyl	23	21/27	\$2,000	5	P T SS
------------------	----	-------	---------	---	--------

Manufacturer Model Configuration (trans, eng size, cyl)	MPG		Annual Fuel Cost	GHG Rating	Notes
	Comb	City/Hwy			

F-Pace

A-S8, 2.0L, 4cyl	29	26/33	\$1,600	5	D T SS
A-S8, 2.0L, 4cyl	24	22/27	\$1,900	5	PR T SS
A-S8, 3.0L, 6cyl	20	18/23	\$2,250	4	P S SS

F-Pace (296 Hp)

A-S8, 2.0L, 4cyl	24	22/27	\$1,900	5	P T SS
------------------	----	-------	---------	---	--------

JEEP

Cherokee 4WD

A-9, 2.4L, 4cyl	23	21/28	\$1,550	5	
A-9, 2.4L, 4cyl	23	21/28	\$1,550	5	Gas
	17	14/21	\$2,050	5	E85
A-9, 3.2L, 6cyl	23	20/27	\$1,800	5	Mid SS

Cherokee 4WD Active Drive II

A-9, 2.4L, 4cyl	23	21/27	\$1,550	5	
A-9, 3.2L, 6cyl	21	18/26	\$2,000	4	Mid SS

Cherokee Trailhawk 4WD

A-9, 2.4L, 4cyl	22	19/25	\$1,600	4	
A-9, 3.2L, 6cyl	21	18/24	\$2,000	4	Mid SS

Compass 4WD

A-9, 2.4L, 4cyl	25	22/30	\$1,400	5	SS
M-6, 2.4L, 4cyl	25	22/31	\$1,400	5	

New Wrangler 4WD

A-8, 2.0L, 4cyl	24	23/25	\$1,900	5	P T HEV SS
A-8, 3.6L, 6cyl	20	18/23	\$1,800	4	SS
M-6, 3.6L, 6cyl	20	17/25	\$1,800	4	SS

New Wrangler Unlimited 4WD

A-8, 2.0L, 4cyl	22	22/24	\$2,050	4	P T HEV SS
A-8, 3.6L, 6cyl	20	18/23	\$1,800	4	SS
M-6, 3.6L, 6cyl	19	17/23	\$1,850	3	SS

Renegade 4WD

M-6, 1.4L, 4cyl	26	24/31	\$1,750	5	T
A-9, 2.4L, 4cyl	24	21/29	\$1,500	5	

Wrangler 4WD

A-5, 3.6L, 6cyl	18	17/21	\$2,000	3	
M-6, 3.6L, 6cyl	18	17/21	\$2,000	3	

Wrangler Unlimited 4WD

A-5, 3.6L, 6cyl	18	16/20	\$2,000	3	
M-6, 3.6L, 6cyl	18	16/21	\$2,000	3	

KIA

Sorento AWD

A-S6, 2.0L, 4cyl	22	19/25	\$1,600	4	T
A-S6, 2.4L, 4cyl	22	21/25	\$1,600	4	
A-S6, 3.3L, 6cyl	19	17/23	\$1,850	3	

Sorento FE AWD

A-S6, 3.3L, 6cyl	21	18/25	\$1,700	4	
------------------	----	-------	---------	---	--

Sportage AWD

A-S6, 2.0L, 4cyl	21	20/23	\$1,700	4	T
A-S6, 2.4L, 4cyl	23	21/25	\$1,550	5	

Sportage FE AWD

A-S6, 2.4L, 4cyl	22	21/25	\$1,600	4	
------------------	----	-------	---------	---	--

Manufacturer Model Configuration (trans, eng size, cyl)	MPG		Annual Fuel Cost	GHG Rating	Notes
	Comb	City/Hwy			

LAND ROVER

Discovery Sport

A-S9, 2.0L, 4cyl	22	21/25	\$2,050	4	P T SS
------------------	----	-------	---------	---	--------

Discovery Sport (286 Hp)

A-S9, 2.0L, 4cyl	22	20/25	\$2,050	4	P T SS
------------------	----	-------	---------	---	--------

Range Rover Evoque

A-S9, 2.0L, 4cyl	25	22/29	\$1,800	5	P T SS
------------------	----	-------	---------	---	--------

Range Rover Evoque (286 Hp)

A-S9, 2.0L, 4cyl	24	21/29	\$1,900	5	P T SS
------------------	----	-------	---------	---	--------

Range Rover Evoque Convertible

A-S9, 2.0L, 4cyl	24	21/29	\$1,900	5	P T SS
------------------	----	-------	---------	---	--------

Range Rover Velar

A-S8, 2.0L, 4cyl	28	26/30	\$1,650	5	D T SS
------------------	----	-------	---------	---	--------

A-S8, 2.0L, 4cyl	23	21/27	\$2,000	5	P T SS
------------------	----	-------	---------	---	--------

A-S8, 3.0L, 6cyl	20	18/24	\$2,250	4	P S SS
------------------	----	-------	---------	---	--------

LEXUS

NX 300 AWD

A-S6, 2.0L, 4cyl	24	22/28	\$1,900	5	PR T
------------------	----	-------	---------	---	------

NX 300 AWD F Sport

A-S6, 2.0L, 4cyl	24	22/27	\$1,900	5	PR T
------------------	----	-------	---------	---	------

NX 300h AWD

AV-S6, 2.5L, 4cyl	31	33/30	\$1,150	7	HEV SS
-------------------	----	-------	---------	---	--------

RX 350 AWD

A-S8, 3.5L, 6cyl	22	19/26	\$1,600	4	
------------------	----	-------	---------	---	--

RX 350 L AWD

A-S8, 3.5L, 6cyl	21	18/25	\$1,700	4	
------------------	----	-------	---------	---	--

LINCOLN

MKC AWD

A-S6, 2.0L, 4cyl	21	19/25	\$1,700	4	T
------------------	----	-------	---------	---	---

A-S6, 2.0L, 4cyl	22	19/25	\$1,600	4	T SS
------------------	----	-------	---------	---	------

A-S6, 2.3L, 4cyl	20	18/25	\$1,800	4	T
------------------	----	-------	---------	---	---

MKX AWD

A-S6, 2.7L, 6cyl	19	17/24	\$1,850	3	T
------------------	----	-------	---------	---	---

A-S6, 3.7L, 6cyl	19	16/23	\$1,850	3	
------------------	----	-------	---------	---	--

MAZDA

CX-5 4WD

A-S6, 2.2L, 4cyl	28	27/30	\$1,650	5	D T
------------------	----	-------	---------	---	-----

A-S6, 2.5L, 4cyl	26	24/30	\$1,350	5	
------------------	----	-------	---------	---	--

CX-9 4WD

A-S6, 2.5L, 4cyl	23	20/26	\$1,550	5	T
------------------	----	-------	---------	---	---

MERCEDES-BENZ

AMG GLC43 4matic

A-9, 3.0L, 6cyl	20	18/24	\$2,250	4	PR T SS
-----------------	----	-------	---------	---	---------

AMG GLC43 4matic Coupe

A-9, 3.0L, 6cyl	20	18/24	\$2,250	4	PR T SS
-----------------	----	-------	---------	---	---------

AMG GLC63 4matic

A-9, 4.0L, 8cyl	18	16/22	\$2,500	3	PR T SS
-----------------	----	-------	---------	---	---------

Manufacturer Model Configuration (trans, eng size, cyl)	MPG		Annual Fuel Cost	GHG Rating	Notes
	Comb	City/Hwy			

AMG GLC63 4matic Coupe

A-9, 4.0L, 8cyl	18	15/22	\$2,500	3	PR T SS
-----------------	----	-------	---------	---	---------

AMG GLC63 S 4matic Coupe

A-9, 4.0L, 8cyl	18	15/22	\$2,500	3	PR T SS
-----------------	----	-------	---------	---	---------

GLA250 4matic

AM-7, 2.0L, 4cyl	26	23/31	\$1,750	5	PR T PT4WD SS
------------------	----	-------	---------	---	---------------

AM-7, 2.0L, 4cyl	26	23/31	\$1,750	5	Gas
------------------	----	-------	---------	---	-----

	19	17/23	\$1,850	6	E85
--	----	-------	---------	---	-----

GLC300 4matic

A-9, 2.0L, 4cyl	24	21/28	\$1,900	5	PR T SS
-----------------	----	-------	---------	---	---------

GLC300 4matic Coupe

A-9, 2.0L, 4cyl	24	22/27	\$1,900	5	PR T SS
-----------------	----	-------	---------	---	---------

GLC350e 4matic

A-7, 2.0L, 4cyl		See page 40			PR T PHEV SS
-----------------	--	-------------	--	--	--------------

MITSUBISHI

Eclipse Cross 4WD

AV-S8, 1.5L, 4cyl	25	25/26	\$1,400	5	T
-------------------	----	-------	---------	---	---

Eclipse Cross ES 4WD

AV-S8, 1.5L, 4cyl	26	25/28	\$1,350	5	T
-------------------	----	-------	---------	---	---

Outlander 4WD

AV-S6, 2.4L, 4cyl	26	24/29	\$1,350	5	
-------------------	----	-------	---------	---	--

A-S6, 3.0L, 6cyl	22	20/27	\$2,050	4	P
------------------	----	-------	---------	---	---

Outlander PHEV

A-1, 2.0L, 4cyl		See page 40			PHEV SS
-----------------	--	-------------	--	--	---------

Outlander Sport 4WD

AV-S6, 2.0L, 4cyl	26	23/29	\$1,350	5	
-------------------	----	-------	---------	---	--

AV-S6, 2.4L, 4cyl	25	23/28	\$1,400	5	
-------------------	----	-------	---------	---	--

NISSAN

Pathfinder 4WD

AV, 3.5L, 6cyl	22	19/26	\$1,600	4	
----------------	----	-------	---------	---	--

Pathfinder 4WD Platinum

AV, 3.5L, 6cyl	21	19/26	\$1,700	4	
----------------	----	-------	---------	---	--

Rogue AWD

AV, 2.5L, 4cyl	27	25/32	\$1,300	6	
----------------	----	-------	---------	---	--

Rogue Hybrid AWD

AV-S7, 2.0L, 4cyl	33	31/34	\$1,100	8	HEV SS
-------------------	----	-------	---------	---	--------

PORSCHE

Macan

AM-S7, 2.0L, 4cyl	22	20/25	\$2,050	4	PR T SS
-------------------	----	-------	---------	---	---------

Macan GTS

AM-S7, 3.0L, 6cyl	19	17/23	\$2,400	3	PR T SS
-------------------	----	-------	---------	---	---------

Macan S

AM-S7, 3.0L, 6cyl	19	17/23	\$2,400	3	PR T SS
-------------------	----	-------	---------	---	---------

Macan Turbo

AM-S7, 3.6L, 6cyl	19	17/23	\$2,400	3	P T SS
-------------------	----	-------	---------	---	--------

SUBARU

Crosstrek AWD

AV-S7, 2.0L, 4cyl	29	27/33	\$1,250	6	
-------------------	----	-------	---------	---	--

M-6, 2.0L, 4cyl	25	23/29	\$1,400	5	
-----------------	----	-------	---------	---	--

Manufacturer Model Configuration (trans, eng size, cyl)	MPG		Annual Fuel Cost	GHG Rating	Notes
	Comb	City/Hwy			

Forester AWD

AV-S8, 2.0L, 4cyl	25	23/27	\$1,800	5	P T
AV-S6, 2.5L, 4cyl	28	26/32	\$1,250	6	
M-6, 2.5L, 4cyl	24	22/28	\$1,500	5	

Outback AWD

AV-S7, 2.5L, 4cyl	28	25/32	\$1,250	6	
AV-S6, 3.6L, 6cyl	22	20/27	\$1,600	4	

TOYOTA

RAV4 AWD

A-S6, 2.5L, 4cyl	25	22/28	\$1,400	5	
------------------	----	-------	---------	---	--

RAV4 Hybrid AWD

AV-S6, 2.5L, 4cyl	32	34/30	\$1,100	7	HEV SS
-------------------	----	-------	---------	---	--------

RAV4 Limited AWD/SE AWD

A-S6, 2.5L, 4cyl	24	22/28	\$1,500	5	
------------------	----	-------	---------	---	--

VOLKSWAGEN

Atlas 4motion

A-S8, 3.6L, 6cyl	19	17/23	\$1,850	3	SS
------------------	----	-------	---------	---	----

Tiguan 4motion

A-S8, 2.0L, 4cyl	23	21/27	\$1,550	5	T SS
------------------	----	-------	---------	---	------

Tiguan Limited 4motion

A-S6, 2.0L, 4cyl	22	19/25	\$2,050	4	P T
------------------	----	-------	---------	---	-----

VOLVO

XC60 AWD

A-S8, 2.0L, 4cyl	24	22/28	\$1,900	5	PR T SS
A-S8, 2.0L, 4cyl	23	21/27	\$2,000	5	PR T S SS

XC60 AWD PHEV

A-S8, 2.0L, 4cyl	See page 40				PR T S PHEV SS
------------------	-------------	--	--	--	----------------

STANDARD SPORT UTILITY VEHICLES 2WD

BMW

X5 sDrive35i

A-S8, 3.0L, 6cyl	21	18/25	\$2,150	4	P T SS
------------------	----	-------	---------	---	--------

X6 sDrive35i

A-S8, 3.0L, 6cyl	21	18/25	\$2,150	4	P T SS
------------------	----	-------	---------	---	--------

BUICK

Enclave FWD

A-S9, 3.6L, 6cyl	21	18/26	\$1,700	4	SS
------------------	----	-------	---------	---	----

CADILLAC

Escalade 2WD

A-10, 6.2L, 8cyl	17	14/23	\$2,650	3	PR
------------------	----	-------	---------	---	----

CHEVROLET

Suburban C1500 2WD

A-6, 5.3L, 8cyl	19	16/23	\$1,850	3	
A-6, 5.3L, 8cyl	19	16/23	\$1,850	3	Gas
	14	12/17	\$2,500	4	E85

Manufacturer Model Configuration (trans, eng size, cyl)	MPG		Annual Fuel Cost	GHG Rating	Notes
	Comb	City/Hwy			

Tahoe C1500 2WD

A-6, 5.3L, 8cyl	19	16/23	\$1,850	3	
A-6, 5.3L, 8cyl	19	16/23	\$1,850	3	Gas
	14	12/17	\$2,500	4	E85
A-10, 6.2L, 8cyl	17	14/23	\$2,650	3	

Traverse FWD

A-9, 2.0L, 4cyl	22	20/26	\$2,050	4	PR T SS
A-S9, 3.6L, 6cyl	21	18/27	\$1,700	4	SS

DODGE

Durango RWD

A-8, 3.6L, 6cyl	21	19/26	\$1,700	4	SS
A-8, 5.7L, 8cyl	17	14/22	\$2,450	3	Mid

FORD

Expedition 2WD

A-S10, 3.5L, 6cyl	20	17/24	\$1,800	4	T SS
-------------------	----	-------	---------	---	------

Expedition MAX 2WD

A-S10, 3.5L, 6cyl	19	17/23	\$1,850	3	T SS
-------------------	----	-------	---------	---	------

Explorer 2WD FFV

A-S6, 3.5L, 6cyl	20	17/24	\$1,800	4	Gas
	15	13/18	\$2,350	4	E85

Explorer FWD

A-S6, 2.3L, 4cyl	22	19/27	\$1,600	4	T
A-S6, 3.5L, 6cyl	20	17/24	\$1,800	4	

Flex FWD

A-S6, 3.5L, 6cyl	19	16/23	\$1,850	3	
------------------	----	-------	---------	---	--

GMC

Acadia FWD

A-6, 2.5L, 4cyl	23	21/26	\$1,550	5	
A-6, 3.6L, 6cyl	21	18/25	\$1,700	4	

Yukon C1500 2WD

A-6, 5.3L, 8cyl	19	16/23	\$1,850	3	
A-6, 5.3L, 8cyl	19	16/23	\$1,850	3	Gas
	14	12/17	\$2,500	4	E85
A-10, 6.2L, 8cyl	17	14/23	\$2,650	3	PR

Yukon C1500 XL 2WD

A-6, 5.3L, 8cyl	19	16/23	\$1,850	3	
A-6, 5.3L, 8cyl	19	16/23	\$1,850	3	Gas
	14	12/17	\$2,500	4	E85
A-10, 6.2L, 8cyl	17	14/23	\$2,650	3	PR

INFINITI

QX80 2WD

A-S7, 5.6L, 8cyl	16	14/20	\$2,850	2	PR
------------------	----	-------	---------	---	----

JEEP

Grand Cherokee 2WD

A-8, 3.0L, 6cyl	25	22/30	\$1,850	4	D T
A-8, 3.6L, 6cyl	21	19/26	\$1,700	4	SS

LINCOLN

MKT FWD

A-S6, 3.7L, 6cyl	19	16/24	\$1,850	3	
------------------	----	-------	---------	---	--

Manufacturer Model Configuration (trans, eng size, cyl)	MPG		Annual Fuel Cost	GHG Rating	Notes
	Comb	City/Hwy			

Navigator 2WD

A-S10, 3.5L, 6cyl	19	16/23	\$1,850	3	T SS
-------------------	----	-------	---------	---	------

Navigator L 2WD

A-S10, 3.5L, 6cyl	18	16/22	\$2,000	3	T SS
-------------------	----	-------	---------	---	------

MERCEDES-BENZ

GLE350

A-7, 3.5L, 6cyl	20	18/23	\$2,250	4	PR
-----------------	----	-------	---------	---	----

NISSAN

Armada 2WD

A-S7, 5.6L, 8cyl	16	14/19	\$2,200	2	
------------------	----	-------	---------	---	--

TOYOTA

4Runner 2WD

A-S5, 4.0L, 6cyl	18	17/21	\$2,000	3	
------------------	----	-------	---------	---	--

Sequoia 2WD

A-S6, 5.7L, 8cyl	15	13/17	\$2,350	2	
------------------	----	-------	---------	---	--

VOLVO

XC90 FWD

A-S8, 2.0L, 4cyl	25	22/29	\$1,800	5	PR T SS
------------------	----	-------	---------	---	---------

STANDARD SPORT UTILITY VEHICLES 4WD

AUDI

Q7

A-S8, 2.0L, 4cyl	21	19/25	\$2,150	4	P T SS
------------------	----	-------	---------	---	--------

A-S8, 3.0L, 6cyl	21	19/25	\$2,150	4	P S
------------------	----	-------	---------	---	-----

BENTLEY

Bentayga

A-S8, 6.0L, 12cyl	15	12/19	\$3,050	2	P T
-------------------	----	-------	---------	---	-----

BMW

X5 M

A-S8, 4.4L, 8cyl	16	14/19	\$2,850	2	P T SS
------------------	----	-------	---------	---	--------

X5 xDrive 35d

A-S8, 3.0L, 6cyl	25	23/29	\$1,850	4	D T SS
------------------	----	-------	---------	---	--------

X5 xDrive35i

A-S8, 3.0L, 6cyl	20	18/24	\$2,250	4	P T SS
------------------	----	-------	---------	---	--------

X5 xDrive40e

A-S8, 2.0L, 4cyl	See page 40				P T PHEV SS
------------------	-------------	--	--	--	-------------

X5 xDrive50i

A-S8, 4.4L, 8cyl	17	15/21	\$2,650	3	P T SS
------------------	----	-------	---------	---	--------

X6 M

A-S8, 4.4L, 8cyl	16	14/19	\$2,850	2	P T SS
------------------	----	-------	---------	---	--------

X6 xDrive35i

A-S8, 3.0L, 6cyl	20	18/24	\$2,250	4	P T SS
------------------	----	-------	---------	---	--------

X6 xDrive50i

A-S8, 4.4L, 8cyl	17	15/21	\$2,650	3	P T SS
------------------	----	-------	---------	---	--------

Manufacturer Model Configuration (trans, eng size, cyl)	MPG		Annual Fuel Cost	GHG Rating	Notes
	Comb	City/Hwy			

BUICK

Enclave AWD

A-S9, 3.6L, 6cyl	20	17/25	\$1,800	4	SS
------------------	----	-------	---------	---	----

CADILLAC

Escalade 4WD

A-10, 6.2L, 8cyl	17	14/21	\$2,650	3	PR
------------------	----	-------	---------	---	----

CHEVROLET

Suburban K1500 4WD

A-6, 5.3L, 8cyl	18	15/22	\$2,000	3	
-----------------	----	-------	---------	---	--

A-6, 5.3L, 8cyl	18	15/22	\$2,000	3	Gas
-----------------	----	-------	---------	---	-----

	12	11/15	\$2,950	3	E85
--	----	-------	---------	---	-----

Tahoe K1500 4WD

A-6, 5.3L, 8cyl	18	16/22	\$2,000	3	
-----------------	----	-------	---------	---	--

A-6, 5.3L, 8cyl	18	16/22	\$2,000	3	Gas
-----------------	----	-------	---------	---	-----

	13	11/16	\$2,700	3	E85
--	----	-------	---------	---	-----

A-10, 6.2L, 8cyl	17	14/22	\$2,650	3	PR
------------------	----	-------	---------	---	----

Traverse AWD

A-S9, 3.6L, 6cyl	20	17/25	\$1,800	4	SS
------------------	----	-------	---------	---	----

DODGE

Durango AWD

A-8, 3.6L, 6cyl	21	18/25	\$1,700	4	SS
-----------------	----	-------	---------	---	----

A-8, 5.7L, 8cyl	17	14/22	\$2,450	3	Mid
-----------------	----	-------	---------	---	-----

Durango SRT AWD

A-8, 6.4L, 8cyl	15	13/19	\$3,050	2	P
-----------------	----	-------	---------	---	---

FORD

Expedition 4WD

A-S10, 3.5L, 6cyl	19	17/22	\$1,850	3	T PT4WD SS
-------------------	----	-------	---------	---	------------

Expedition MAX 4WD

A-S10, 3.5L, 6cyl	18	16/21	\$2,000	3	T PT4WD SS
-------------------	----	-------	---------	---	------------

Explorer AWD

A-S6, 2.3L, 4cyl	21	18/25	\$1,700	4	T
------------------	----	-------	---------	---	---

A-S6, 3.5L, 6cyl	19	16/22	\$1,850	3	
------------------	----	-------	---------	---	--

A-S6, 3.5L, 6cyl	18	16/22	\$2,000	3	T
------------------	----	-------	---------	---	---

Explorer AWD FFV

A-S6, 3.5L, 6cyl	18	16/22	\$2,000	3	Gas
------------------	----	-------	---------	---	-----

	14	12/16	\$2,500	3	E85
--	----	-------	---------	---	-----

Flex AWD

A-S6, 3.5L, 6cyl	18	16/22	\$2,000	3	
------------------	----	-------	---------	---	--

A-S6, 3.5L, 6cyl	17	15/21	\$2,100	3	T
------------------	----	-------	---------	---	---

GMC

Acadia AWD

A-6, 2.5L, 4cyl	23	21/25	\$1,550	5	
-----------------	----	-------	---------	---	--

A-6, 3.6L, 6cyl	20	17/25	\$1,800	4	
-----------------	----	-------	---------	---	--

Yukon K1500 4WD

A-6, 5.3L, 8cyl	18	16/22	\$2,000	3	
-----------------	----	-------	---------	---	--

A-6, 5.3L, 8cyl	18	16/22	\$2,000	3	Gas
-----------------	----	-------	---------	---	-----

	13	11/16	\$2,700	3	E85
--	----	-------	---------	---	-----

A-10, 6.2L, 8cyl	17	14/22	\$2,650	3	PR
------------------	----	-------	---------	---	----

Manufacturer Model Configuration (trans, eng size, cyl)	MPG		Annual Fuel Cost	GHG Rating	Notes
	Comb	City/Hwy			
Yukon K1500 XL 4WD					
A-6, 5.3L, 8cyl	18	15/22	\$2,000	3	
A-6, 5.3L, 8cyl	18	15/22	\$2,000	3	Gas
	12	11/15	\$2,950	3	E85
A-10, 6.2L, 8cyl	16	14/21	\$2,850	2	PR
INFINITI					
QX80 4WD					
A-S7, 5.6L, 8cyl	15	13/19	\$3,050	2	PR
JEEP					
Grand Cherokee 4WD					
A-8, 3.0L, 6cyl	24	21/28	\$1,950	4	D T
A-8, 3.6L, 6cyl	21	18/25	\$1,700	4	SS
A-8, 5.7L, 8cyl	17	14/22	\$2,450	3	Mid
Grand Cherokee SRT 4WD					
A-8, 6.4L, 8cyl	15	13/19	\$3,050	2	P
Grand Cherokee TrackHawk 4WD					
A-8, 6.2L, 8cyl	13	11/17	\$3,500	1	P S
LAND ROVER					
Discovery					
A-S8, 3.0L, 6cyl	23	21/26	\$2,050	4	D T SS
A-S8, 3.0L, 6cyl	18	16/21	\$2,500	3	P S SS
Range Rover					
A-S8, 3.0L, 6cyl	24	22/28	\$1,950	4	D T SS
A-S8, 3.0L, 6cyl	19	17/23	\$2,400	3	P S SS
A-S8, 5.0L, 8cyl	18	16/21	\$2,500	3	P S SS
Range Rover LWB					
A-S8, 5.0L, 8cyl	18	16/21	\$2,500	3	P S SS
Range Rover LWB SVA					
A-S8, 5.0L, 8cyl	15	13/19	\$3,050	2	P S SS
Range Rover Sport					
A-S8, 3.0L, 6cyl	24	22/28	\$1,950	4	D T SS
A-S8, 3.0L, 6cyl	19	17/23	\$2,400	3	P S SS
A-S8, 5.0L, 8cyl	19	17/22	\$2,400	3	P S SS
Range Rover Sport SVR					
A-S8, 5.0L, 8cyl	16	15/20	\$2,850	2	P S SS
Range Rover SVA					
A-S8, 5.0L, 8cyl	16	14/19	\$2,850	2	P S SS
LEXUS					
GX 460					
A-S6, 4.6L, 8cyl	16	15/18	\$2,850	2	PR
LX 570					
A-S8, 5.7L, 8cyl	15	13/18	\$3,050	2	PR
RX 450h AWD					
▶AV-S6, 3.5L, 6cyl	30	31/28	\$1,500	7	PR HEV SS
RX 450h L AWD					
AV-S6, 3.5L, 6cyl	29	29/28	\$1,550	6	PR HEV SS
LINCOLN					
MKT AWD					
A-S6, 3.5L, 6cyl	17	15/21	\$2,100	3	T

Manufacturer Model Configuration (trans, eng size, cyl)	MPG		Annual Fuel Cost	GHG Rating	Notes
	Comb	City/Hwy			
Navigator 4WD					
A-S10, 3.5L, 6cyl	18	16/21	\$2,000	3	T PT4WD SS
MASERATI					
Levante					
A-8, 3.0L, 8cyl	16	14/20	\$2,850	2	PR T
Levante S					
A-8, 3.0L, 8cyl	16	14/19	\$2,850	2	PR T
MERCEDES-BENZ					
AMG G63					
A-7, 5.5L, 8cyl	13	12/15	\$3,500	1	PR T SS
AMG G65					
A-7, 6.0L, 12cyl	12	11/13	\$3,800	1	PR T
AMG GLE43 4matic					
A-9, 3.0L, 6cyl	19	17/23	\$2,400	3	PR T
AMG GLE43 4matic Coupe					
A-9, 3.0L, 6cyl	19	17/22	\$2,400	3	PR T
AMG GLE63					
A-7, 5.5L, 8cyl	15	14/18	\$3,050	2	PR T SS
AMG GLE63 S					
A-7, 5.5L, 8cyl	15	14/18	\$3,050	2	PR T SS
AMG GLE63 S Coupe					
A-7, 5.5L, 8cyl	15	14/18	\$3,050	2	PR T SS
AMG GLS63					
A-7, 5.5L, 8cyl	15	13/18	\$3,050	2	PR T SS
G550					
A-7, 4.0L, 8cyl	13	13/14	\$3,500	1	PR T
G550 4x4					
A-7, 4.0L, 8cyl	11	11/11	\$4,150	1	PR T
GLE350 4matic					
A-7, 3.5L, 6cyl	19	18/22	\$2,400	3	PR
A-7, 3.5L, 6cyl	19	18/22	\$2,400	3	Gas
	14	13/17	\$2,500	4	E85
GLE550e 4matic					
A-7, 3.0L, 6cyl		See page 40			PR T PHEV SS
GLS450 4matic					
A-9, 3.0L, 6cyl	19	17/22	\$2,400	3	PR T SS
GLS550 4matic					
A-9, 4.7L, 8cyl	16	14/19	\$2,850	2	PR T SS
NISSAN					
Armada 4WD					
A-S7, 5.6L, 8cyl	15	13/18	\$2,350	2	
PORSCHE					
Cayenne					
A-S8, 3.6L, 6cyl	20	18/24	\$2,250	4	P SS
Cayenne GTS					
A-S8, 3.6L, 6cyl	19	16/23	\$2,400	3	PR T SS
Cayenne Platinum					
A-S8, 3.6L, 6cyl	19	17/23	\$2,400	3	P SS

Manufacturer Model Configuration (trans, eng size, cyl)	MPG		Annual Fuel Cost	GHG Rating	Notes
	Comb	City/Hwy			

Cayenne S

A-S8, 3.6L, 6cyl	20	17/24	\$2,250	4	PR T SS
------------------	----	-------	---------	---	---------

Cayenne S e-Hybrid

AM-8, 3.0L, 6cyl	See page 40				P S PHEV SS
------------------	-------------	--	--	--	-------------

Cayenne Turbo

A-S8, 4.8L, 8cyl	17	14/21	\$2,650	3	PR T SS
------------------	----	-------	---------	---	---------

Cayenne Turbo S

A-S8, 4.8L, 8cyl	17	14/21	\$2,650	3	PR T SS
------------------	----	-------	---------	---	---------

TESLA

Model X 100D

A-1	87	86/89	\$750	10	EV
-----	----	-------	-------	----	----

Model X 75D

A-1	93	91/95	\$700	10	EV
-----	----	-------	-------	----	----

Model X P100D

A-1	85	83/89	\$750	10	EV
-----	----	-------	-------	----	----

TOYOTA

4Runner 4WD

A-S5, 4.0L, 6cyl	18	17/20	\$2,000	3	PT4WD
------------------	----	-------	---------	---	-------

A-S5, 4.0L, 6cyl	18	17/20	\$2,000	3	
------------------	----	-------	---------	---	--

Highlander AWD

A-S8, 3.5L, 6cyl	22	20/26	\$1,600	4	SS
------------------	----	-------	---------	---	----

A-S8, 3.5L, 6cyl	22	19/26	\$1,600	4	
------------------	----	-------	---------	---	--

Manufacturer Model Configuration (trans, eng size, cyl)	MPG		Annual Fuel Cost	GHG Rating	Notes
	Comb	City/Hwy			

Highlander AWD LE

A-S8, 3.5L, 6cyl	23	20/27	\$1,550	5	SS
------------------	----	-------	---------	---	----

Highlander Hybrid AWD

AV-S6, 3.5L, 6cyl	28	29/27	\$1,250	6	HEV SS
-------------------	----	-------	---------	---	--------

Highlander Hybrid AWD LE Plus

AV-S6, 3.5L, 6cyl	29	30/28	\$1,250	6	HEV SS
-------------------	----	-------	---------	---	--------

Land Cruiser Wagon 4WD

A-S8, 5.7L, 8cyl	15	13/18	\$2,350	2	
------------------	----	-------	---------	---	--

Sequoia 4WD

A-S6, 5.7L, 8cyl	14	13/17	\$2,550	1	PT4WD
------------------	----	-------	---------	---	-------

Sequoia 4WD FFV

A-S6, 5.7L, 8cyl	14	13/17	\$2,550	1	Gas
	10	9/13	\$3,500	2	E85

VOLVO

XC90 AWD

A-S8, 2.0L, 4cyl	24	22/28	\$1,900	5	PR T SS
------------------	----	-------	---------	---	---------

A-S8, 2.0L, 4cyl	23	20/27	\$2,000	5	PR T S SS
------------------	----	-------	---------	---	-----------

XC90 AWD PHEV

A-S8, 2.0L, 4cyl	See page 40				PR T S PHEV SS
------------------	-------------	--	--	--	----------------

DIESEL VEHICLES

Diesel-powered vehicles are typically more fuel efficient than comparable vehicles powered by gasoline. Diesel engines are inherently more energy-efficient, and diesel fuel contains roughly 10%–15% more energy per gallon than gasoline. In addition, new advances in diesel engine technology have improved performance, reduced engine noise and fuel odor, and

decreased emissions of harmful air pollutants. Ultra-low sulfur diesel fuels also help reduce emissions from these vehicles.

Annual fuel costs below are estimated assuming 15,000 miles of travel each year (55% city and 45% highway) and a diesel fuel cost of \$3.12 per gallon.

Manufacturer Model Configuration (trans, eng size, cyl)	MPG		Annual Fuel Cost	GHG Rating	Notes
	Comb	City/Hwy			
COMPACT CARS					

BMW

328d

A-S8, 2.0L, 4cyl	36	31/43	\$1,300	7	D T
------------------	----	-------	---------	---	-----

328d xDrive

A-S8, 2.0L, 4cyl	34	30/40	\$1,400	6	D T
------------------	----	-------	---------	---	-----

CHEVROLET

Cruze

A-9, 1.6L, 4cyl	37	31/47	\$1,250	7	D T
-----------------	----	-------	---------	---	-----

M-6, 1.6L, 4cyl	37	30/52	\$1,250	7	D T
-----------------	----	-------	---------	---	-----

JAGUAR

XE

A-S8, 2.0L, 4cyl	36	32/42	\$1,300	7	D T SS
------------------	----	-------	---------	---	--------

XE AWD

A-S8, 2.0L, 4cyl	34	30/40	\$1,400	7	D T SS
------------------	----	-------	---------	---	--------

MIDSIZE CARS

BMW

540d xDrive

A-S8, 3.0L, 6cyl	30	26/36	\$1,550	5	D T SS
------------------	----	-------	---------	---	--------

CHEVROLET

Cruze Hatchback

A-9, 1.6L, 4cyl	35	30/45	\$1,350	7	D T
-----------------	----	-------	---------	---	-----

M-6, 1.6L, 4cyl	35	29/48	\$1,350	7	D T
-----------------	----	-------	---------	---	-----

JAGUAR

XF

A-S8, 2.0L, 4cyl	35	31/42	\$1,350	7	D T SS
------------------	----	-------	---------	---	--------

XF AWD

A-S8, 2.0L, 4cyl	34	30/40	\$1,400	7	D T SS
------------------	----	-------	---------	---	--------

MAZDA

6

A-S6, 2.2L, 4cyl	NA	NA	NA	NA	
------------------	----	----	----	----	--

SMALL STATION WAGONS

BMW

328d xDrive Sports Wagon

A-S8, 2.0L, 4cyl	34	30/40	\$1,400	6	D T
------------------	----	-------	---------	---	-----

SMALL PICKUP TRUCKS 2WD

CHEVROLET

Colorado 2WD

A-6, 2.8L, 4cyl	25	22/30	\$1,850	4	D T
-----------------	----	-------	---------	---	-----

GMC

Canyon 2WD

A-6, 2.8L, 4cyl	25	22/30	\$1,850	4	D T
-----------------	----	-------	---------	---	-----

SMALL PICKUP TRUCKS 4WD

CHEVROLET

Colorado 4WD

A-6, 2.8L, 4cyl	23	20/28	\$2,050	4	D T
-----------------	----	-------	---------	---	-----

Colorado ZR2 4WD

A-6, 2.8L, 4cyl	20	19/22	\$2,350	3	D T
-----------------	----	-------	---------	---	-----

Manufacturer Model Configuration (trans, eng size, cyl)	MPG		Annual Fuel Cost	GHG Rating	Notes
	Comb	City/Hwy			
GMC					
Canyon 4WD					
A-6, 2.8L, 4cyl	23	20/28	\$2,050	4	D T
STANDARD PICKUP TRUCKS 2WD					
FORD					
F150 2WD BASE PAYLOAD LT TIRE					
A-S10, 3.0L, 6cyl	24	22/28	\$1,950	4	D T SS
F150 Pickup 2WD					
A-S10, 3.0L, 6cyl	25	22/30	\$1,850	4	D T SS
RAM					
1500 2WD					
A-8, 3.0L, 6cyl	23	20/27	\$2,050	4	D T
1500 4x2 HFE					
A-8, 3.0L, 6cyl	NA	NA	NA	NA	
STANDARD PICKUP TRUCKS 4WD					
FORD					
F150 4WD BASE PAYLOAD LT TIRE					
A-S10, 3.0L, 6cyl	22	20/25	\$2,150	3	D T SS
F150 Pickup 4WD					
A-S10, 3.0L, 6cyl	22	20/25	\$2,150	3	D T SS
F150 Pickup 4WD XL/XLT					
A-S10, 3.0L, 6cyl	24	21/28	\$1,950	4	D T SS
RAM					
1500 4WD					
A-8, 3.0L, 6cyl	22	19/27	\$2,150	3	D T
SMALL SPORT UTILITY VEHICLES 2WD					
CHEVROLET					
Equinox FWD					
A-6, 1.6L, 4cyl	32	28/39	\$1,450	6	D T SS
GMC					
Terrain FWD					
A-6, 1.6L, 4cyl	32	28/39	\$1,450	6	D T SS
MAZDA					
CX-5 2WD					
A-S6, 2.2L, 4cyl	29	28/31	\$1,600	5	D T
SMALL SPORT UTILITY VEHICLES 4WD					
CHEVROLET					
Equinox AWD					
A-6, 1.6L, 4cyl	32	28/38	\$1,450	6	D T SS
GMC					
Terrain AWD					
A-6, 1.6L, 4cyl	32	28/38	\$1,450	6	D T SS
JAGUAR					
F-Pace					
A-S8, 2.0L, 4cyl	29	26/33	\$1,600	5	D T SS
LAND ROVER					
Range Rover Velar					
A-S8, 2.0L, 4cyl	28	26/30	\$1,650	5	D T SS

Manufacturer Model Configuration (trans, eng size, cyl)	MPG		Annual Fuel Cost	GHG Rating	Notes
	Comb	City/Hwy			

MAZDA

CX-5

S6, 2.2L, 4cyl	NA	NA	NA	NA	
----------------	----	----	----	----	--

CX-5 4WD

A-S6, 2.2L, 4cyl	28	27/30	\$1,650	5	D T
------------------	----	-------	---------	---	-----

STANDARD SPORT UTILITY VEHICLES 2WD

JEEP

Grand Cherokee 2WD

A-8, 3.0L, 6cyl	25	22/30	\$1,850	4	D T
-----------------	----	-------	---------	---	-----

STANDARD SPORT UTILITY VEHICLES 4WD

BMW

X5 xDrive 35d

A-S8, 3.0L, 6cyl	25	23/29	\$1,850	4	D T SS
------------------	----	-------	---------	---	--------

Manufacturer Model Configuration (trans, eng size, cyl)	MPG		Annual Fuel Cost	GHG Rating	Notes
	Comb	City/Hwy			

JEEP

Grand Cherokee 4WD

A-8, 3.0L, 6cyl	24	21/28	\$1,950	4	D T
-----------------	----	-------	---------	---	-----

LAND ROVER

Discovery

A-S8, 3.0L, 6cyl	23	21/26	\$2,050	4	D T SS
------------------	----	-------	---------	---	--------

Range Rover

A-S8, 3.0L, 6cyl	24	22/28	\$1,950	4	D T SS
------------------	----	-------	---------	---	--------

Range Rover Sport

A-S8, 3.0L, 6cyl	24	22/28	\$1,950	4	D T SS
------------------	----	-------	---------	---	--------

ALL-ELECTRIC VEHICLES

All-electric vehicles (EVs) are propelled by one or more electric motors powered by a rechargeable battery. EVs are energy-efficient and reduce our dependence on petroleum since electricity is produced from domestic resources. They emit no tailpipe pollutants, although the power plant producing the electricity may emit pollution.

Electric motors have several performance benefits. They are quiet, have instant torque for quick acceleration, enable regenerative braking, and require less maintenance than internal combustion engines.

Current EVs typically have a shorter driving range than comparable gasoline or hybrid vehicles, and their range is more sensitive to driving style, driving conditions, and accessory use. Fully recharging the battery pack can take several hours

—though a "fast charge" to 80% capacity may take as little as 30 minutes. Charging options outside the home are expanding. More than 800 employers offer charging at work, and more than 16,000 public charging stations are available. EVs are also more expensive than comparable conventional vehicles and hybrids due to the cost of the large battery. However, as manufacturers continue to improve the driving range and reduce the cost of these vehicles, they are becoming more practical and affordable for a wider range of consumers.

A federal income tax credit of up to \$7,500 is currently available to consumers purchasing a qualifying EV. State and/or local incentives may also apply. For additional information on EVs, including tax incentives, visit www.fueleconomy.gov.

Model	Motor	Battery Type	Fuel Economy (comb/city/hwy)		Range* (miles)	Charge Time (hrs @ 240)	Annual Fuel Cost	GHG Rating
			MPGe	kWh/100 mi				
TWO-SEATER CARS								
SMART								
fortwo electric drive convertible	60 KW AC Synchronous	Li-Ion	102/112/91	33/30/37	57	3	\$650	10
fortwo electric drive coupe	60 KW AC Synchronous	Li-Ion	108/124/94	31/27/36	58	3	\$600	10
MINICOMPACT CARS								
FIAT								
500e	82 kW AC Induction	Li-Ion	112/121/103	30/28/33	84	4	\$600	10
SUBCOMPACT CARS								
BMW								
i3 (94Ah)	125 kW AC Induction	Li-Ion	118/129/106	29/26/32	114	5	\$550	10
i3s (94Ah)	125 kW AC Induction	Li-Ion	112/126/99	30/27/34	107	5	\$600	10
COMPACT CARS								
FORD								
Focus Electric	107 kW AC PMSM	Li-Ion	107/118/96	31/28/35	115	5.5	\$600	10
VOLKSWAGEN								
e-Golf	100 kW AC PMSM	Li-Ion	119/126/111	28/27/30	125	5.3	\$550	10
MIDSIZE CARS								
HONDA								
Clarity EV	120 kW AC PMSM	Li-Ion	114/126/103	30/27/33	89	4	\$600	10
HYUNDAI								
Ioniq Electric	88 kW AC PMSM	Li-Ion	136/150/122	25/22/28	124	4	\$500	10
NISSAN								
Leaf	110 kW DCPM	Li-Ion	112/125/100	30/27/34	151	8	\$600	10
TESLA								
Model 3 AWD	NA	NA	NA	NA	NA	NA	NA	NA
Model 3 Long Range	202 kW AC 3-Phase	Li-Ion	130/136/123	26/25/27	310	8.5/10	\$500	10
Model 3 Long Range AWD	147 and 188 kW AC 3-Phase	Li-Ion	116/120/112	29/28/30	310	8.5/10	\$550	10
Model 3 Long Range AWD Performance	147 and 202 kW AC 3-Phase	Li-Ion	116/120/112	29/28/30	310	8.5/10	\$550	10
Model 3 Mid Range	202 kW AC 3-Phase	Li-Ion	123/128/117	27/26/29	260	8.5/10	\$550	10

Model	Motor	Battery Type	Fuel Economy (comb/city/hwy)		Range* (miles)	Charge Time (hrs @ 240)	Annual Fuel Cost	GHG Rating
			MPGe	kWh/100 mi				
LARGE CARS								
TESLA								
Model S 100D	193 (front) 193 (rear) (100 kW-hr battery pack)	Li-Ion	102/101/102	33/33/33	335	4.8/12	\$650	10
Model S 75D	193 (front) 193 (rear) (75 kW-hr battery pack)	Li-Ion	103/102/105	33/33/32	259	4.8/12	\$650	10
Model S 75kWh	270 kW AC Induction (75 kW-hr battery pack)	Li-Ion	98/97/100	34/35/34	249	3.8/10	\$650	10
Model S AWD - 60D	193 (front), 193 (rear) kW AC Ind.	Li-Ion	NA	NA	NA	NA	NA	NA
Model S AWD - 90D	193 (front), 193 (rear) kW AC Ind.	Li-Ion	NA	NA	NA	NA	NA	NA
Model S AWD - P90D	193 (front), 375 (rear) kW AC Ind.	Li-Ion	NA	NA	NA	NA	NA	NA
Model S P100D	193 (front) 375 (rear) (100 kW-hr battery pack)	Li-Ion	98/92/105	35/36/32	315	4.8/12	\$650	10
Model S RWD (60 kWh battery)	285 kW AC Ind.	Li-Ion	NA	NA	NA	NA	NA	NA

SMALL STATION WAGONS

CHEVROLET

Bolt EV	150 kW ACPM	Li-Ion	119/128/110	28/26/31	238	9.3	\$550	10
---------	-------------	--------	-------------	----------	-----	-----	-------	----

KIA

Soul Electric	81 kW AC PMSM	Li-Ion	108/124/93	31/27/36	111	5	\$600	10
---------------	---------------	--------	------------	----------	-----	---	-------	----

SMALL SPORT UTILITY VEHICLES 2WD

BYD

e6	75 kW AC PM/B	Li-Ion	72/73/71	47/46/47	187	5	\$900	10
----	---------------	--------	----------	----------	-----	---	-------	----

STANDARD SPORT UTILITY VEHICLES 4WD

TESLA

Model X 100D	193 (front) 193 (rear) (100 kW-hr battery pack)	Li-Ion	87/86/89	39/39/38	295	4.8/12	\$750	10
Model X 75D	193 (front) 193 (rear) (75 kW-hr battery pack)	Li-Ion	93/91/95	36/37/35	238	4.8/12	\$700	10
Model X AWD - 90D	193 (front), 193 (rear) kW AC Ind.	Li-Ion	NA	NA	NA	NA	NA	NA
Model X AWD - P90D	193 (front), 375 (rear) kW AC Ind.	Li-Ion	NA	NA	NA	NA	NA	NA
Model X P100D	193 (front) 375 (rear) (100 kW-hr battery pack)	Li-Ion	85/83/89	40/41/38	289	4.8/12	\$750	10

NOTES AND ABBREVIATIONS:

*..... Range for combined city/highway driving (55% city and 45% highway)
 †..... Available for sale or lease nationwide in the beginning of 2018
 ACn..... Alternating current induction motor
 ACPM..... Alternating current permanent magnet

ACPM/B..... Alternation current permanent magnet brushless motor
 DCPM..... Direct current permanent magnet brushless motor
 Li-Ion..... Lithium Ion
 NA Not available
 PMSM Permanent magnet synchronous motor

FUEL CELL VEHICLES

Though not yet available for the mass market, a limited number of fuel cell vehicles (FCVs) will be available for lease and sale in select regions of the country, mostly in California, in 2017–18. FCVs are propelled by electric motors powered by fuel cells, which produce electricity from the chemical energy of hydrogen. Fuel cell technology is more efficient than internal combustion engines and environmentally cleaner—the only by-

product of a hydrogen fuel cell vehicle is water. However, several challenges must be overcome before FCVs are mass-marketed and sold across the country. For more information about FCVs, visit www.fueleconomy.gov and the Fuel Cell Technologies Program website at www.energy.gov/eere/fuelcells/fuel-cell-technologies-office/.

Model	Fuel Cell Type	Motor	Battery Type & Rating	Fuel Type	Fuel Economy Comb/City/Hwy	Driving Range (miles)
SUBCOMPACT CARS						
TOYOTA						
Mirai*	PEM	113 kW AC Synchronous	245 V Ni-MH	Hydrogen	MPGe 67/67/67 MPK 66/66/66	312
MIDSIZE CARS						
HONDA						
Clarity	PEM	130 kW PMSM	346 V Li-Ion	Hydrogen	MPGe 68/69/67 MPK 67/68/66	366

NOTES AND ABBREVIATIONS:

*..... Available for sale or lease nationwide in the beginning of 2018

AC..... Alternating current induction motor

Li-Ion..... Lithium Ion

MPGe..... Miles per gallon equivalent

NA..... Not available

Ni-MH..... Nickel-metal hydride

PEM..... Proton exchange membrane

PMSM..... Permanent magnet synchronous motor

PLUG-IN HYBRID ELECTRIC VEHICLES

Plug-in hybrid electric vehicles (PHEVs) are hybrids that can be charged both by plugging them into an electrical outlet or charging station. Plug-in hybrids can store enough electricity from the power grid to significantly reduce their petroleum consumption under typical driving conditions.

There are two basic plug-in hybrid configurations:

- **Series PHEVs, also called Extended Range Electric Vehicles (EREVs).** The electric motor of these vehicles is the only power source that turns the wheels; the gasoline engine only generates electricity. Series PHEVs can run solely on electricity until the battery needs to be recharged. The gasoline engine will then generate the electricity needed to power the electric motor. For short trips, these vehicles may not use any gasoline.
- **Parallel or Blended PHEVs.** Both the engine and electric motor are mechanically connected to the wheels, and both may propel the vehicle. The vehicle may operate using both electricity and gasoline at the same time, using electricity only, or using gasoline only.

Plug-in hybrids also have different battery capacities, allowing some to travel farther on electricity than others. PHEV fuel economy, like that of EVs and regular hybrids, can be sensitive to driving style, driving conditions, and accessory use. When operating in pure electric mode, PHEVs emit no tailpipe pollutants, although the power plant producing the electricity may emit pollution.

Charging a PHEV's battery typically takes several hours. They can be charged at home or at an increasing number of workplaces or public locations. However, PHEVs don't have to be plugged in to be driven. They can be fueled solely with gasoline, like a conventional hybrid, but they will not achieve maximum range or fuel economy without charging.

Plug-in hybrids use less petroleum and cost less to fuel than conventional hybrids, but they are more expensive to purchase.

A federal income tax credit of up to \$7,500 is currently available to consumers purchasing a qualifying plug-in hybrid. State and/or local incentives may also apply. For additional information on PHEVs, including tax incentives, visit www.fueleconomy.gov.

Manufacturer Model Trans, Eng Size, Cyl Elec. Motor	Fuel	Fuel Economy Combined MPGe	Range (miles)	Total Range* (miles)	Charge Time (hrs @ 240 V)	Annual Fuel Cost	GHG Rating
		Comb / City / Hwy MPG					
SUBCOMPACT CARS							
BMW							
i3 (94Ah) with Range Extender							
A-1, 0.6L, 2cyl, 125 kW AC Induction	Electricity	109 MPGe (31kWh/100 mi)	97	180	5	\$700	10
	Premium Gasoline	35 / 36 / 33	79				
i3s (94Ah) with Range Extender							
A-1, 0.6L, 2cyl, 125 kW AC Induction	Electricity	109 MPGe (31kWh/100 mi)	97	180	5	\$700	10
	Premium Gasoline	35 / 36 / 33	79				
KARMA							
Revero							
A-1, 2.0L, 4cyl, 150 and 150 kw DCPM	Electricity	60 MPGe (56kWh/100 mi)	37	240	3.8	\$1,500	10
	Premium Gasoline	20 / 20 / 21	204				
COMPACT CARS							
AUDI							
A3 e-tron							
AM-S6, 1.4L, 4cyl, 80 kW DCPM	Electricity + Gasoline	83 MPGe ([41kWh +0 gal]/100 mi)	16	400	2.5	\$1,100	10
	Premium Gasoline	36 / 34 / 39	387				
A3 Sportback eTron							
A-S6, 1.4L, 4cyl, 80 kW AC Induction	Electricity + Gasoline	NA	NA	NA	NA	NA	NA
	Gasoline	NA	NA				
BMW							
330e							
A-S8, 2.0L, 4cyl, 83kW DCPM	Electricity + Gasoline	71 MPGe ([47kWh +0 gal]/100 mi)	14	350	2	\$1,300	10
	Premium Gasoline	30 / 28 / 34	332				
530e							
A-S8, 2.0L, 4cyl, 83kW DCPM	Electricity + Gasoline	72 MPGe ([46kWh +0 gal]/100 mi)	16	370	2	\$1,300	10
	Premium Gasoline	29 / 27 / 31	350				

Manufacturer Model Trans, Eng Size, Cyl Elec. Motor	Fuel	Fuel Economy Combined MPGe	Range (miles)	Total Range* (miles)	Charge Time (hrs @ 240 V)	Annual Fuel Cost	GHG Rating
		Comb / City / Hwy MPG					
530e xDrive							
A-S8, 2.0L, 4cyl, 83kW DCPM	Electricity + Gasoline	67 MPGe ([49kWh +0 gal]/100 mi)	15	360	2	\$1,350	10
	Premium Gasoline	28 / 27 / 31	344				
CHEVROLET							
Volt							
AV, 1.5L, 4cyl, 48 and 87 kW 3-Phase AC	Electricity	106 MPGe ([31kWh +0 gal]/100 mi)	53	420	4.5	\$650	10
	Gasoline	42 / 43 / 42	NA				
MERCEDES-BENZ							
C350e							
A-7, 2.0L, 4cyl, 60 kW DCPM	Electricity + Gasoline	51 MPGe ([56kWh +0.2 gal]/100 mi)	9	410	1.5	\$1,450	9
	Premium Gasoline	30 / 28 / 32	397				
MIDSIZE CARS							
CADILLAC							
CT6 Plug-in							
AV, 2.0L, 4cyl, 59 and 61 kW 3-Phase AC	Electricity + Gasoline	62 MPGe ([54kWh +0 gal]/100 mi)	31	430	4.5	\$1,350	10
	Premium Gasoline	25 / 23 / 29	402				
FORD							
Fusion Energi Plug-in Hybrid							
AV, 2.0L, 4cyl, 68 kW DCPM	Electricity + Gasoline	97 MPGe ([35kWh +0 gal]/100 mi)	21	610	2.5	\$750	10
	Gasoline	42 / 43 / 41	587				
HONDA							
Clarity Plug-in Hybrid							
AV, 1.5L, 4cyl, 135kW AC PMSM	Electricity + Gasoline	110 MPGe ([31kWh +0 gal]/100 mi)	48	340	2.2	\$650	10
	Gasoline	42 / 44 / 40	295				
HYUNDAI							
Ioniq Plug-in Hybrid							
AM-6, 1.6L, 4cyl, 32kW IPMSM	Electricity + Gasoline	119 MPGe ([28kWh +0 gal]/100 mi)	29	630	2.3	\$600	10
	Gasoline	52 / 53 / 52	597				
Sonata Plug-in Hybrid							
AM-6, 2.0L, 4cyl, 50 kW IPMSM	Electricity + Gasoline	99 MPGe ([34kWh +0 gal]/100 mi)	28	600	2.7	\$750	10
	Gasoline	39 / 37 / 42	575				
KIA							
Optima Plug-in Hybrid							
AM-6, 2.0L, 4cyl, 50kW IPMSM	Electricity + Gasoline	103 MPGe ([33kWh +0 gal]/100 mi)	29	610	2.7	\$750	10
	Gasoline	40 / 38 / 43	581				
MINI							
Cooper SE Countryman All4							
A-S6, 1.5L, 3cyl, 65 kW AC Induction	Electricity + Gasoline	65 MPGe ([51kWh +0 gal]/100 mi)	12	270	2	\$1,450	9
	Premium Gasoline	27 / 28 / 27	261				
TOYOTA							
Prius Prime							
AV, 1.8L, 4cyl, 16 and 37 kW AC Induction	Electricity + Gasoline	133 MPGe ([25kWh +0 gal]/100 mi)	25	640	2	\$550	10
	Gasoline	54 / 55 / 53	618				
VOLVO							
S90 AWD PHEV							
A-S8, 2.0L, 4cyl, 34 and 65kW 3-phase Sync.	Electricity + Gasoline	71 MPGe ([45kWh +0.1 gal]/100 mi)	21	410	3	\$1,250	10
	Premium Gasoline	29 / 26 / 33	386				

Manufacturer Model Trans, Eng Size, Cyl Elec. Motor	Fuel	Fuel Economy Combined MPGe	Range (miles)	Total Range* (miles)	Charge Time (hrs @ 240 V)	Annual Fuel Cost	GHG Rating
		Comb / City / Hwy MPG					
LARGE CARS							
BMW							
740e xDrive							
A-S8, 2.0L, 4cyl, 83kW DCPM	Electricity + Gasoline	64 MPGe ([52kWh +0 gal]/100 mi)	14	340	3	\$1,450	9
	Premium Gasoline	27 / 25 / 29	326				
PORSCHE							
Panamera 4 e-Hybrid							
AM-S8, 2.9L, 6cyl, 70 kW DC Brushless	Electricity	46 MPGe (59kWh/100 mi)	16	480	3	\$1,700	8
	Premium Gasoline	22 / 20 / 25	462				
Panamera 4 e-Hybrid Executive							
AM-S8, 2.9L, 6cyl, 70 kW DC Brushless	Electricity	46 MPGe (59kWh/100 mi)	16	480	3	\$1,700	8
	Premium Gasoline	22 / 20 / 25	462				
Panamera 4 e-Hybrid ST							
AM-S8, 2.9L, 6cyl, 70 kW DC Brushless	Electricity	46 MPGe (59kWh/100 mi)	16	480	3	\$1,700	8
	Premium Gasoline	22 / 20 / 25	462				
Panamera Turbo S e-Hybrid							
AM-S8, 4.0L, 8cyl, 70 kW DC Brushless	Electricity	49 MPGe (67kWh/100 mi)	14	450	3	\$1,900	7
	Premium Gasoline	21 / 19 / 23	440				
Panamera Turbo S e-Hybrid Executive							
AM-S8, 4.0L, 8cyl, 70 kW DC Brushless	Electricity	49 MPGe (67kWh/100 mi)	14	450	3	\$1,900	7
	Premium Gasoline	21 / 19 / 23	440				
Panamera Turbo S e-Hybrid ST							
AM-S8, 4.0L, 8cyl, 70 kW DC Brushless	Electricity	49 MPGe (67kWh/100 mi)	14	450	3	\$1,900	7
	Premium Gasoline	21 / 19 / 23	440				
SMALL STATION WAGONS							
KIA							
Niro Plug-in Hybrid							
AM-6, 1.6L, 4cyl, 32kW IPMSM	Electricity + Gasoline	105 MPGe ([32kWh +0 gal]/100 mi)	26	560	2.2	\$700	10
	Gasoline	46 / 48 / 44	530				
MINIVANS 2WD							
CHRYSLER							
Pacifica Hybrid†							
AV, 3.6L, 6cyl, 89 kW AC Induction	Electricity + Gasoline	84 MPGe ([40kWh +0 gal]/100 mi)	33	570	2	\$900	10
	Gasoline	32 / 32 / 33	533				
SMALL SPORT UTILITY VEHICLES 4WD							
MERCEDES-BENZ							
GLC350e 4matic							
A-7, 2.0L, 4cyl, 85 kW DCPM	Electricity + Gasoline	56 MPGe ([59kWh +0 gal]/100 mi)	10	350	1.9	\$1,600	9
	Premium Gasoline	25 / 24 / 27	336				
MITSUBISHI							
Outlander PHEV							
A-1, 2.0L, 4cyl, 60 kW DCPM	Electricity + Gasoline	74 MPGe ([45kWh +0 gal]/100 mi)	22	310	3.5	\$1,150	10
	Gasoline	25 / 25 / 26	288				
VOLVO							
XC60 AWD PHEV							
A-S8, 2.0L, 4cyl, 34 and 65kW 3-phase Sync.	Electricity + Gasoline	59 MPGe ([53kWh +0.1 gal]/100 mi)	18	370	3	\$1,450	10
	Premium Gasoline	26 / 26 / 28	350				

Manufacturer Model Trans, Eng Size, Cyl Elec. Motor	Fuel	Fuel Economy Combined MPGe	Range (miles)	Total Range* (miles)	Charge Time (hrs @ 240 V)	Annual Fuel Cost	GHG Rating
		Comb / City / Hwy MPG					

STANDARD SPORT UTILITY VEHICLES 4WD

BMW

X5 xDrive40e

A-S8, 2.0L, 4cyl, 83 kW AC Induction	Electricity + Gasoline	56 MPGe ([59kWh +0 gal]/100 mi)	14	540	3	\$1,650	8
	Premium Gasoline	24 / 23 / 25	521				

MERCEDES-BENZ

GLE550e 4matic

A-7, 3.0L, 6cyl, 85 kW DCPM	Electricity + Gasoline	43 MPGe ([69kWh +0.3 gal]/100 mi)	10	460	1.9	\$1,950	7
	Premium Gasoline	21 / 20 / 23	445				

PORSCHE

Cayenne S e-Hybrid

AM-8, 3.0L, 6cyl, 70 kW DC Brushless	Electricity	47 MPGe (70kWh/100 mi)	14	490	3	\$1,800	8
	Premium Gasoline	22 / 21 / 24	480				

VOLVO

XC90 AWD PHEV

A-S8, 2.0L, 4cyl, 34 and 65kW 3-phase Sync.	Electricity + Gasoline	62 MPGe ([50kWh +0.1 gal]/100 mi)	19	380	3	\$1,350	10
	Premium Gasoline	27 / 26 / 30	363				

NOTES AND ABBREVIATIONS:		AC..... Alternating current induction motor
*.....Total range includes operation on both electricity and gasoline and is rounded to the nearest 10 miles.		DCPM.....Direct current permanent magnet brushless motor
†.....This vehicle did not use any gasoline for charge-depleting (electric) operation during EPA city and highway tests. However, depending on how you drive the vehicle, you may use both gasoline and electricity during charge-depleting operation following a full charge.		IPMSM.....Interior permanent magnet synchronous motor
		NA.....Interior permanent magnet synchronous motor
		PMSM.....Permanent magnet synchronous motor
		Sync..... Synchronous

HYBRID-ELECTRIC VEHICLES

Hybrids combine the best features of the internal combustion engine with an electric motor and can significantly improve fuel economy. They are primarily propelled by an internal combustion engine, just like conventional vehicles. However, they also use regenerative braking to convert energy normally wasted during coasting and braking into electricity. The recovered electricity is stored in a battery until needed by the electric motor. The electric motor assists the engine when accelerating or hill climbing and at low speeds, where internal combustion engines are least efficient.

Manufacturer Model Configuration (trans, eng size, cyl)	MPG		Annual Fuel Cost	GHG Rating	Battery Type
	Comb	City/Hwy			

TWO-SEATER CARS

ACURA

NSX Hybrid

AM-S9, 3.5L, 6cyl	21	21/22	\$2,150	4	260V Li-Ion
-------------------	----	-------	---------	---	-------------

SUBCOMPACT CARS

LEXUS

LC 500h

AV-S10, 3.5L, 6cyl	30	26/35	\$1,500	7	311V Li-Ion
--------------------	----	-------	---------	---	-------------

COMPACT CARS

INFINITI

Q50 Hybrid

A-S7, 3.5L, 6cyl	29	27/32	\$1,550	6	346V Li-Ion
------------------	----	-------	---------	---	-------------

Q50 Hybrid AWD

A-S7, 3.5L, 6cyl	28	26/30	\$1,600	6	346V Li-Ion
------------------	----	-------	---------	---	-------------

TOYOTA

Prius c

AV, 1.5L, 4cyl	46	48/43	\$750	10	144V Ni-MH
----------------	----	-------	-------	----	------------

MIDSIZE CARS

ACURA

RLX Hybrid

AM-S7, 3.5L, 6cyl	28	28/29	\$1,600	6	259V Li-Ion
-------------------	----	-------	---------	---	-------------

BUICK

LaCrosse eAssist

A-6, 2.5L, 4cyl	29	25/35	\$1,250	6	86V Li-Ion
-----------------	----	-------	---------	---	------------

CHEVROLET

Malibu Hybrid

AV, 1.8L, 4cyl	46	49/43	\$750	10	300V Li-Ion
----------------	----	-------	-------	----	-------------

FORD

Fusion Hybrid FWD

AV, 2.0L, 4cyl	42	43/41	\$850	9	280V Li-Ion
----------------	----	-------	-------	---	-------------

HYUNDAI

Sonata Hybrid

AM-6, 2.0L, 4cyl	41	39/44	\$850	9	270V Li-Ion
------------------	----	-------	-------	---	-------------

Sonata Hybrid SE

AM-6, 2.0L, 4cyl	42	40/46	\$850	9	270V Li-Ion
------------------	----	-------	-------	---	-------------

INFINITI

Q70 Hybrid

A-S7, 3.5L, 6cyl	30	28/33	\$1,500	7	346V Li-Ion
------------------	----	-------	---------	---	-------------

KIA

Optima Hybrid

AM-6, 2.0L, 4cyl	42	39/46	\$850	9	270V Li-Ion
------------------	----	-------	-------	---	-------------

Note: Unlike plug-in hybrids, conventional hybrids cannot be plugged into an external source of electricity to be recharged or run on electricity for any substantial distance. Instead, gasoline and regenerative braking provide all of the vehicle's energy.

Annual fuel cost is estimated assuming 15,000 miles of travel each year (55% city and 45% highway) and a fuel cost of \$2.37 per gallon for regular unleaded gasoline or \$3.03 for premium gasoline.

Manufacturer Model Configuration (trans, eng size, cyl)	MPG		Annual Fuel Cost	GHG Rating	Battery Type
	Comb	City/Hwy			

LEXUS

ES 300h

AV-S6, 2.5L, 4cyl	40	40/39	\$900	9	245V Ni-MH
-------------------	----	-------	-------	---	------------

GS 450h

AV-S8, 3.5L, 6cyl	31	29/34	\$1,450	7	288V Ni-MH
-------------------	----	-------	---------	---	------------

LS 500h

AV-S10, 3.5L, 6cyl	28	25/33	\$1,600	6	311V Li-Ion
--------------------	----	-------	---------	---	-------------

LS 500h AWD

AV-S10, 3.5L, 6cyl	26	23/31	\$1,750	5	311V Li-Ion
--------------------	----	-------	---------	---	-------------

LINCOLN

MKZ Hybrid FWD

AV, 2.0L, 4cyl	40	41/38	\$900	9	280V Li-Ion
----------------	----	-------	-------	---	-------------

TOYOTA

Avalon Hybrid

AV-S6, 2.5L, 4cyl	40	40/39	\$900	9	245V Ni-MH
-------------------	----	-------	-------	---	------------

Camry Hybrid LE

AV-S6, 2.5L, 4cyl	52	51/53	\$700	10	259V Li-Ion
-------------------	----	-------	-------	----	-------------

Camry Hybrid XLE/SE

AV-S6, 2.5L, 4cyl	46	44/47	\$750	10	245V Ni-MH
-------------------	----	-------	-------	----	------------

Prius

AV, 1.8L, 4cyl	52	54/50	\$700	10	202V Ni-MH
----------------	----	-------	-------	----	------------

Prius Eco

AV, 1.8L, 4cyl	56	58/53	\$650	10	207V Li-Ion
----------------	----	-------	-------	----	-------------

LARGE CARS

FORD

C-MAX Hybrid FWD

AV, 2.0L, 4cyl	40	42/38	\$900	9	280V Li-Ion
----------------	----	-------	-------	---	-------------

HONDA

Accord Hybrid

AV, 2.0L, 4cyl	47	47/47	\$750	10	259V Li-Ion
----------------	----	-------	-------	----	-------------

HYUNDAI

Ioniq

AM-6, 1.6L, 4cyl	55	55/54	\$650	10	240V Li-Ion
------------------	----	-------	-------	----	-------------

Ioniq Blue

AM-6, 1.6L, 4cyl	58	57/59	\$600	10	240V Li-Ion
------------------	----	-------	-------	----	-------------

SMALL STATION WAGONS

KIA

Niro

AM-6, 1.6L, 4cyl	49	51/46	\$750	10	240V Li-Ion
------------------	----	-------	-------	----	-------------

Niro FE

AM-6, 1.6L, 4cyl	50	52/49	\$700	10	240V Li-Ion
------------------	----	-------	-------	----	-------------

Niro Touring

AM-6, 1.6L, 4cyl	43	46/40	\$850	9	240V Li-Ion
------------------	----	-------	-------	---	-------------

STANDARD PICKUP TRUCKS 2WD

CHEVROLET

Silverado 15 Hybrid 2WD

A-8, 5.3L, 8cyl	20	18/24	\$1,800	4	86V Li-Ion
-----------------	----	-------	---------	---	------------

Manufacturer Model Configuration (trans, eng size, cyl)	MPG		Annual Fuel Cost	GHG Rating	Battery Type
	Comb	City/Hwy			

GMC

Sierra 15 Hybrid 2WD

A-8, 5.3L, 8cyl	20	18/24	\$1,800	4	86V Li-Ion
-----------------	----	-------	---------	---	------------

STANDARD PICKUP TRUCKS 4WD

CHEVROLET

Silverado 15 Hybrid 4WD

A-8, 5.3L, 8cyl	18	16/21	\$2,000	3	86V Li-Ion
-----------------	----	-------	---------	---	------------

GMC

Sierra 15 Hybrid 4WD

A-8, 5.3L, 8cyl	18	16/21	\$2,000	3	86V Li-Ion
-----------------	----	-------	---------	---	------------

SMALL SPORT UTILITY VEHICLES 2WD

NISSAN

Rogue Hybrid FWD

AV-S7, 2.0L, 4cyl	34	33/35	\$1,050	8	202V Li-Ion
-------------------	----	-------	---------	---	-------------

SMALL SPORT UTILITY VEHICLES 4WD

ACURA

MDX Hybrid AWD

AM-S7, 3.0L, 6cyl	27	26/27	\$1,700	6	259V Li-Ion
-------------------	----	-------	---------	---	-------------

JEEP

New Wrangler 4WD

A-8, 2.0L, 4cyl	24	23/25	\$1,900	5	48V Li-Ion
-----------------	----	-------	---------	---	------------

New Wrangler Unlimited 4WD

A-8, 2.0L, 4cyl	22	22/24	\$2,050	4	48V Li-Ion
-----------------	----	-------	---------	---	------------

Manufacturer Model Configuration (trans, eng size, cyl)	MPG		Annual Fuel Cost	GHG Rating	Battery Type
	Comb	City/Hwy			

LEXUS

NX 300h AWD

AV-S6, 2.5L, 4cyl	31	33/30	\$1,150	7	245V Ni-MH
-------------------	----	-------	---------	---	------------

NISSAN

Rogue Hybrid AWD

AV-S7, 2.0L, 4cyl	33	31/34	\$1,100	8	202V Li-Ion
-------------------	----	-------	---------	---	-------------

TOYOTA

RAV4 Hybrid AWD

AV-S6, 2.5L, 4cyl	32	34/30	\$1,100	7	245V Ni-MH
-------------------	----	-------	---------	---	------------

STANDARD SPORT UTILITY VEHICLES 4WD

LEXUS

RX 450h AWD

AV-S6, 3.5L, 6cyl	30	31/28	\$1,500	7	288V Ni-MH
-------------------	----	-------	---------	---	------------

RX 450h L AWD

AV-S6, 3.5L, 6cyl	29	29/28	\$1,550	6	288V Ni-MH
-------------------	----	-------	---------	---	------------

TOYOTA

Highlander Hybrid AWD

AV-S6, 3.5L, 6cyl	28	29/27	\$1,250	6	288V Ni-MH
-------------------	----	-------	---------	---	------------

Highlander Hybrid AWD LE Plus

AV-S6, 3.5L, 6cyl	29	30/28	\$1,250	6	288V Ni-MH
-------------------	----	-------	---------	---	------------

ETHANOL FLEXIBLE FUEL VEHICLES

Ethanol flexible fuel vehicles (FFVs) are designed by the original manufacturer to operate on gasoline, E85, or any mixture of the two fuels. Annual fuel cost is estimated assuming 15,000 miles of travel each year (55% city and 45% highway) and an average fuel cost of \$2.35 per gallon for E85, \$2.37 per gallon for regular unleaded gasoline, and \$3.03 per gallon for premium unleaded gasoline. The price of ethanol is highly variable from region to region; it is typically lower in the Midwestern United States and higher in other areas. Also, the ethanol content of E85 can range from 51% to 83% and typically varies seasonally. Therefore,

Manufacturer Model Configuration (trans, eng size, cyl)	MPG		Annual Fuel Cost	GHG Rating	Fuel	Range (miles)
	Comb	City/Hwy				
COMPACT CARS						

MERCEDES-BENZ CLA250 4matic

AM-7, 2.0L, 4cyl	27	24/32	\$1,700	6	PR	400
	20	17/24	\$1,750	6	E85	300

LARGE CARS

CHEVROLET Impala

A-S6, 3.6L, 6cyl	22	18/28	\$1,600	4	Gas	409
	16	14/20	\$2,200	5	E85	298

CHRYSLER 300

A-8, 3.6L, 6cyl	23	19/30	\$1,550	5	Gas	426
	17	14/22	\$2,050	5	E85	314

300 AWD

A-8, 3.6L, 6cyl	21	18/27	\$1,700	4	Gas	388
	16	13/20	\$2,200	4	E85	296

DODGE Charger

A-8, 3.6L, 6cyl	23	19/30	\$1,550	5	Gas	426
	17	14/22	\$2,050	5	E85	314

Charger AWD

A-8, 3.6L, 6cyl	21	18/27	\$1,700	4	Gas	388
	16	13/20	\$2,200	4	E85	296

FORD

Taurus AWD FFV

A-S6, 3.5L, 6cyl	19	17/24	\$1,850	3	Gas	361
	14	13/18	\$2,500	4	E85	266

Taurus FWD FFV

A-S6, 3.5L, 6cyl	21	18/27	\$1,700	4	Gas	399
	16	13/20	\$2,200	4	E85	304

SMALL PICKUP TRUCKS 2WD

NISSAN

Frontier 2WD FFV

A-5, 4.0L, 6cyl	18	16/22	\$2,000	3	Gas	380
	13	11/16	\$2,700	3	E85	270

SMALL PICKUP TRUCKS 4WD

NISSAN

Frontier 4WD FFV

A-5, 4.0L, 6cyl	17	15/21	\$2,100	3	Gas	360
	12	11/15	\$2,950	3	E85	250

actual consumer experience may differ significantly from the annual fuel cost estimates presented here, which are based on fuel economy tests using E85.

Fuel economy and driving range values are shown for both gasoline and E85. When operating your FFV on mixtures of gasoline and E85, such as when alternating between using these fuels, your driving range and fuel economy values will likely be somewhere between those listed for the two fuels, depending on the actual percentages of gasoline and E85 in the tank.

Manufacturer Model Configuration (trans, eng size, cyl)	MPG		Annual Fuel Cost	GHG Rating	Fuel	Range (miles)
	Comb	City/Hwy				
STANDARD PICKUP TRUCKS 2WD						

CHEVROLET

Silverado C15 2WD

A-6, 4.3L, 6cyl	20	18/24	\$1,800	4	Gas	520/680
	14	12/16	\$2,500	3	E85	364/476
A-6, 5.3L, 8cyl	19	16/23	\$1,850	3	Gas	494/646
	14	12/17	\$2,500	4	E85	364/476

FORD

F150 2WD FFV BASE PAYLOAD LT

A-S10, 5.0L, 8cyl	18	16/21	\$2,000	3	Gas	430/486
	14	12/17	\$2,500	4	E85	335/378

F150 2WD FFV BASE PAYLOAD LT TIRE

A-S6, 3.3L, 6cyl	21	19/24	\$1,700	4	Gas	502/567
	16	14/19	\$2,200	5	E85	382/432
A-S6, 5.0L, 8cyl	NA	NA	NA	NA	Gas	
	NA	NA	NA	NA	E85	

F150 5.0L 2WD FFV GVWR>7599 LBS

A-S10, 5.0L, 8cyl	17	16/20	\$2,100	3	Gas	406/459
	14	12/17	\$2,500	4	E85	335/378
A-S6, 5.0L, 8cyl	NA	NA	NA	NA	Gas	
	NA	NA	NA	NA	E85	

F150 Pickup 2WD FFV

A-S6, 3.3L, 6cyl	22	20/25	\$1,600	4	Gas	526/594
	16	14/19	\$2,200	5	E85	382/432
A-S10, 5.0L, 8cyl	19	17/23	\$1,850	3	Gas	454/513
	14	12/17	\$2,500	4	E85	335/378
A-S6, 5.0L, 8cyl	NA	NA	NA	NA	Gas	
	NA	NA	NA	NA	E85	

GMC

Sierra C15 2WD

A-6, 4.3L, 6cyl	20	18/24	\$1,800	4	Gas	520/680
	14	12/16	\$2,500	3	E85	364/476
A-6, 5.3L, 8cyl	19	16/23	\$1,850	3	Gas	494/646
	14	12/17	\$2,500	4	E85	364/476

RAM

1500 2WD

A-8, 3.6L, 6cyl	20	17/25	\$1,800	4	Gas	520/640
	14	12/17	\$2,500	4	E85	364/448

STANDARD PICKUP TRUCKS 4WD

CHEVROLET

Silverado K15 4WD

A-6, 4.3L, 6cyl	19	17/22	\$1,850	3	Gas	494/646
	13	12/15	\$2,700	3	E85	338/442
A-6, 5.3L, 8cyl	18	16/22	\$2,000	3	Gas	468/612
	13	11/16	\$2,700	3	E85	338/442

Manufacturer Model Configuration (trans, eng size, cyl)	MPG		Annual Fuel Cost	GHG Rating	Fuel	Range (miles)
	Comb	City/Hwy				

FORD

F150 4WD FFV BASE PAYLOAD LT

A-S10, 5.0L, 8cyl	17	16/20	\$2,100	3	Gas	406/459
	13	12/15	\$2,700	3	E85	311/351

F150 4WD FFV BASE PAYLOAD LT TIRE

A-S6, 3.3L, 6cyl	19	17/22	\$1,850	3	Gas	454/513
	15	14/17	\$2,350	4	E85	358/405
A-S6, 5.0L, 8cyl	NA	NA	NA	NA	Gas	NA
	NA	NA	NA	NA	E85	NA

F150 5.0L 4WD FFV GVWR>7599 LBS

A-S10, 5.0L, 8cyl	17	15/19	\$2,100	3	Gas	406/459
	13	11/14	\$2,700	3	E85	311/351
A-S6, 5.0L, 8cyl	NA	NA	NA	NA	Gas	NA
	NA	NA	NA	NA	E85	NA

F150 Pickup 4WD FFV

A-S6, 3.3L, 6cyl	20	18/23	\$1,800	4	Gas	478/540
	15	13/17	\$2,350	4	E85	358/405
A-S10, 5.0L, 8cyl	18	16/22	\$2,000	3	Gas	430/486
	13	12/15	\$2,700	3	E85	311/351
A-S6, 5.0L, 8cyl	NA	NA	NA	NA	Gas	
	NA	NA	NA	NA	E85	

GMC

Sierra K15 4WD

A-6, 4.3L, 6cyl	19	17/22	\$1,850	3	Gas	494/646
	13	12/15	\$2,700	3	E85	338/442
A-6, 5.3L, 8cyl	18	16/22	\$2,000	3	Gas	468/612
	13	11/16	\$2,700	3	E85	338/442

RAM

1500 4WD

A-8, 3.6L, 6cyl	19	16/23	\$1,850	3	Gas	494/608
	13	11/16	\$2,700	3	E85	338/416

TOYOTA

Tundra 4WD FFV

A-S6, 5.7L, 8cyl	15	13/17	\$2,350	2	Gas	396/570
	10	9/12	\$3,500	1	E85	264/380

VANS, PASSENGER TYPE

FORD

Transit T150 Wagon FFV

A-S6, 3.7L, 6cyl	16	14/18	\$2,200	2	Gas	402
	11	10/13	\$3,200	2	E85	276

SPECIAL PURPOSE VEHICLES 2WD

FORD

Transit Connect Van FFV

A-S6, 2.5L, 4cyl	23	20/27	\$1,550	5	Gas	363
	17	15/20	\$2,050	5	E85	269

Transit Connect Wagon FFV

A-S6, 2.5L, 4cyl	22	19/27	\$1,600	4	Gas	348
	16	14/19	\$2,200	5	E85	253

Transit Connect Wagon LWB FFV

A-S6, 2.5L, 4cyl	22	19/27	\$1,600	4	Gas	348
	16	14/19	\$2,200	5	E85	253

MINIVANS 2WD

DODGE

Grand Caravan

A-6, 3.6L, 6cyl	20	17/25	\$1,800	4	Gas	400
	14	12/18	\$2,500	4	E85	280

Manufacturer Model Configuration (trans, eng size, cyl)	MPG		Annual Fuel Cost	GHG Rating	Fuel	Range (miles)
	Comb	City/Hwy				

SMALL SPORT UTILITY VEHICLES 2WD

DODGE

Journey

A-6, 3.6L, 6cyl	19	17/25	\$1,850	3	Gas	390
	14	12/18	\$2,500	4	E85	287

FORD

Escape FWD FFV

A-S6, 2.5L, 4cyl	24	21/29	\$1,500	5	Gas	389
	18	15/22	\$1,950	5	E85	292

JEEP

Cherokee FWD

A-9, 2.4L, 4cyl	25	21/30	\$1,400	5	Gas	395
	18	15/22	\$1,950	5	E85	284

Renegade 2WD

A-9, 2.4L, 4cyl	25	22/30	\$1,400	5	Gas	318
	19	16/23	\$1,850	6	E85	241

SMALL SPORT UTILITY VEHICLES 4WD

JEEP

Cherokee 4WD

A-9, 2.4L, 4cyl	23	21/28	\$1,550	5	Gas	363
	17	14/21	\$2,050	5	E85	269

MERCEDES-BENZ

GLA250 4matic

AM-7, 2.0L, 4cyl	26	23/31	\$1,750	5	PR	380
	19	17/23	\$1,850	6	E85	280

STANDARD SPORT UTILITY VEHICLES 2WD

CHEVROLET

Suburban C1500 2WD

A-6, 5.3L, 8cyl	19	16/23	\$1,850	3	Gas	604
	14	12/17	\$2,500	4	E85	445

Tahoe C1500 2WD

A-6, 5.3L, 8cyl	19	16/23	\$1,850	3	Gas	484
	14	12/17	\$2,500	4	E85	357

FORD

Explorer 2WD FFV

A-S6, 3.5L, 6cyl	20	17/24	\$1,800	4	Gas	372
	15	13/18	\$2,350	4	E85	279

GMC

Yukon C1500 2WD

A-6, 5.3L, 8cyl	19	16/23	\$1,850	3	Gas	484
	14	12/17	\$2,500	4	E85	357

Yukon C1500 XL 2WD

A-6, 5.3L, 8cyl	19	16/23	\$1,850	3	Gas	604
	14	12/17	\$2,500	4	E85	445

STANDARD SPORT UTILITY VEHICLES 4WD

CHEVROLET

Suburban K1500 4WD

A-6, 5.3L, 8cyl	18	15/22	\$2,000	3	Gas	572
	12	11/15	\$2,950	3	E85	382

Tahoe K1500 4WD

A-6, 5.3L, 8cyl	18	16/22	\$2,000	3	Gas	459
	13	11/16	\$2,700	3	E85	332

Manufacturer Model Configuration (trans, eng size, cyl)	MPG		Annual Fuel Cost	GHG Rating	Fuel	Range (miles)
	Comb	City/Hwy				

FORD

Explorer AWD FFV

A-S6, 3.5L, 6cyl	18	16/22	\$2,000	3	Gas	335
	14	12/16	\$2,500	3	E85	260

GMC

Yukon K1500 4WD

A-6, 5.3L, 8cyl	18	16/22	\$2,000	3	Gas	459
	13	11/16	\$2,700	3	E85	332

Yukon K1500 XL 4WD

A-6, 5.3L, 8cyl	18	15/22	\$2,000	3	Gas	572
	12	11/15	\$2,950	3	E85	382

Manufacturer Model Configuration (trans, eng size, cyl)	MPG		Annual Fuel Cost	GHG Rating	Fuel	Range (miles)
	Comb	City/Hwy				

MERCEDES-BENZ

GLE350 4matic

A-7, 3.5L, 6cyl	19	18/22	\$2,400	3	PR	470
	14	13/17	\$2,500	4	E85	340

TOYOTA

Sequoia 4WD FFV

A-S6, 5.7L, 8cyl	14	13/17	\$2,550	1	Gas	370
	10	9/13	\$3,500	2	E85	264

INDEX

	Interior Volume (cu.ft.) Passenger / Cargo					Interior Volume (cu.ft.) Passenger / Cargo					Interior Volume (cu.ft.) Passenger / Cargo			
	2dr	4dr	Hatch	Pg		2dr	4dr	Hatch	Pg		2dr	4dr	Hatch	Pg
ACURA														
ILX		89/12		12										
MDX AWD				28										
MDX FWD				26										
MDX Hybrid AWD				28,45										
NSX Hybrid				7,44										
RDX AWD				28										
RDX FWD				26										
RLX		102/15		15										
RLX Hybrid		102/15		15,44										
TLX AWD		93/14		12										
TLX AWD A-SPEC		93/14		12										
TLX FWD		93/14		12										
TLX FWD A-SPEC		93/14		12										
ALFA ROMEO														
4C				7										
Giulia		100/12		15										
Giulia AWD		100/12		15										
Stelvio AWD				28										
ASTON MARTIN														
DB11 V12		72/9		9										
DB11 V8		72/9		9										
Rapide S		83/14		10										
Vanquish S Zagato		78/5		9										
AUDI														
A3		86/12		10										
A3 Cabriolet		79/10		10										
A3 Cabriolet quattro		79/10		10										
A3 e-tron			89/14	12,40										
A3 quattro		86/10		10										
A3 Sportback eTron				40										
A4 quattro		92/13		12										
A4 Ultra		92/13		12										
A5 Cabriolet quattro		81/10		10										
A5 quattro		84/12		10										
A5 Sportback quattro			91/22	15										
A6		98/16		15										
A6 quattro		98/16		15										
A7 quattro			94/25	15										
A8 L		107/15		19										
allroad quattro		90/28		22										
Q3			84/17	12										
Q3 quattro			84/17	12										
Q5				28										
Q7				32										
R8 AWD				7										
R8 RWD				7										
R8 Spyder AWD				7										
R8 Spyder RWD				7										
RS 3		86/10		10										
RS 5		84/13		10										
RS 7			94/25	15										
S3		86/10		10										
S4		90/13		12										
S5		84/13		10										
S5 Cabriolet		81/10		10										
S5 Sportback			91/22	15										
S6		98/16		15										
S7			94/25	15										
BENTLEY														
Bentayga				32										
Continental GT Convertible		86/7		10										
Continental Supersports Convertible		86/7		10										
Flying Spur		102/13		15										
Mulsanne		101/11		15										
BMW														
230i Convertible		82/10		10										
230i Coupe		89/10		10										
230i xDrive Convertible		82/10		10										
230i xDrive Coupe		89/10		10										
320i		96/13		12										
320i xDrive		96/13		12										
328d		96/13		12,35										
328d xDrive		96/13		12,35										
328d xDrive Sports Wagon		97/28		22,35										
330e		96/9		12,40										
330i		96/13		12										
330i xDrive		96/13		13										
330i xDrive Gran Turismo			102/25	19										
330i xDrive Sports Wagon		97/28		22										
340i		96/13		13										
340i xDrive		96/13		13										
340i xDrive Gran Turismo			102/25	19										
430i Convertible		90/9		10										
430i Coupe		90/11		13										
430i Gran Coupe		92/12		13										
430i xDrive Convertible		90/9		10										
430i xDrive Coupe		90/11		13										
430i xDrive Gran Coupe		92/12		13										
440i Convertible		90/9		10										
440i Coupe		90/11		13										
440i Gran Coupe		92/12		13										
440i xDrive Convertible		90/9		10										
440i xDrive Coupe		90/11		13										
440i xDrive Gran Coupe		92/12		13										
530e		99/10		13,40										
530e xDrive		99/10		13,41										
530i		99/14		16										
530i xDrive		99/14		16										
540d xDrive		99/14		16,35										
540i		99/14		16										
540i xDrive		99/14		16										
640i Convertible		88/11		10										
640i Gran Coupe		97/12		13										
640i xDrive Convertible		88/11		10										
640i xDrive Gran Coupe		97/12		13										
640i xDrive Gran Turismo			107/31	19										
650i Convertible		88/11		10										
650i Gran Coupe		97/12		13										
BUGATTI														
Chiron				7										
BUICK														
Cascada		82/9		11										
Enclave AWD				32										
Enclave FWD				31										
Encore				26										
Encore AWD				28										
Envision AWD				28										
Envision FWD		75/26		26										
LaCrosse		102/16		16										

INDEX

Interior Volume (cu.ft.) Passenger / Cargo					Interior Volume (cu.ft.) Passenger / Cargo					Interior Volume (cu.ft.) Passenger / Cargo				
	2dr	4dr	Hatch	Pg		2dr	4dr	Hatch	Pg		2dr	4dr	Hatch	Pg
Yukon C1500 2WD				31,47	Q60 AWD	85/9			11	Forte 5			98/23	21
Yukon C1500 XL 2WD				31,47	Q60 Red Sport	85/9			11	K900	110/16			21
Yukon K1500 4WD				32,48	Q60 Red Sport AWD	85/9			11	Niro	101/22			22,44
Yukon K1500 XL 4WD				33,48	Q70		104/15		17	Niro FE	101/22			6,22,44
HONDA					Q70 AWD		104/15		17	Niro Plug-in Hybrid	101/19			22,42
Accord		106/17		20	Q70 Hybrid		104/11		17,44	Niro Touring	101/22			22,44
Accord 2.0T Sport/Touring		103/17		16	QX30			89/19	14	Optima	105/16			21
Accord Hybrid		106/17		20,44	QX30 AWD			89/19	14	Optima FE	106/16			21
Civic 2Dr	91/12			13	QX60 AWD				29	Optima Hybrid	105/13			17,44
Civic 4Dr		98/15		16	QX60 FWD				27	Optima Plug-in Hybrid	105/10			17,41
Civic 5Dr			97/26	20	QX80 2WD				31	Optima S	105/16			21
Civic 5Dr - Type R			97/26	20	QX80 4WD				33	Rio	90/14			14
Civic 5Dr Sport			97/26	20	JAGUAR					Sedona				26
Civic Si 2Dr	91/12			13	E-Pace				29	Sedona SX				26
Civic Si 4Dr		98/15		16	E-Pace (296 Hp)				29	Sedona SXL				26
Clarity				39	F-Pace				29,35	Sorento AWD				29
Clarity EV		102/16		16,37	F-Pace (296 Hp)				29	Sorento FE AWD				29
Clarity Plug-in Hybrid		102/15		16,41	F-Type Convertible				7	Sorento FWD				27
CR-V AWD				29	F-Type Coupe				7	Soul	101/24			22
CR-V FWD				27	F-Type R AWD Convertible				8	Soul Electric	97/19			22,38
Fit	96/17			22	F-Type R AWD Coupe				8	Sportage AWD				29
HR-V AWD		100/23		22	F-Type S AWD Convertible				8	Sportage FE AWD				29
HR-V FWD		100/24		22	F-Type S AWD Coupe				8	Sportage FE FWD				27
Odyssey				6,26	F-Type S AWD Coupe				8	Sportage FWD				27
Pilot AWD				29	F-Type S Convertible				8	Stinger AWD	95/23			17
Pilot FWD				27	F-Type S Coupe				8	Stinger RWD	95/23			17
Ridgeline AWD				25	XE		91/10		14,35	KOENIGSEGG				
Ridgeline FWD				23	XE (296 Hp)		91/10		14	Agera RS				8
HYUNDAI					XE AWD		91/10		14,35	LAMBORGHINI				
Accent	90/14	91/22		14	XE AWD (296 Hp)		91/10		14	Aventador Coupe				8
Elantra	96/14			17	XF		97/14		17,35	Aventador Roadster				8
Elantra GT			97/25	20	XF (296 Hp)		97/14		17	Aventador S Coupe				8
Elantra SE	96/14			17	XF AWD		97/14		17,35	Aventador S Roadster				8
Ioniq		96/27		20,44	XF AWD (296 Hp)		97/14		17	Aventador S Roadster				8
Ioniq Blue			96/27	6,20,44	XF Sportbrake AWD		97/34		23	Huracan				8
Ioniq Electric	96/23			6,17,37	XJ		102/18		21	Huracan 2WD				8
Ioniq Plug-in Hybrid			96/23	17,41	XJ AWD		102/18		21	Huracan Spyder				8
Kona AWD				29	XJL		109/18		21	Huracan Spyder 2WD				8
Kona FWD				27	XJL AWD		109/18		21	LAND ROVER				
Santa Fe AWD				29	JEEP					Discovery				33,36
Santa Fe FWD				27	Cherokee 4WD				29,47	Discovery Sport				30
Santa Fe Sport AWD				29	Cherokee 4WD Active Drive II				29	Discovery Sport (286 Hp)				30
Santa Fe Sport FWD				27	Cherokee FWD				27,47	Range Rover				33,36
Santa Fe Sport Ultimate AWD				29	Cherokee Trailhawk 4WD				29	Range Rover Evoque				30
Santa Fe Sport Ultimate FWD				27	Compass 4WD				29	Range Rover Evoque (286 Hp)				30
Santa Fe Ultimate AWD				29	Compass FWD				27	Range Rover Evoque Convertible				30
Santa Fe Ultimate FWD				27	Grand Cherokee 2WD				31,36	Range Rover LWB				33
Sonata	106/16			20	Grand Cherokee 4WD				33,36	Range Rover LWB SVA				33
Sonata Hybrid	106/13			17,44	Grand Cherokee SRT 4WD				33	Range Rover Sport				33,36
Sonata Hybrid SE	106/13			17,44	Grand Cherokee TrackHawk 4WD				33	Range Rover Sport SVR				33
Sonata Plug-in Hybrid	106/10			17,41	New Wrangler 4WD				29,45	Range Rover SVA				33
Sonata SE	106/16			20	New Wrangler Unlimited 4WD				29,45	Range Rover Velar				30,35
Tucson AWD				29	Renegade 2WD				27,47	LEXUS				
Tucson FWD				27	Renegade 4WD				29	ES 300h	100/12			17,44
INFINITI					Wrangler 4WD				29	ES 350	100/15			17
Q50	102/13			17	Wrangler Unlimited 4WD				29	GS 300	99/14			17
Q50 AWD	102/13			17	KARMA					GS 300 F Sport	99/14			17
Q50 Hybrid	100/9			14,44	Revero		89/7		11,40	GS 350	99/14			17
Q50 Hybrid AWD	100/9			14,44	KIA					GS 350 AWD	100/14			17
Q50 Red Sport	100/14			17	Cadenza		108/16		21	GS 350 F Sport	99/14			17
Q50 Red Sport AWD	100/14			17	Forte		96/15		17	GS 450h	99/13			17,44
Q60	85/9			11	LAND ROVER					GS F	91/14			14

INDEX

Interior Volume (cu.ft.) Passenger / Cargo				Interior Volume (cu.ft.) Passenger / Cargo				Interior Volume (cu.ft.) Passenger / Cargo			
2dr	4dr	Hatch	Pg	2dr	4dr	Hatch	Pg	2dr	4dr	Hatch	Pg
MINI				MINI				MINI			
Cooper S Hardtop 4 door		84/9	12	911 Carrera 4 GTS							
Cooper SE Countryman All4		95/17	18,41	Cabriolet	68/5		9	RAM			
JCW Countryman All4		97/18	18	911 Carrera 4S	70/5		9	1500 2WD			24,35,46
John Cooper Works Clubman All4		92/18	18	911 Carrera 4S				1500 4WD			25,35,47
John Cooper Works Convertible	76/5		9	Cabriolet	68/5		9	1500 4x2 HFE			35
John Cooper Works Hardtop		80/9	12	911 Carrera Cabriolet	68/5		9	Promaster City			26
				911 Carrera GTS	70/5		9				
MITSUBISHI				MITSUBISHI				MITSUBISHI			
Eclipse Cross 2WD			28	911 Carrera GTS Cabriolet	68/5		9	ROLLS-ROYCE			
Eclipse Cross 4WD			30	911 Carrera S	70/5		9	Dawn	100/9		15
Eclipse Cross ES 2WD			28	911 Carrera S Cabriolet	68/5		9	Ghost		111/14	21
Eclipse Cross ES 4WD			30	911 Carrera T	70/5		9	Ghost EWB		117/14	22
Mirage	86/17	86/17	14	911 GT2 RS			8	Phantom		116/15	22
Mirage G4		90/13	14	911 GT3			8	Phantom EWB		127/15	22
Outlander 2WD			28	911 GT3 Touring			8	Wraith	99/13		18
Outlander 4WD			30	911 Targa 4	70/5		9				
Outlander PHEV			30,42	911 Targa 4 GTS	70/5		9	SMART			
Outlander Sport 2WD			28	911 Targa 4S	70/5		9	fortwo electric drive convertible			9,37
Outlander Sport 4WD			30	911 Turbo	70/5		10	fortwo electric drive coupe			6,9,37
				911 Turbo Cabriolet	68/5		10				
NISSAN				NISSAN				NISSAN			
370Z			8	911 Turbo S	70/5		10	SUBARU			
370Z Roadster			8	911 Turbo S Cabriolet	70/5		10	BRZ	77/7		10
Altima		102/15	18	911 Turbo S Exclusive	70/5		10	BRZ tS	77/7		10
Altima SR		102/15	18	Boxster			8	Crosstrek AWD			30
Armada 2WD			32	Boxster GTS			8	Forester AWD			31
Armada 4WD			33	Boxster S			8	Impreza 4-Door	100/12		18
Frontier 2WD			23	Cayenne			33	Impreza 5-Door	101/21		22
Frontier 2WD FFV			23,46	Cayenne GTS			33	Impreza Sport 4-Door	100/12		18
Frontier 4WD			23	Cayenne Platinum			33	Impreza Sport 5-Door	101/21		22
Frontier 4WD FFV			23,46	Cayenne S			34	Legacy AWD	105/15		18
GT-R	79/9		12	Cayenne S e-Hybrid			34,43	Outback AWD			31
Kicks		94/25	18	Cayenne Turbo			34	WRX	97/12		15
Leaf		92/24	18,37	Cayenne Turbo S			34	WRX STI Type RA	97/12		15
Maxima	98/14		18	Cayman			9				
Murano AWD	108/28		23	Cayman GTS			9	TESLA			
Murano FWD	108/28		23	Cayman S			9	Model 3 AWD			37
NV200 Cargo Van			26	Macan			30	Model 3 Long Range	97/15		18,37
NV200 NYC Taxi			26	Macan GTS			30	Model 3 Long Range AWD	97/15		19,37
Pathfinder 2WD			28	Macan S			30	Model 3 Long Range AWD Performance	97/15		19,37
Pathfinder 4WD			30	Macan Turbo			30	Model 3 Mid Range	97/15		19,37
Pathfinder 4WD Platinum			30	Panamera	108/16		21	Model S 100D		94/26	22,38
Rogue AWD			30	Panamera 4	108/16		21	Model S 75D		94/26	6,22,38
Rogue FWD			28	Panamera 4 e-Hybrid	108/16		21,42	Model S 75kWh		94/26	22,38
Rogue Hybrid AWD			30,45	Panamera 4 e-Hybrid Executive	108/16		21,42	Model S AWD - 60D			38
Rogue Hybrid FWD			6,28,45	Panamera 4 e-Hybrid ST	108/16		21,42	Model S AWD - 90D			38
Rogue Sport AWD	96/23		22	Panamera 4 Executive	108/16		21	Model S AWD - P90D			38
Rogue Sport FWD	96/23		22	Panamera 4 ST	108/16		21	Model S P100D	94/26		22,38
Sentra	96/15		18	Panamera 4S	108/16		21	Model S RWD (60 kWh battery)			38
Sentra Nismo	96/15		18	Panamera 4S Executive	108/16		21	Model X 100D			34,38
Titan 2WD			24	Panamera 4S ST	108/16		21	Model X 75D			6,34,38
Titan 4WD			25	Panamera Turbo	108/16		21	Model X AWD - 90D			38
Titan 4WD PRO4X			25	Panamera Turbo Executive	108/16		21	Model X AWD - P90D			38
Versa	90/15	94/19	15	Panamera Turbo S e-Hybrid	108/16		21,42	Model X P100D			34,38
				Panamera Turbo S e-Hybrid Executive	108/16		21,42				
				Panamera Turbo S e-Hybrid ST	108/16		21,42	TOYOTA			
				Panamera Turbo ST	108/16		21	4Runner 2WD			32
								4Runner 4WD			34
								86	77/7		10
								Avalon	104/16		19
								Avalon Hybrid	104/14		19,44
								C-HR		84/19	15
								Camry	100/14		19
								Camry Hybrid LE	100/15		19,44
								Camry Hybrid XLE/SE	100/15		19,44
								Camry LE/SE	100/14		19

INDEX

Interior Volume (cu.ft.) Passenger / Cargo				Interior Volume (cu.ft.) Passenger / Cargo					
	2dr	4dr	Hatch	Pg		2dr	4dr	Hatch	Pg
Camry XLE/XSE		100/14		19	S90 AWD		102/14		19
Camry XSE		100/14		19	S90 AWD PHEV		102/14		19,41
Corolla		98/13		19	S90 FWD		102/14		19
Corolla iM			90/21	19	V60 AWD		92/28		22
Corolla LE Eco		98/13		19	V60 CC AWD		92/28		22
Highlander				28	V60 FWD		92/28		23
Highlander AWD				34	V60 Polestar AWD		92/28		23
Highlander AWD LE				34	V90 AWD		98/34		23
Highlander Hybrid AWD				34,45	V90 CC AWD		98/34		23
Highlander Hybrid AWD LE Plus				34,45	V90 FWD		98/34		6,23
Highlander LE/XLE/SE/LTD				28	XC60 AWD		103/30		31
Land Cruiser Wagon 4WD				34	XC60 AWD PHEV		103/30		31,42
Mirai*				39	XC90 AWD				34
Prius			91/27	19,44	XC90 AWD PHEV				34,43
Prius c			87/17	6,15,44	XC90 FWD				32
Prius Eco			91/27	6,19,44					
Prius Prime			91/20	19,41					
RAV4				28					
RAV4 AWD				31					
RAV4 Hybrid AWD				31,45					
RAV4 LE/XLE				28					
RAV4 Limited AWD/SE AWD				31					
Sequoia 2WD				32					
Sequoia 4WD				34					
Sequoia 4WD FFV				34,48					
Sienna 2WD				6,26					
Sienna AWD				26					
Tacoma 2WD				23					
Tacoma 4WD				23					
Tacoma 4WD Double Cab Off-Road				23					
Tundra 2WD				24					
Tundra 4WD				25					
Tundra 4WD FFV				25,47					
Yaris		86/13	85/16	15					
Yaris iA		86/13		6,12					

VOLKSWAGEN

Atlas				28
Atlas 4motion				31
Beetle			85/15	15
Beetle Convertible	81/7			12
Beetle Dune			85/15	15
Beetle Dune Convertible	81/7			12
e-Golf			91/17	6,15,37
Golf			93/16	15
Golf Alltrack		94/30		22
Golf R			93/16	15
Golf SportWagen		94/30		22
Golf SportWagen 4motion		94/30		22
GTI			93/16	15
Jetta		94/16		15
Passat		102/16		19
Tiguan				28
Tiguan 4motion				31
Tiguan Limited				28
Tiguan Limited 4motion				31

VOLVO

S60 AWD		93/12		15
S60 CC AWD		93/12		15
S60 FWD		93/12		15
S60 Inscription AWD		96/12		15
S60 Inscription FWD		96/12		15
S60 Polestar AWD		93/12		15

NOTES

GETTING TO KNOW THE NEW FUEL ECONOMY AND ENVIRONMENT LABEL

The diagram below shows a sample label for a gasoline vehicle. Slightly different designs are used for flexible-fuel vehicles, electric vehicles, and plug-in hybrids. For more in-depth descriptions of label information for all vehicle types, visit www.fueleconomy.gov.

