

Coral Pink Sand Dunes State Park

Junior Ranger Activity Guide



Utah State Parks



Things to remember while visiting Coral Pink Sand Dunes State Park:

- ✓ Don't feed the animals.
- ✓ Be kind to all visitors using the dunes.
- ✓ Drink plenty of water, even if you don't feel thirsty.
- ✓ Don't put your hands or feet under rocks - snakes and scorpions live there.
- ✓ Please keep your pet on a leash.
- ✓ Have fun and play in the sand!



Hey Kids!

Do you want to become a Junior Ranger?

It's Easy!



There are 2 ways to become a Coral Pink Sand Dunes Junior Ranger.


The first way is: if you are between ages 3-7 complete at least 3 activities in this book. If you are between ages 8-12 complete at least 6 activities. It is okay to ask your parents for help. Next, collect a small bag of litter while you are walking around the sand dunes. Litter from your car does not count. Trash bags are available at the Ranger Station. When you have finished the activities and collected the litter, give your book to a ranger so they can sign it.

The second way to become a Junior Ranger is to attend a ranger program. Bring this booklet to the program and have the ranger sign it after the program.



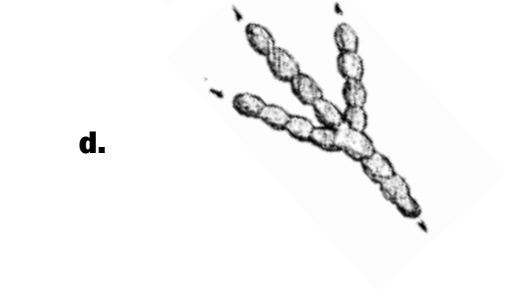
The A-MAZE-ing Sand Dunes

The loose sand at Coral Pink Sand Dunes State Park is easily moved by the wind and shaped into different kinds of dunes. See if you can get from the Parabolic Dune to the Star Dune. But you must first pass through the transverse dunes, wind ripples, and barchan dunes.



Track Match

Most of the animals at Coral Pink Sand Dunes are nocturnal. This means they are mostly active at night and you may not see them. Their footprints are evidence of their presence. Can you match the tracks with the animal that made it?



CROSSWORD

Write the names of these animals in the boxes they belong:

hawk

mule deer

jack rabbit

lizard

cougar

coyote



RD PUZZLE

yellow jacket
chipmunk
beetle
scorpion



bat
rattlesnake
toad



DOT - TO - DOT

This small creature can only be found at Coral Pink Sand Dunes State Park. It is an endangered species. Connect the dots to find out what it is, then write the name below.



T I R E E T _____

OHV Safety

OHV riding at Coral Pink Sand Dunes is fun! But remember Safety First! You must follow the rules and wear safety gear while you ride.

The Rules

While riding, stay 10 feet away from plants and 100 feet away from people on foot.

All riders must have an orange whip flag on their vehicle.

If you're under 16 years old, you must take a safety class before you ride an OHV. If you're under 8 years old, you'll have to wait until you're older.

Safety Gear

Can you find the 7 safety items in this picture?



- ① Helmet
- ② Goggles
- ③ Long Sleeve Shirt
- ④ Lights on the OHV
- ⑤ Boots
- ⑥ Whip Flag
- ⑦ Gloves

Plant Walk

Take a walk on the nature trail that starts at the top of the boardwalk. Compare the plants you see with the ones listed here and check the box when you find a match!



Yucca

American Indians used this plant to make baskets and footwear.



Mormon Tea

The stems and leaves of this plant were used by American Indians and early pioneers as a medicinal drink.



Gambel Oak

These trees protect wildlife, giving animals shelter and food.



Pinion Pine

The cones on this tree contain pine nuts.



Big Sagebrush


This is a common plant eaten by many different animals.



Mules Ear

This plant emits a strong scent. Generally, animals do not eat this plant.

Desert Scene Coloring Page



Congratulations!

This certifies that



has completed the Coral Pink Sand Dunes Junior Ranger Program.

As a Junior Ranger, you are now expected to uphold the high standards of Junior Rangers everywhere and do your part to keep Utah's state parks clean, safe and friendly.

Park Ranger Signature

Date

