

# **Petersburg Ecology Web Ranger Program**

**Learn**



**Discover**

**Explore**

## **Activity Booklet**

# Activity 1

## Culture and History

Do some research on the place you are going to visit. Try to find some interesting facts about the place. You may learn about the old houses, farms or people who once lived in the area. Write a short paragraph about what you learned below.

---

---

---

---

---

---

---

---

---

---

---

---

---

---

---

---

---

---


---

---

---

---


---



# Activity 2

## Senses Hike

Take a hike on a trail and use only your senses to discover the area around you. Listed below are four of your five senses. Use each one listed below to learn something about the area you are hiking in. Write a sentence to describe what you discover with your senses. Please do not use your sense of taste. Many items in nature are harmful if eaten.



Sight \_\_\_\_\_  
\_\_\_\_\_  
\_\_\_\_\_  
\_\_\_\_\_



Smell \_\_\_\_\_  
\_\_\_\_\_  
\_\_\_\_\_  
\_\_\_\_\_



Sound \_\_\_\_\_  
\_\_\_\_\_  
\_\_\_\_\_  
\_\_\_\_\_












Touch \_\_\_\_\_  
\_\_\_\_\_  
\_\_\_\_\_  
\_\_\_\_\_

# Activity 3

## Wildlife Detective


Walk along a trail and explore the area to see kind of wildlife is in the area. Many animals are shy and you will not see them but you may see signs that they have been in the area. Check off as many clues as you can find. Walk quietly, listen closely and stay alert. You never know what you will see or hear. Carefully look under logs, and be sure to put them back in the same place. Early morning and dusk are great times to see wildlife. Good luck being a detective.

|                          |  |                          |   |
|--------------------------|--|--------------------------|---|
| <input type="checkbox"/> |  Feather                    | <input type="checkbox"/> |  Scat             |
| <input type="checkbox"/> |  Nest in a Tree            | <input type="checkbox"/> |  Buzzing Insect |
| <input type="checkbox"/> |  Animal Tracks            | <input type="checkbox"/> |  Animal Tracks  |
| <input type="checkbox"/> |  Leaf chewed by an insect | <input type="checkbox"/> |  Animal Burrow |
| <input type="checkbox"/> |  Spider Web               | <input type="checkbox"/> | Your Choice   |

# Activity 4

## Sound Map

Find a comfortable and quiet place to sit outdoors. The X in the center of the map is you! Listen carefully to the sounds around you. Listen for birds, animals, blowing trees and even sounds made by people. Now draw pictures on the map showing the sounds you heard and where you heard them



*Did you hear sounds coming  
from all directions?*


Did you know all of the sounds, or were there some  
sounds you could not identify?

Would your map look different if you sat here at  
night or very early in the morning?

# Activity 5

## Be A Nature Artist

In this activity you can sketch pictures of nature's beauty. You can also use a camera to take pictures and then paste some of your pictures to make a collage. Sketch or paste at least one picture of an animal and at least one picture of a plant up close. Look for interesting shapes and interesting colors.





# Activity 6

## Birds are fun to watch!

They sing. They soar. Some of them hunt. Some of them even dance! More than 800 different kinds of birds can be found in the United States! National and State parks are some of the best places to look for birds because they protect so many of their habitats. Each type of plant or animal is a unique species. There are many ways that we can tell different species of birds apart. We can look at the colors of their feathers. We can notice the shape of their bill. We can listen for their different songs. Go outside and look for two different species of birds. Keep notes to help you tell them apart.

Bird 1

Bird 2

|  |  |  |
|--|--|--|
| Location<br>Where did you see it? Beach, forest, parking lot?                      |  |  |
| Bill<br>Long, curved, short, black?  |  |  |
| Size and Shape<br>Tall, skinny, larger than a crow, smaller than a robin?          |  |  |
| Colors on Head<br>Brown all over, white throat, Black cap, white eye strip?        |  |  |
| Color on Chest   |  |  |
| Color on Back  |  |  |
| Behavior<br>What was it doing? Soaring, perching, swimming?                        |  |  |
| Identify the Species<br>(Optional)<br>Try to learn what type of bird it is.        |  |  |
| Other notes<br>Were there more than one? Was it making noise? When did you see it? |  |  |

# Activity 7

## Symbol Challenge

Parks and recreation areas use these signs and symbols to help people find their way and stay safe in the park. Do you know what these signs mean? Take the challenge!

Draw a line to connect the sign or symbol with its description.

**Tent/Campground**

**Exhibits**

**Equestrian Trail**

**Wheelchair Accessible**

**Dogs Allowed On Leash**

**Recycling**

**Hiking Trail**

**Picnic Area**

**Campfire Center**

**Ranger Station**

**Spelunking**

**Restroom**





# Activity 8

## Word Match

Read the words and definitions below. Draw a line to match the words with the correct definitions..

1. Habitat

Changes that help plants and animals better survive in their environments

2. Ecology

Stories, places and property that are passed to us from our ancestors.

3. Adaptation

Variety in nature or culture

4. Diversity

A record of the past.

5. Culture

When a group of people share a language, music, type of food and a special way of doing things.

6. Heritage

The study of the relationship between living things and their environment.

7. History

The arrangement of food, water, shelter and space suitable to a plant or animal's needs.

# You Are Now an Official Ecology Web Ranger!

Fill in this form to get your certificate.

Park or Area Visited: \_\_\_\_\_

Date Visited: \_\_\_\_\_

Ecology Web Ranger Name:

\_\_\_\_\_

First

Middle

Last

Grade: \_\_\_\_\_ School Attending: \_\_\_\_\_

\_\_\_\_\_

Parent/Guardian Name First Middle Last

Street Address City State Zip Code

\_\_\_\_\_  
\_\_\_\_\_

Email: \_\_\_\_\_

County: \_\_\_\_\_

**Mail Your Completed Form To:**

**Attention: Ecology Web Rangers  
Petersburg National Battlefield  
1539 Hickory Hill Road  
Petersburg, VA 23803.**

