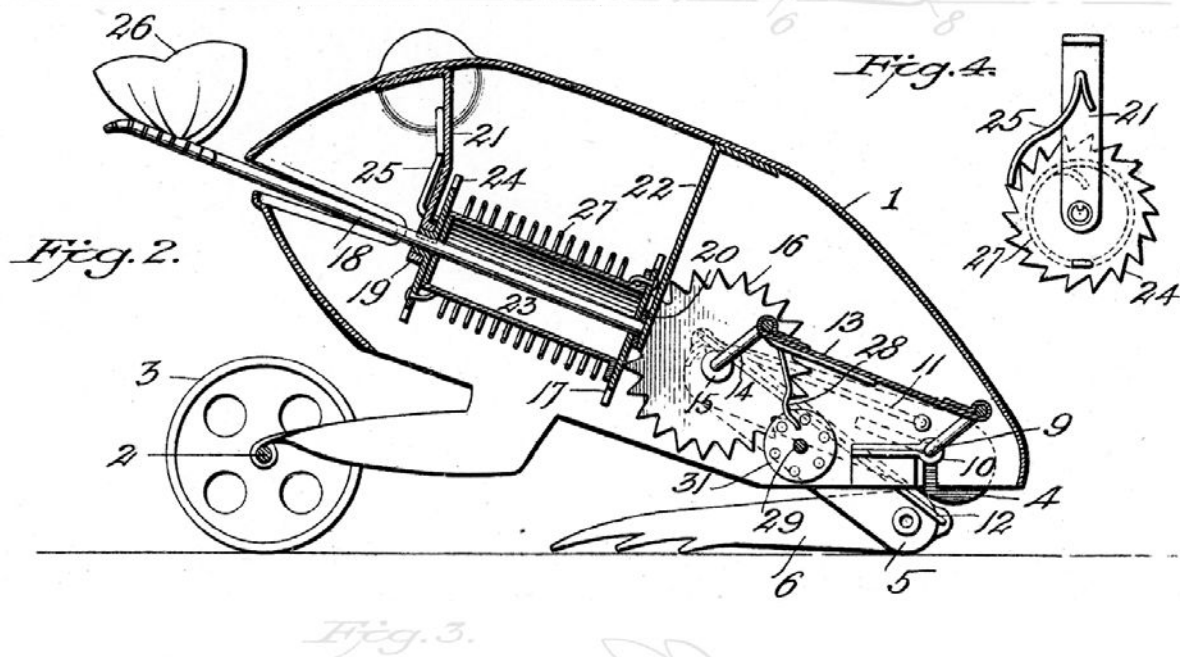


THE NATIONAL ARCHIVES
of the UNITED STATES
 COLORING BOOK
of PATENTS 2016



We've chosen some of our favorite patents from our holdings for you to color.

We'd love to see how you color them in—share them with us on Twitter by using the hashtag [#ColorOurCollections](#) and tagging [@usnatarchives](#).

These patents came from the Records of the Patent and Trademark Office (Record Group 241). And you can find even more of our fascinating patents online by searching our digital catalog <https://catalog.archives.gov/>.



Patented by

H. Pargent Elliott

By

Inventor:

Charles A. Lewis

J. A. EARL.

CANDLE HOLDER AND DISH FOR BIRTHDAY CAKES.

(Application filed Dec. 17, 1900.)

(No Model.)

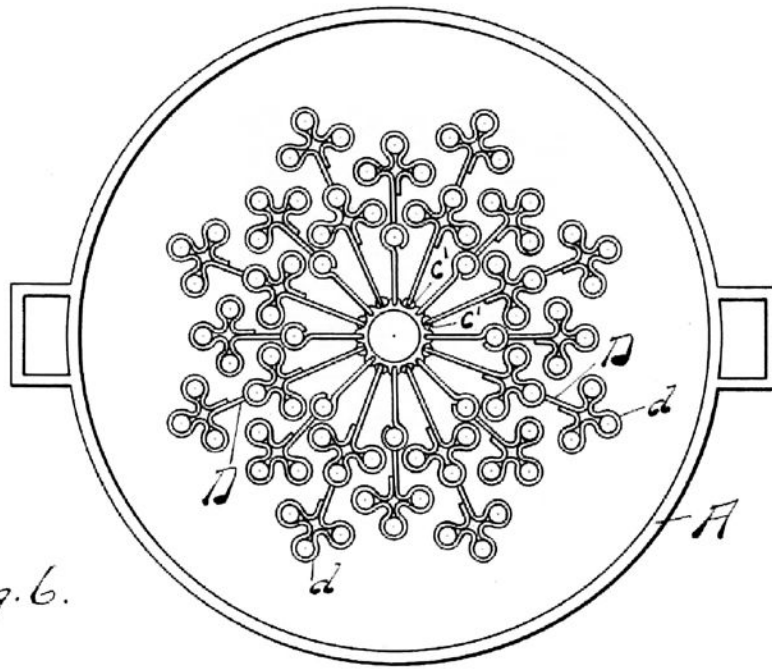


Fig. 2.

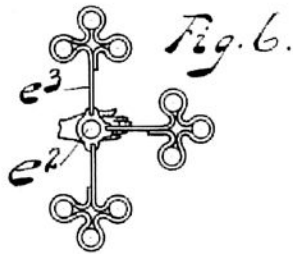


Fig. 6.



Fig. 1.



Fig. 7.

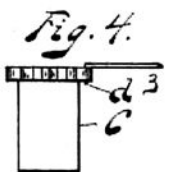


Fig. 4.

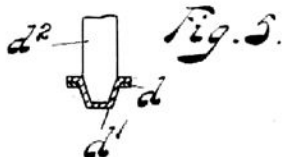


Fig. 5.

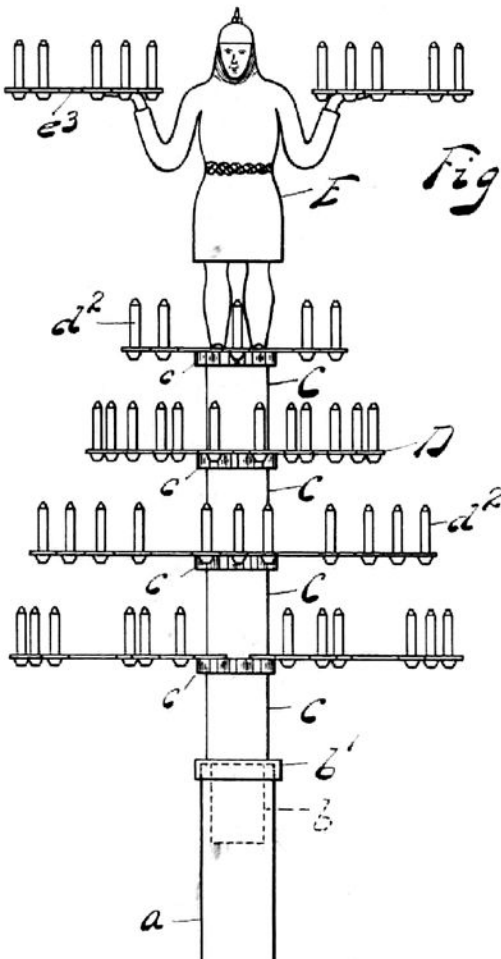
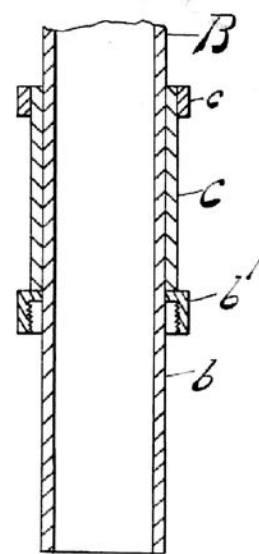


Fig. 3.



Filed Dec 17 1900
J. A. Earl
Candle Holder & Dish for Birthday Cakes
No Model
457

64
7

Div.

Ind. v. 1

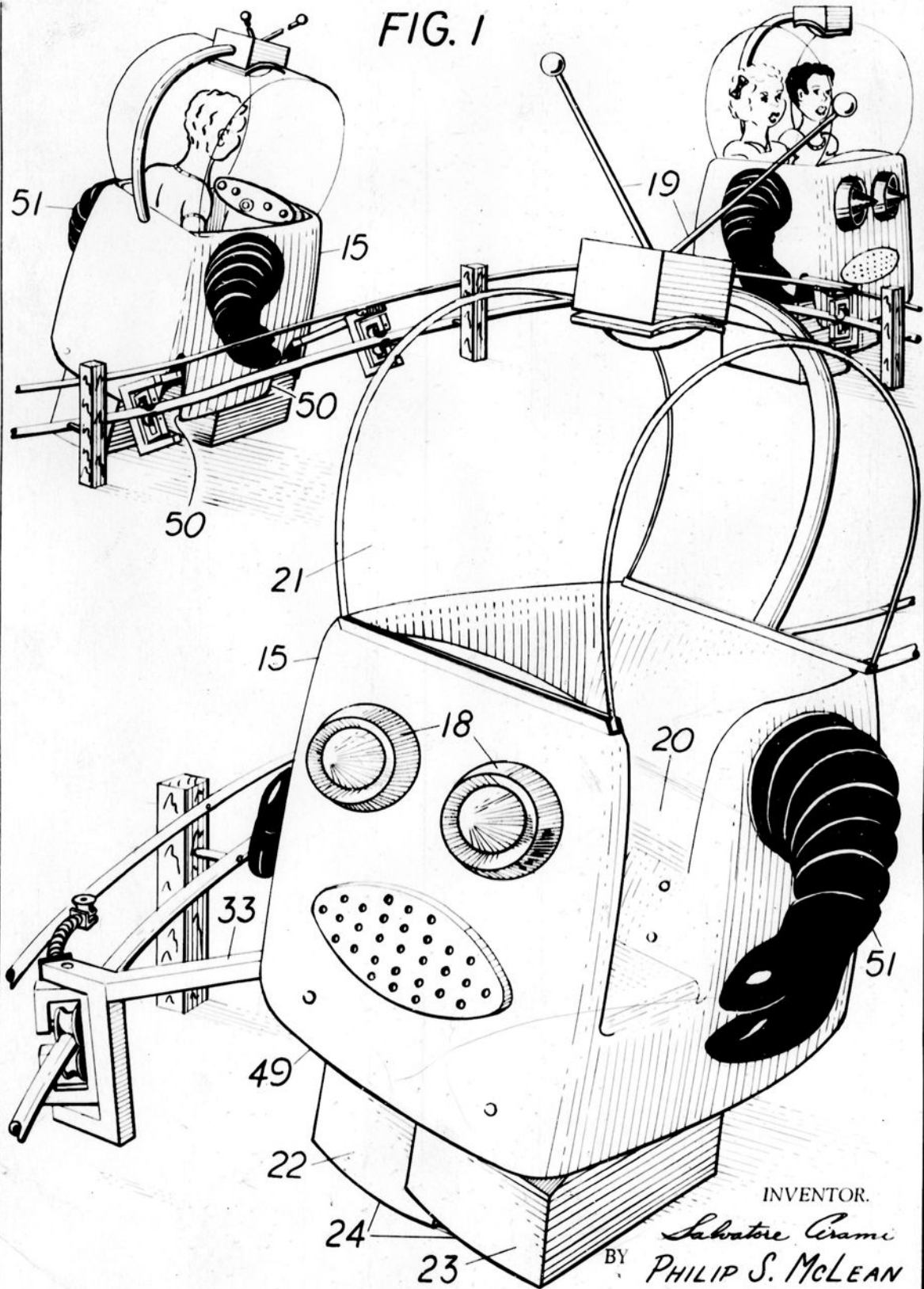
#3,093,372

PRINT OF DRAWING AS
ORIGINALLY FILED

100733 DIV. 62

#2

FIG. 1



INVENTOR.

Sabatore Cerami

BY

PHILIP S. McLEAN

Toy Circus.

No. 239,340.

Patented March 29, 1881.

Fig. 1.

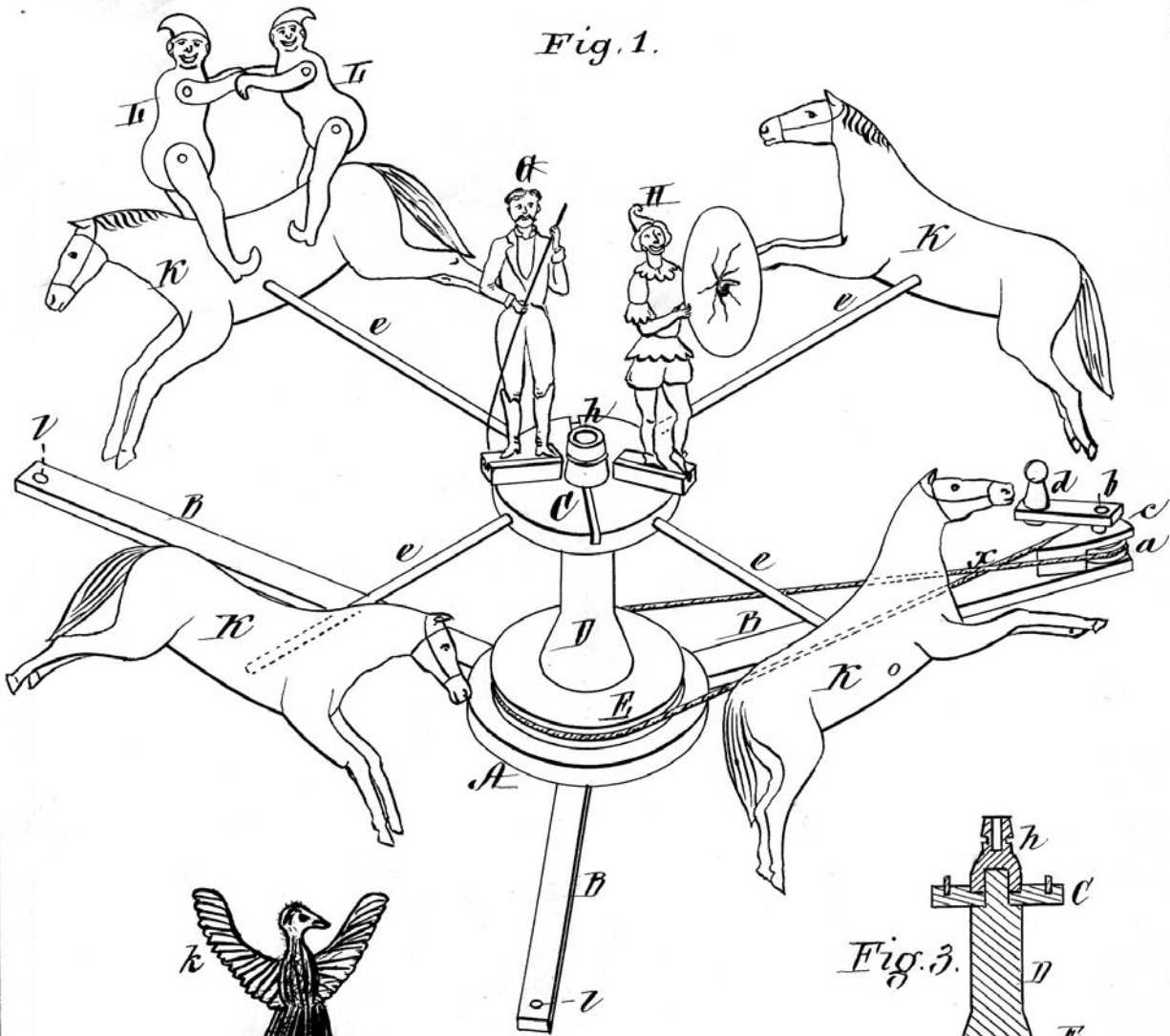


Fig. 2.

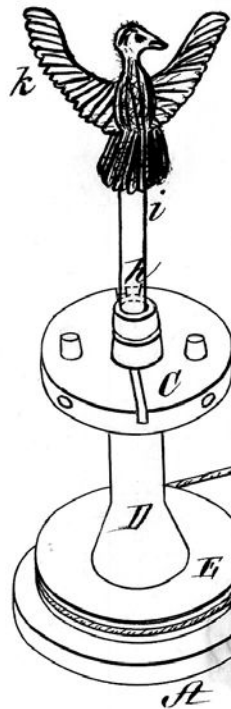
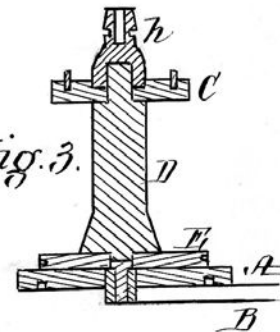


Fig. 3.



239,340. TOY CIRCUS. WILLIAM S. REED, Leominster, Mass. Filed Mar. 1, 1881. (No Model.)
 Claim.—1. In a toy circus, two or more arms, B, forming a base for the block A, said arms being adapted to fold or close together, in combination with a central post, D, and suitable holders for exhibiting the figures, substantially as described.
 2. In a toy circus, a revolving post, D, and platform C, provided with means for holding the figures in place, in combination with the arms B, forming a base and adapted to fold or close together, substantially as described.
 3. In a toy circus, the wheel E, pivoted within the stationary central block, A, and provided with a post, D, and platform C, having holes or sockets for the reception of rods supporting the figures, in combination, and connected by a belt, x, with the pulley a, turned by a crank, d, at the outer end of one of the arms B of the folding base, constructed and arranged to operate substantially as described.

Witnesses:

Grace C. Stearns.
 Jas Compton

Inventor:

William S. Reed,
 Per Norman W. Stearns,

ONE WHEELED VEHICLE.

No. 325,548.

Patented Sept. 1, 1885.

Fig. 1.


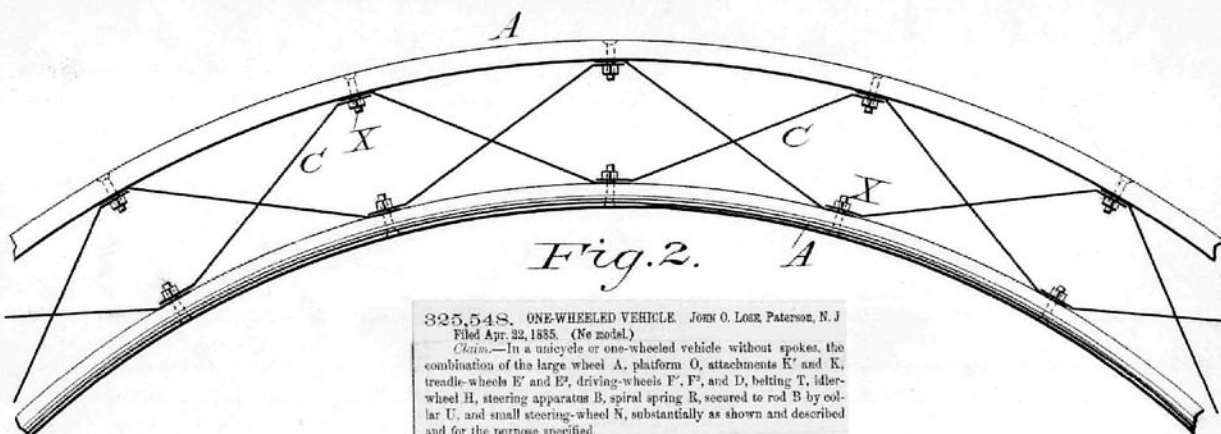


Fig. 2.



325,548. ONE-WHEELED VEHICLE. JOHN O. LOSE PATERSON, N. J.
Filed Apr. 22, 1885. (No model.)

Claim.—In a unicycle or one-wheeled vehicle without spokes, the combination of the large wheel A, platform O, attachments K' and K, treadle-wheels F' and F, driving-wheels F', F', and D, belting T, idler-wheel H, steering apparatus B, spiral spring R, secured to rod S by collar U, and small steering-wheel N, substantially as shown and described and for the purpose specified.

Witnesses:

Andrew B. Inglish,
John H. Reynolds.

Inventor.

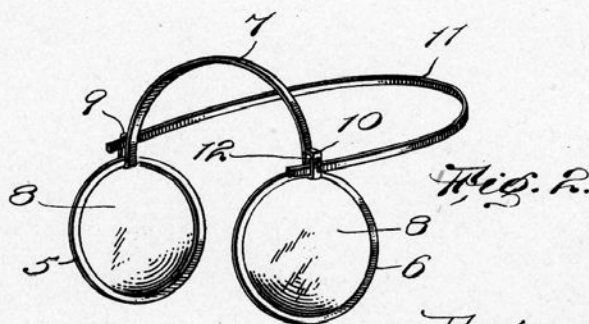

John Otto Losee
By John F. Kera
Attorney

No. 730,918.

PATENTED JUNE 16, 1903.

A. JACKSON, JR.
EYE PROTECTOR FOR CHICKENS.
APPLICATION FILED DEC. 10, 1902.

NO MODEL.



Witnesses
W. Simpson
Harry W. Chandler

Inventor
Andrew Jackson, Jr.
By *Charles Chandler*
Attorneys

J. C. BOYLE.
SALUTING DEVICE.

No. 556,248.

Patented Mar. 10, 1896.

Fig: 1.

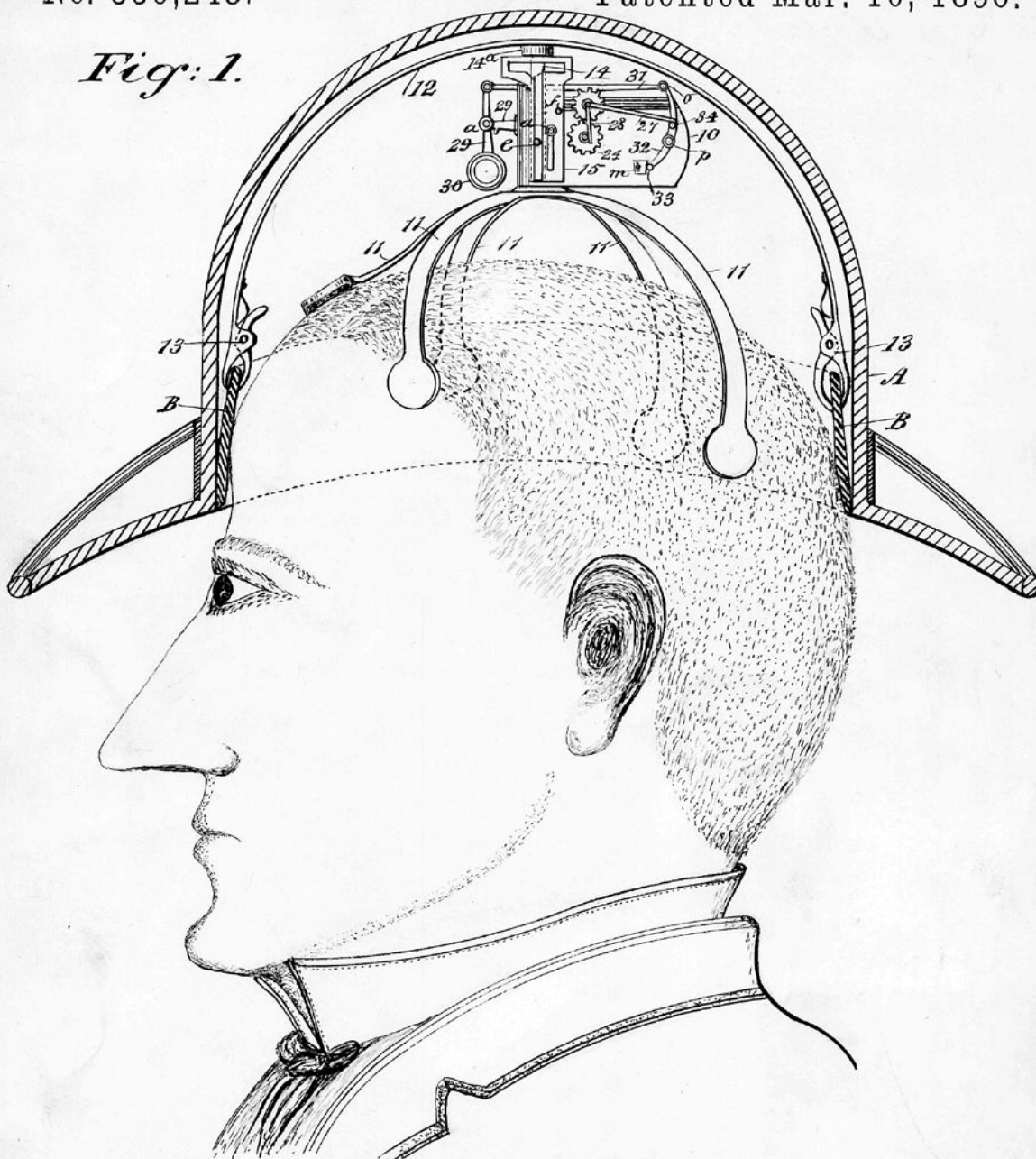
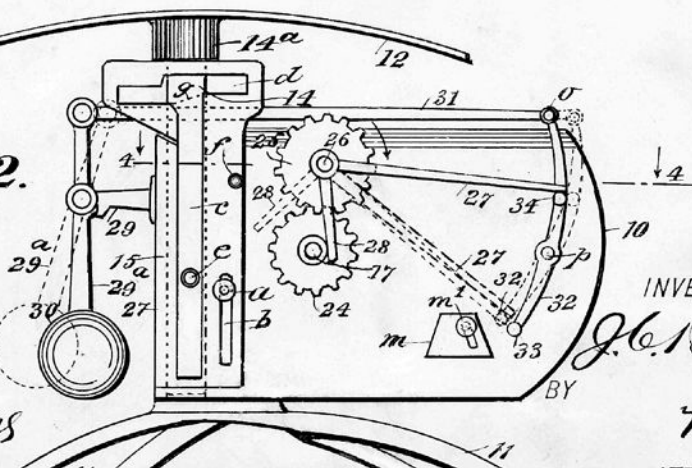


Fig: 2.

WITNESSES:

Wm P Patton
Herbert A Thorpe



INVENTOR

J. C. Boyle

BY

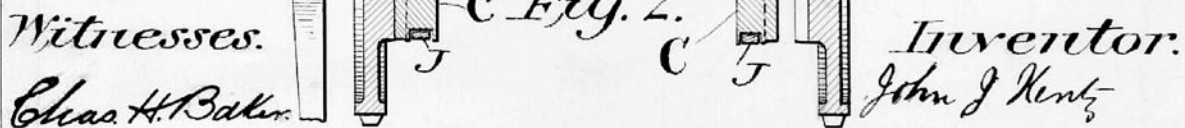
Wm P Patton

Classification Division
624.61-
No Model

Div.
Be
Carr
&
Chas

(Application filed Nov. 3, 1897.)

of reply
also filed Nov. 3, 1897



HAMMOCK.

No. 400,131.

Patented Mar. 26, 1889.

Fig. 1.



Fig. 2.

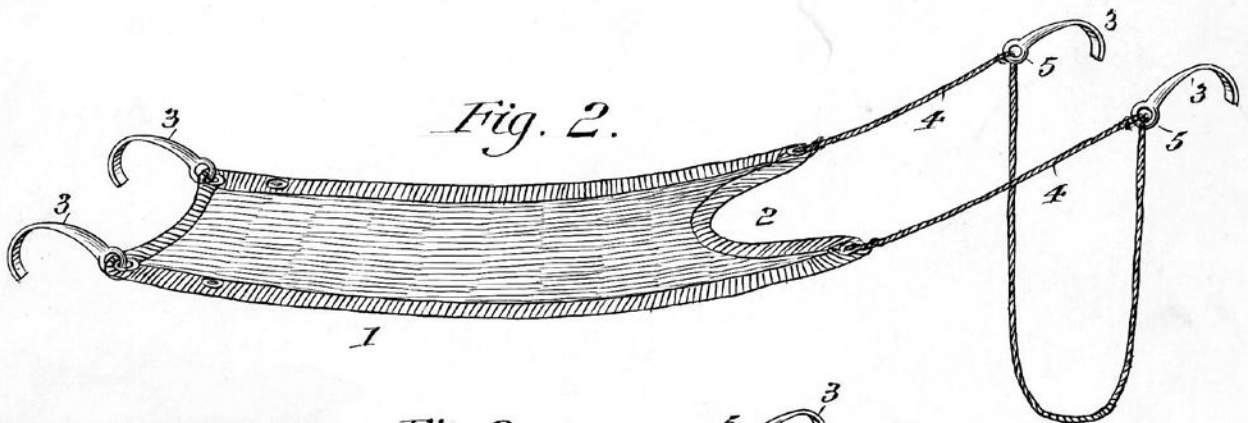
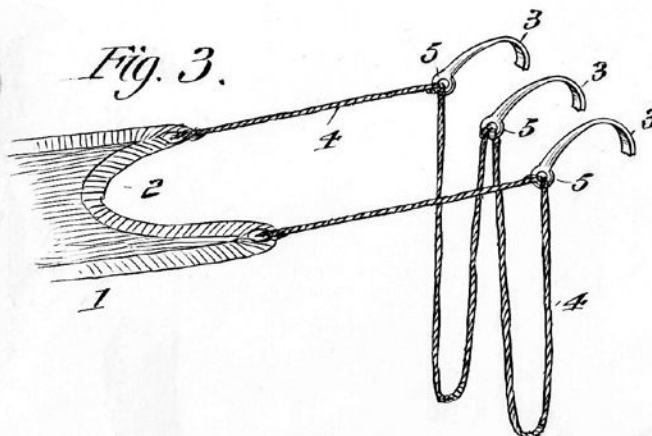


Fig. 3.



400,131. HAMMOCK. HERBERT M. SMALL, Baldwinville, Ma.
Filed June 19, 1888. Serial No. 277,573. (No model.)

Claim.—1. A hammock consisting in a seat and back portions, a looped rope secured at its ends to the forward corners of the seat portion, and adjustable hooks on the parallel parts of the rope, the looped part of the rope forming a foot-rest, substantially as set forth.

2. A hammock constructed with supporting-hooks at one end and having at its other end a curved recess, and supporting-hooks with a rope passing through eyes in the shanks of the hooks and attached at its ends to the corners of the recessed end of the hammock, substantially as shown and described.

3. A hammock constructed with main portion 1, having curved recess 2, supporting-hooks 3 at one end and the looped rope 4 at its other end, the rope 4 being secured at the recessed end of the main portion 1, and supporting-hooks 3, having eyes 5, through which rope 4 passes, substantially as shown and described.

WITNESSES:

H. P. Clark.

INVENTOR:

H. M. Small

CLASSIFICATION
Revised
Cat 7

No. 297,647.

Patented Apr. 29, 1884.

Josiah H. L. Tuck.
Submarine Vessel.

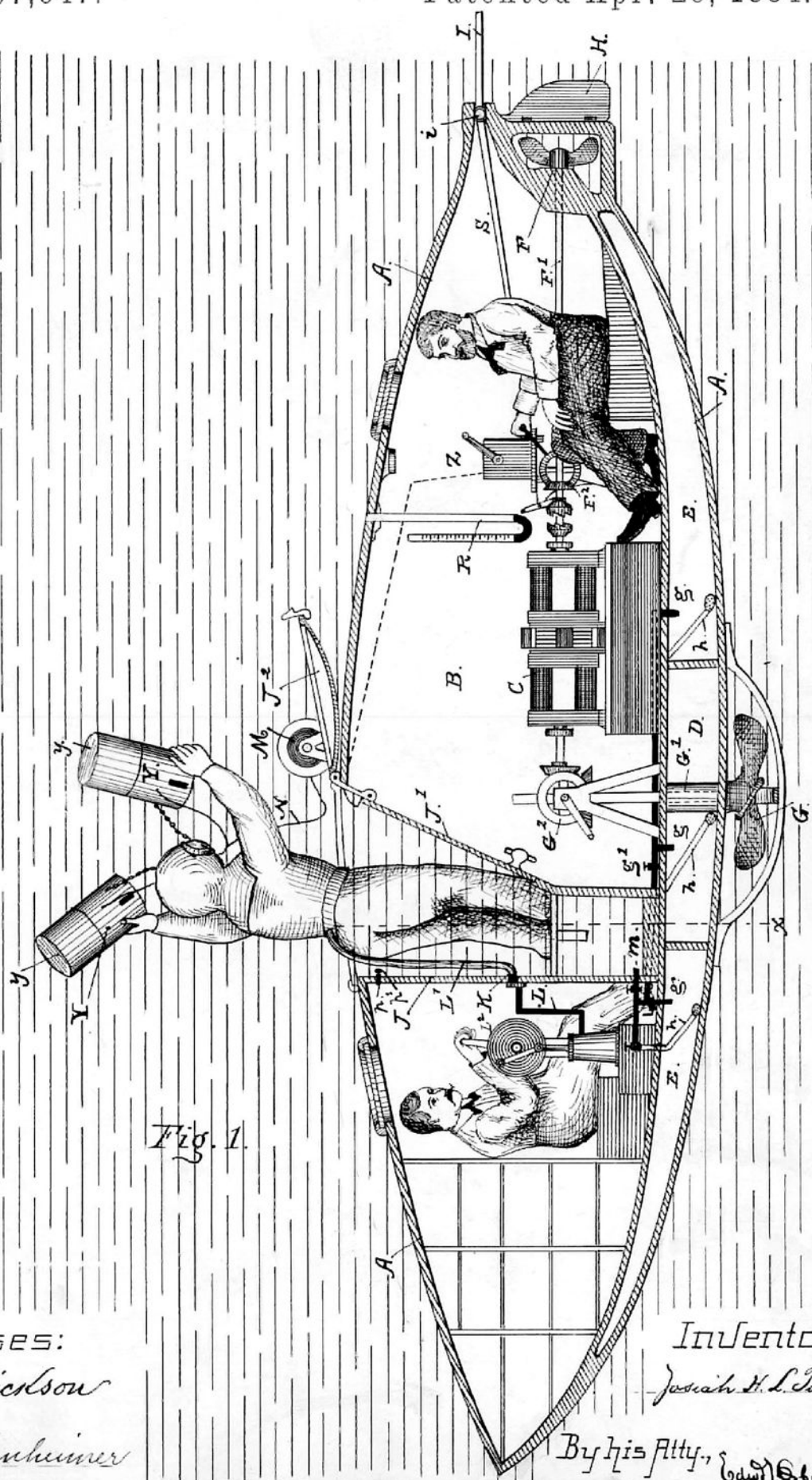
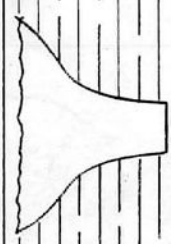


Fig. 1.

Witnesses:
Geo. A. Dickson

Paul Kassenheimer

Inventor:

Josiah H. L. Tuck

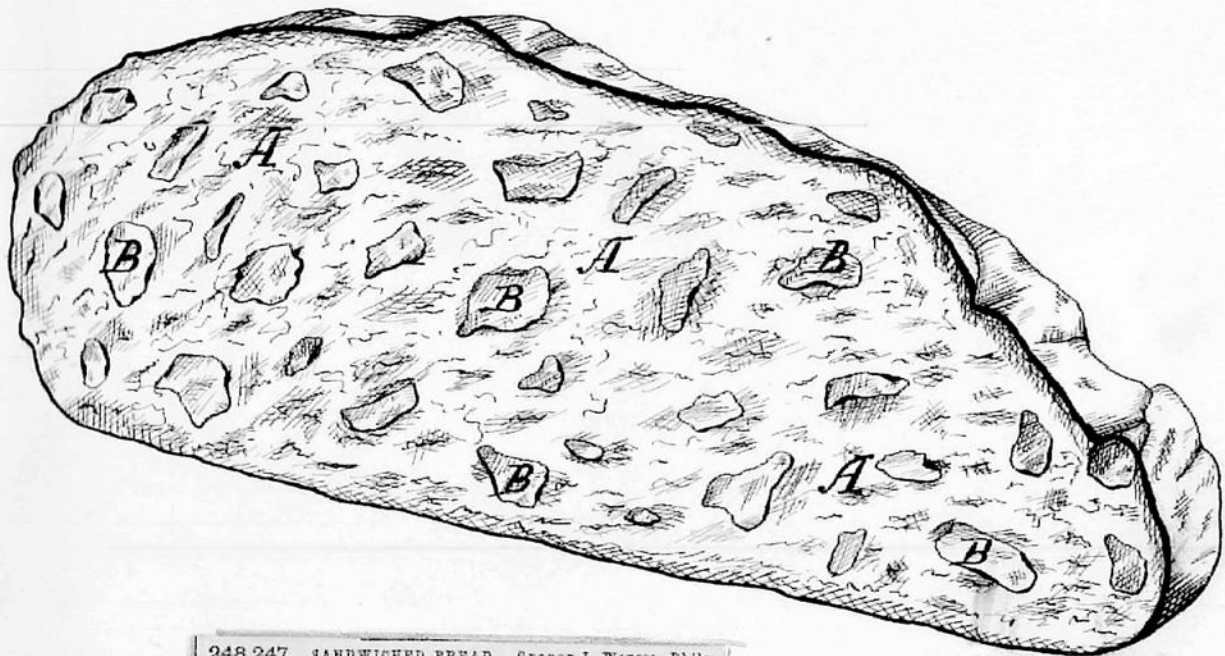
By his Atty., *Edw. B. Stone*

(No Model.)

G. L. WITSIL.
SANDWICHED BREAD.

No. 248,247.

Patented Oct. 11, 1881.



248,247. SANDWICHED BREAD. GEORGE L. WITSIL, Philadelphia, Pa., assignor, by direct and mesne assignments, to Alfred Martien and John Jolley, Jr., both of same place. Filed Jan. 9, 1881. (No specimens.)

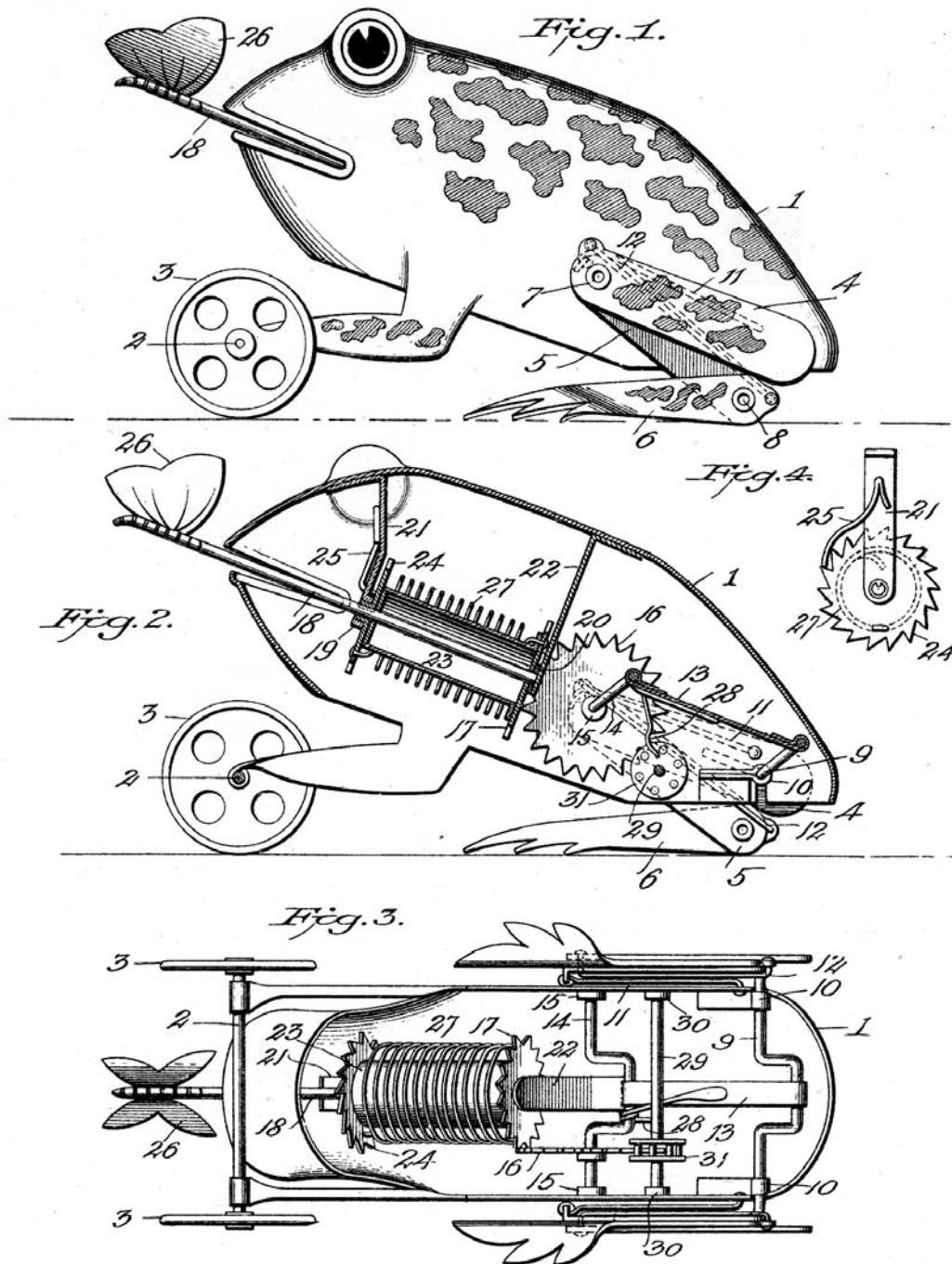


Claim.—As a new article of manufacture, sandwiched bread or bread containing pieces of meat which have been distributed in a raw condition throughout the dough of which the bread is composed and have been cooked at the same time therewith, substantially as hereinbefore set forth.

C. A. LEWIS.
MECHANICAL TOY.
APPLICATION FILED MAR. 1, 1910.

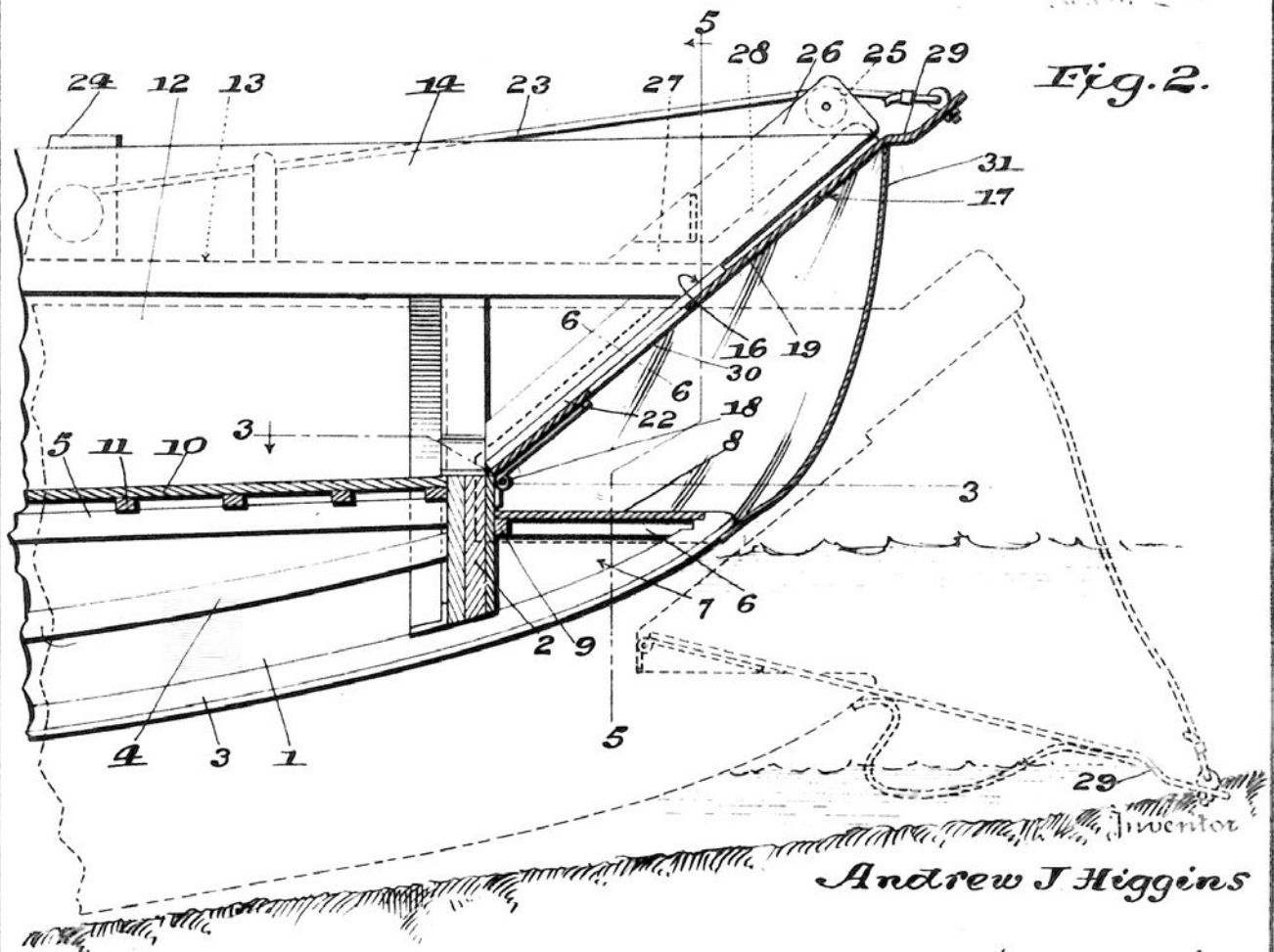
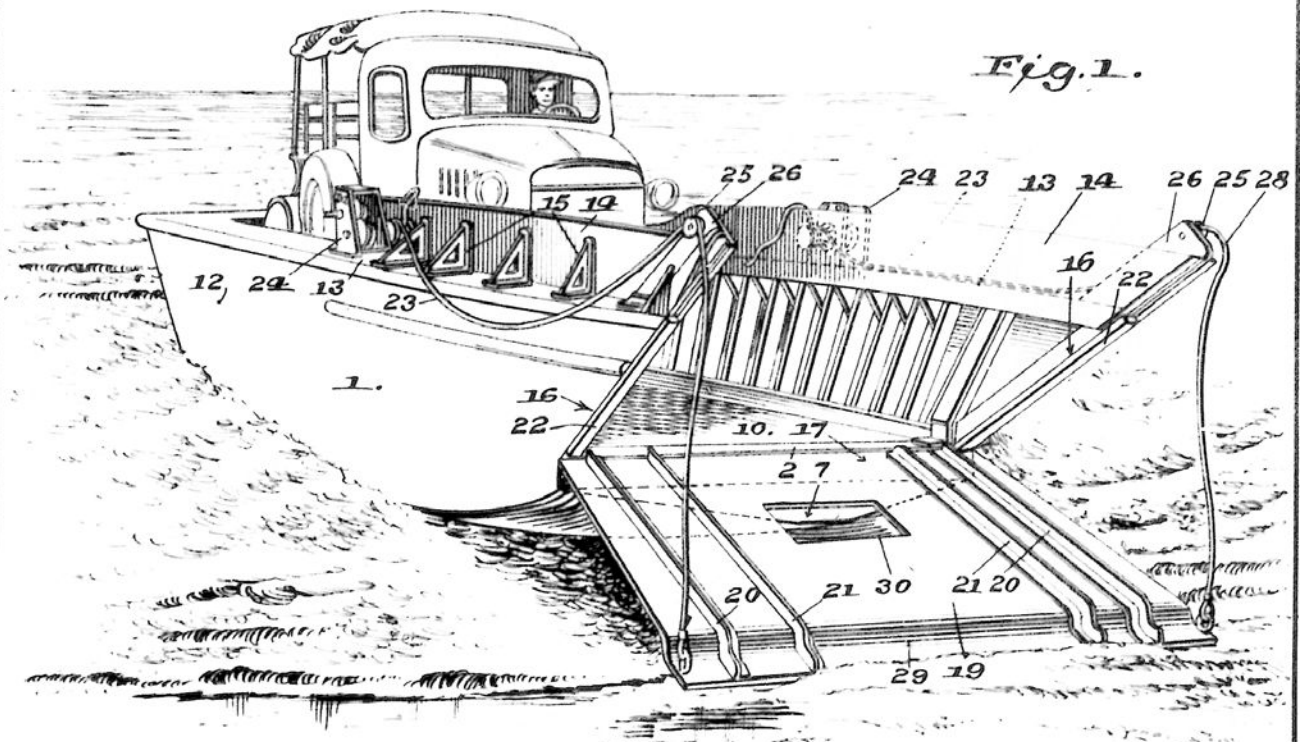
985,746.

Patented Feb. 28, 1911.



Witnesses:
G. Sargent Elliott
Adella M. Towle

Inventor:
Charles A. Lewis
By H. S. Bailey Attorney.



Mason & Inwood & Lawrence
Attorneys

Patent for a lighter for mechanized equipment, 1944. (Recognize it? This became the troop lander used at D-day landings.)

No. 755,209.

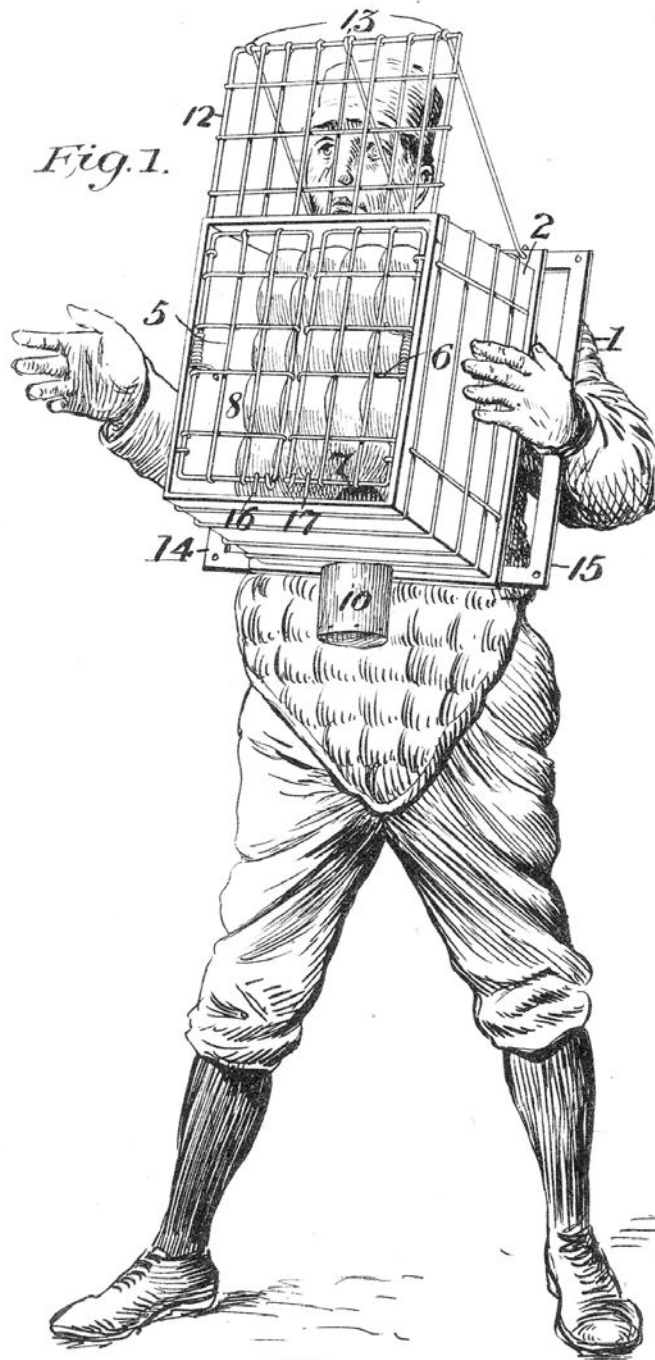
PATENTED MAR. 22, 1904.

J. E. BENNETT.
BASE BALL CATCHER.

APPLICATION FILED FEB. 18, 1903.

NO MODEL.

4 SHEETS—SHEET 1.



Witnesses
H. I. Roden
B. F. Gray.

Inventor
James Edward Bennett
By Joseph W. Tower
att'y

May 8, 1934.

H. A. HIRSCH

1,958,045

COMBINED LOUNGE ROBE AND JACKET

Original Filed July 18, 1932

Fig. 1




Fig. 2



Property of the U S Patent Office
Not to be taken from the files.

Fig. 3

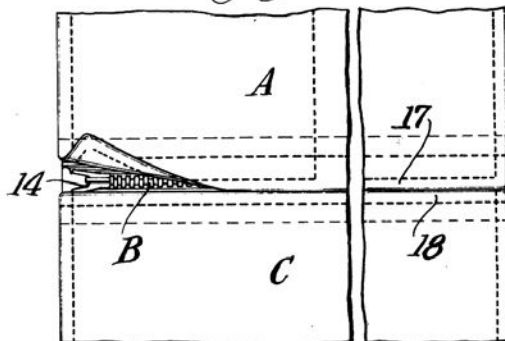


Fig. 4

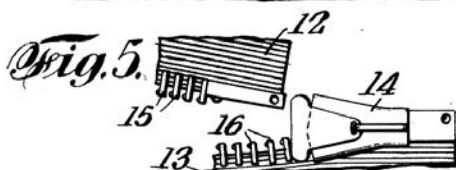
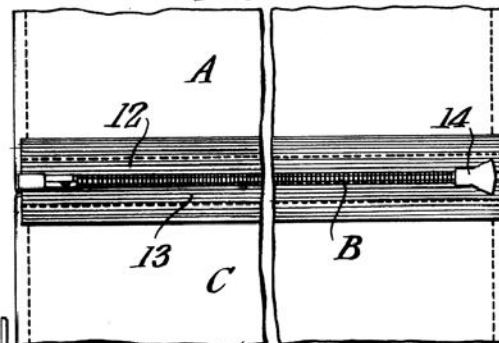


Fig. 6

INVENTOR

Harry A. Hirsch

BY

Attorney

#2

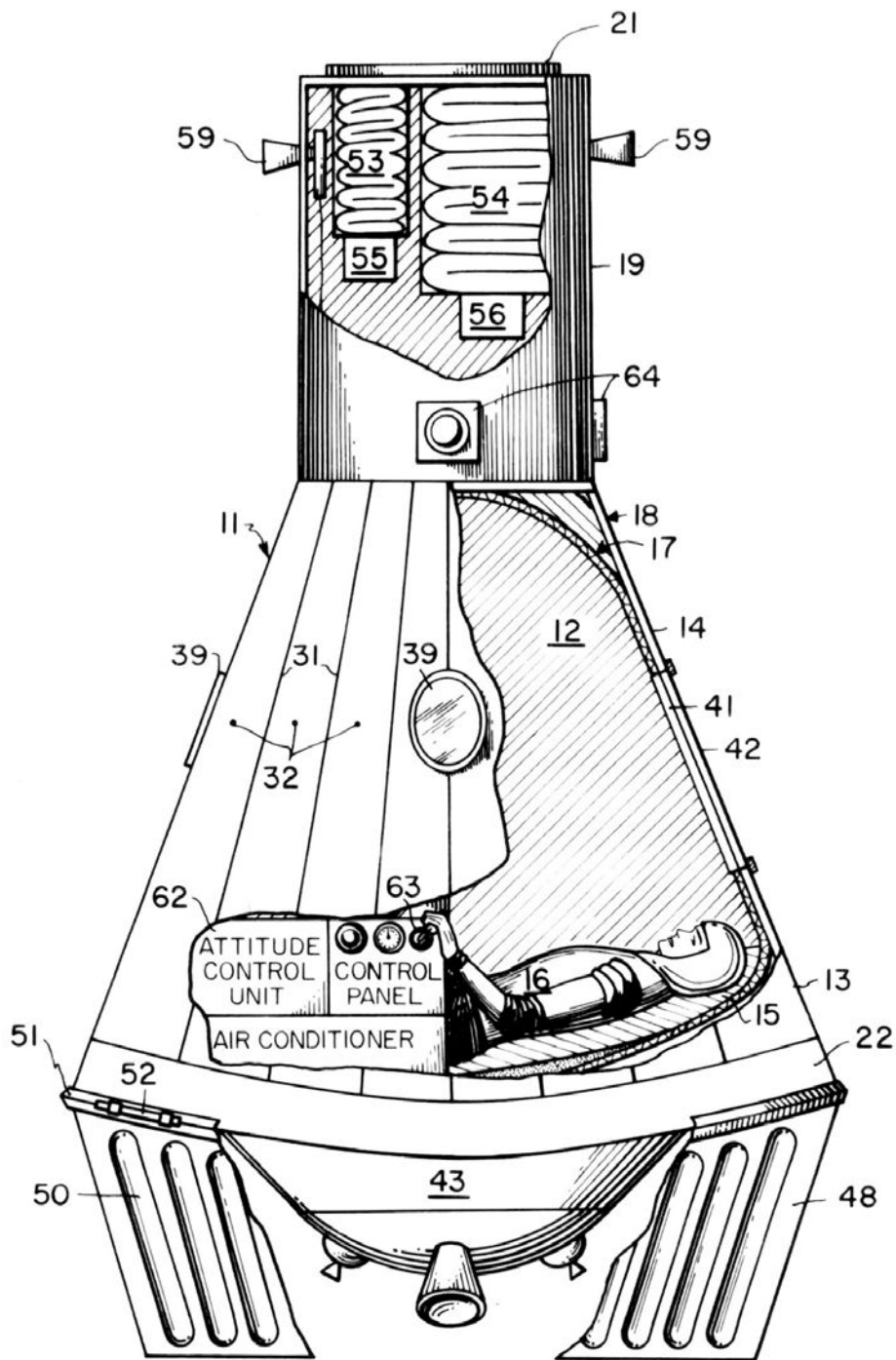


FIG. 1

INVENTORS
M.A. FAGET W.S. BLANCHARD, JR.
A.J. MEYER, JR. A.B. KEHLET
R.G. CHILTON J.B. HAMMACK
C.C. JOHNSON, JR.