


H
A
L
L
O
W
E
E
N

S
A
F
E
T
Y

Trick
OR
Treat



HALLOWEEN SAFETY POINTERS FOR PARENTS

Halloween is a festive and fun time of the year for kids, but for parents trick-or-treat time can be a little tricky. Sometimes the fun turns to cruel tricks — like when people tamper with kids’ treats. To make Halloween a treat for all, follow these safety tips.

Costume ideas.

- Make sure childrens’ costumes fit and that your children can see clearly. To prevent trips, falls and other bumps in the night, keep costumes short. They should not interfere with a child’s ability to walk safely.
- Apply makeup instead of having your child wear a mask. Masks can be hot and uncomfortable and, more importantly, they can obstruct a child’s vision — a dangerous thing when kids are crossing streets and going up and down steps.
- Make sure costumes are visible at night. If a costume is not light-colored, put reflective tape on the back and front of it.
- Only purchase costumes that are flame retardant, so the little ones are not in danger near burning jack-o-lanterns and other fire hazards.

Tips to make trick-or-treating a happy occasion.

Younger children should:

- Trick-or-treat while it is still light out.
- Be accompanied by an adult or responsible teenager. Go with them yourself if you can.

Older children should:

- Trick-or-treat in a predetermined area. Parents and their children should map out a safe route together. This way the parents will know which route their children are taking.
- Trick-or-treat with friends. Parents should know which friends their children will be with.
- Only visit the houses of neighbors they know. • Never approach any unlit house or enter a house of people you don’t know very well.
- Try to walk on well lit streets and carry a flashlight.
- Be aware of traffic. Use sidewalks, when they can and if there are no sidewalks, walk on the left side of the street facing oncoming traffic.
- Not accept rides from anyone but family members.
- Avoid animals and pets which may become upset by masks and costuming.

Dressed up and Dangerous?

Halloween blood and gore are harmless stuff for the most part. But sometimes dressing up as a superhero, a swashbuckling pirate, or an alien from outer space — coupled with the excitement of Halloween — brings out aggressive behavior.

Even fake knives, swords, guns, and other costume accessories can hurt people. If these objects are part of a child’s costume, make sure they are made from cardboard or other flexible materials.

Better yet, challenge kids to create costumes that do not need “weapons” to be scary and fun.

Check all treats first!

- Instruct trick-or-treaters not to sample treats until they are home and the treats have been examined by an adult.
- Remind kids not to eat everything at once or they’ll be feeling pretty ghoulish for awhile!

Before eating any treats:

- Check out all treats at home in a well-lit area.
- Throw away anything opened, partially unwrapped or not in its original wrapper. Carefully check all wrappers for signs of tampering.
- Wash, cut and inspect all fruit.
- Inspect homemade goodies for anything suspicious.
- If there are any suspicious treats, call the police.

Consider . . .

- **Attending “haunted houses”** and Halloween festivities organized by community members.
- **Having a Halloween party in your home** for your childrens’ friends and other neighborhood children.

Make your Halloween party the place to be!

Have a safe and fun
Halloween!



Distributed as a community service by the New York State Police

McGruff's Halloween Safety Quiz


Halloween is a time for ghosts and goblins and fun with your friends, right? That's right. Almost everybody is nice, but sometimes a few people play mean tricks on kids at Halloween — like putting dangerous things in their candy and treats. Take a tip from me, McGruff the Crime Ghost...er, Dog . . .

"Play it safe this Halloween and follow my advice in the quiz below."

Place a circle around the answer you feel is best.

1. Someone gives you candy that is not wrapped and sealed by the candy company. You should:
 - A. Eat it anyway.
 - B. Save it for a rainy day.
 - C. Throw it away.
 - D. Give it to your dog.
2. One of the treats you were given has something "suspicious" sticking out of it. Your mom should:
 - A. Bite into it to see what it is.
 - B. Call the police.
 - C. Put it in the refrigerator.
 - D. Scream.
3. The safest way to go trick-or-treating is:
 - A. Alone.
 - B. Late at night.
 - C. On roller skates.
 - D. With an adult you trust.
4. The best place to go trick-or-treating is:
 - A. Across town.
 - B. In a neighborhood you know.
 - C. Where the most houses are.
 - D. Where there's a pumpkin in the window.

"After you check your answers with the answer key, go ahead and color in my picture."




Answer Key

1. C. Throw it away. McGruff says, unsealed candy could have dangerous things hidden inside.
2. B. Call the police. They can help keep you and other kids in your neighborhood safe.
3. D. With an adult you trust. Try to go out in daylight. If you go out after dark, wear a light costume and carry a flashlight.
4. B. In a neighborhood you know. It's safer to accept treats from people you know.


McGRUFF'S HALLOWEEN SAFETY REMINDERS

- ▲ Trick-or-treat in your neighborhood.
- ▲ Go with friends. Ask parents, older sister or brother, or an older neighbor to go along.
- ▲ Carry a flashlight, glowstick or reflective bag.
- ▲ Have parents check all treats before you eat them.



HAVE SOME FUN!

1. Help McGruff® find his way through the Pumpkin Maze.
2. See how many bats you can find!
3. Color away!



Halloween Safety Coloring Sheet



Remember,
when you are lost,
always look for
a police officer.

Always:

- Walk on the sidewalk.
- Stay in well lit areas.
- Keep in your own neighborhood.
- Stay away from houses where the lights are off.



Halloween Safety Coloring Sheet

Do not eat any
candy, gum, cookies,
fruit or other snacks
before your parents
look at it.




Stay with
a friend
or walk in
groups.

Kids, here's a maze. Start at the bottom of the page and help Scruff get his friend's home safely. Do not cross any lines or go through any dangerous Halloween creatures. Remember, in real life you should know the route you are going to take before you start. And always walk with a friend!




McGuffie
the Crime Dog





Now that you helped me get my friends through the maze and past all those Halloween characters, why don't you draw a face on this pumpkin. You can make it scary or happy.

Have a safe and happy Halloween!



HAPPY HALLOWEEN





Halloween Safety Activity Booklet courtesy of:

New York State Police
Public Information Office
1220 Washington Ave., Building 22
Albany, New York 12226-2252

and the

National Crime Prevention Council
2345 Crystal Drive, Fifth Floor
Arlington, VA 22202
(202)466-6272

August, 2005