

www.greensmartlinks.com



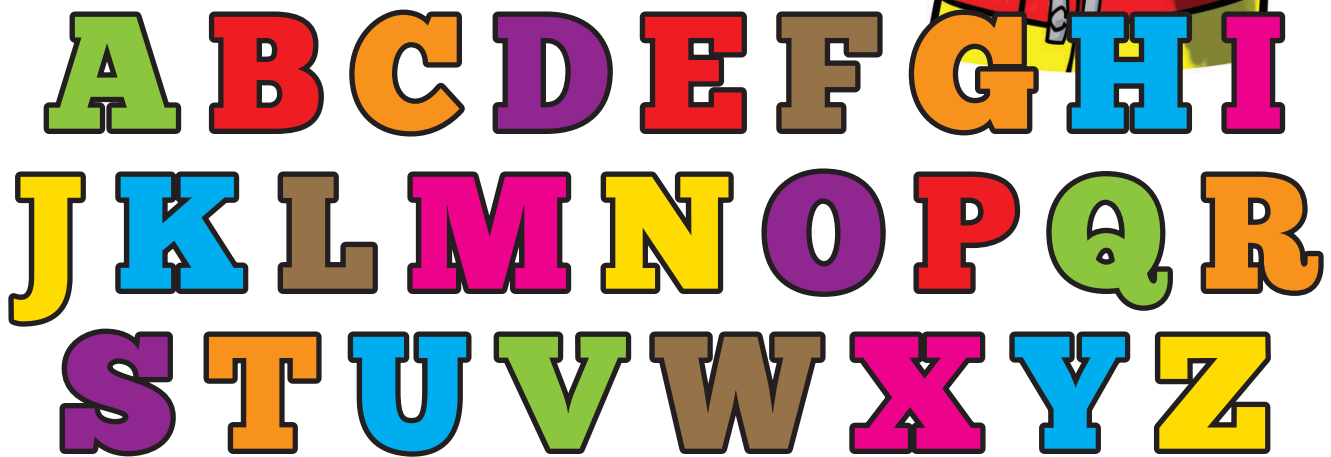
GREEN SMART LINKS

[Sparky Beep Beep Beep Activity Sheet.pdf](#)
[Sparky Connect Dots Easy Activity Sheet.pdf](#)
[Sparky Connect Dots Hard Activity Sheet.pdf](#)
[Sparky Cootie Catcher Activity Sheet.pdf](#)
[Sparky Fire Safety Word Maze Activity Sheet.pdf](#)
[Sparky Hats Activity Sheets.pdf](#)
[Sparky Hidden Holiday Pix Activity Sheets.pdf](#)
[Sparky I Spy Activity Sheet.pdf](#)
[Sparky Kitchen Safety Activity Sheets.pdf](#)
[Sparky Measure Up Activity Sheet.pdf](#)
[Sparky Pencil Toppers Activity Sheet.pdf](#)
[Sparky Pinwheel Activity Sheet.pdf](#)
[Sparky Placemat Activity Sheet.pdf](#)
[Sparky Smoke Alarm Math Activity Sheet.pdf](#)
[Sparky Smoke Alarm Trace Activity Sheet.pdf](#)

Sparky the Fire Dog's Safety Message is:

BEEP!

Circle the letters from
Sparky's Safety Message word...



Now write the word **BEEP** in the spaces below
When a smoke alarm sounds

BEEP, BEEP, _____

Get outside and go to your meeting place.

PARENTS: Your child learned about the sound of a smoke alarm today. Review the sound of the smoke alarm and remind your child — if the smoke alarm sounds, get outside and go to your meeting place and stay outside until a trusted grown-up tells you it is okay to leave. Plan and practice your home fire escape drill today.

- Make sure you have working smoke alarms.
- Plan two ways out of each room.
- Have an outside meeting place — like a mailbox or tree.

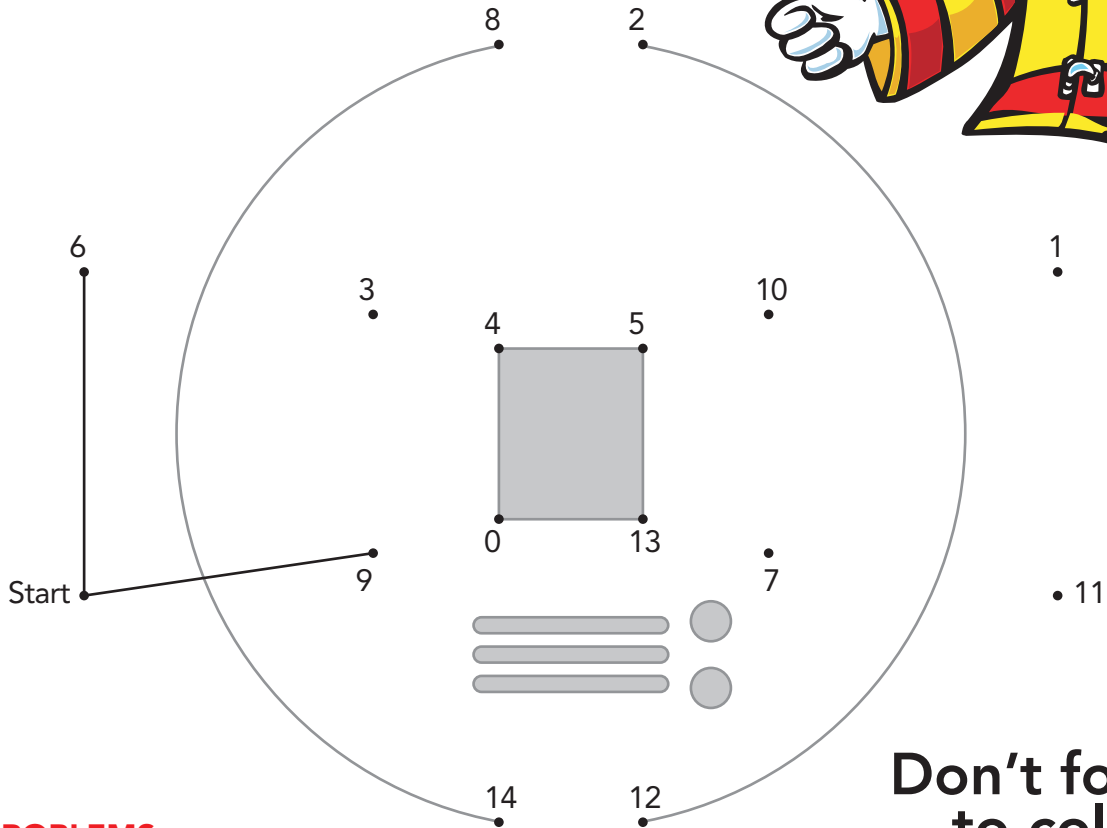
Sound the smoke alarm and have everyone in your home practice your escape drill, meeting at your outside meeting place.

Sparky's

CONNECT THE DOTS

With Math!

Complete the math problems.
The answers will tell you how
to connect the dots. The first
one is done for you!



PROBLEMS

- | | |
|--------------|-----------------|
| 1. $3 + 3 =$ | 9. $7 + 4 =$ |
| 2. $9 - 6 =$ | 10. $13 - 6 =$ |
| 3. $4 + 0 =$ | 11. $11 + 2 =$ |
| 4. $5 + 3 =$ | 12. $9 + 3 =$ |
| 5. $1 + 1 =$ | 13. $8 + 6 =$ |
| 6. $7 - 2 =$ | 14. $10 - 10 =$ |
| 7. $9 + 1 =$ | 15. $6 + 3 =$ |
| 8. $8 - 7 =$ | |

Don't forget
to color in
your picture.



Check out Sparky.org
For More Fun!

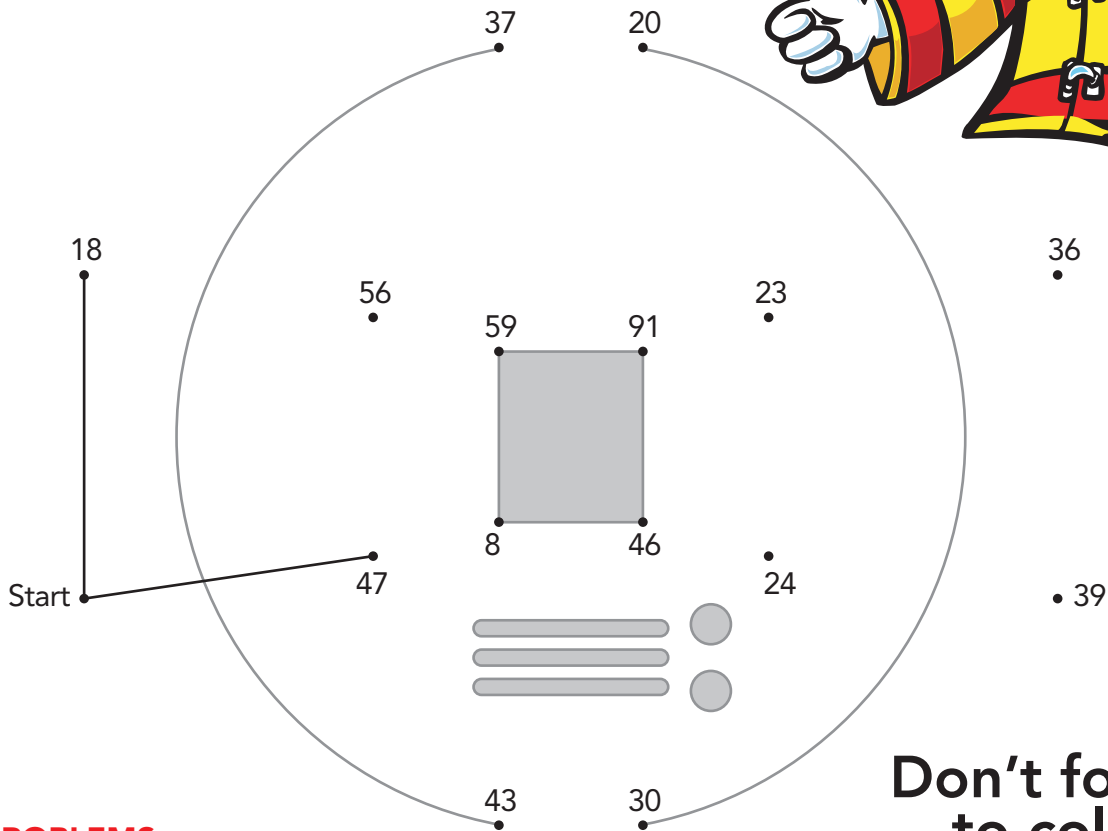
Smoke alarm: a gift to keep you safe. Make sure there are smoke alarms in your home.

Sparky's[®]

CONNECT THE DOTS

With Math!

Complete the math problems.
The answers will tell you how
to connect the dots. The first
one is done for you!



PROBLEMS

- | | |
|-------------------|-----------------|
| 1. $10 + 8 =$ | 9. $57 - 18 =$ |
| 2. $8 \times 7 =$ | 10. $39 - 15 =$ |
| 3. $28 + 31 =$ | 11. $38 + 8 =$ |
| 4. $45 - 8 =$ | 12. $9 + 21 =$ |
| 5. $5 \times 4 =$ | 13. $16 + 27 =$ |
| 6. $39 + 52 =$ | 14. $17 - 9 =$ |
| 7. $11 + 12 =$ | 15. $53 - 6 =$ |
| 8. $4 \times 9 =$ | |

Don't forget
to color in
your picture.



Check out Sparky.org
For More Fun!

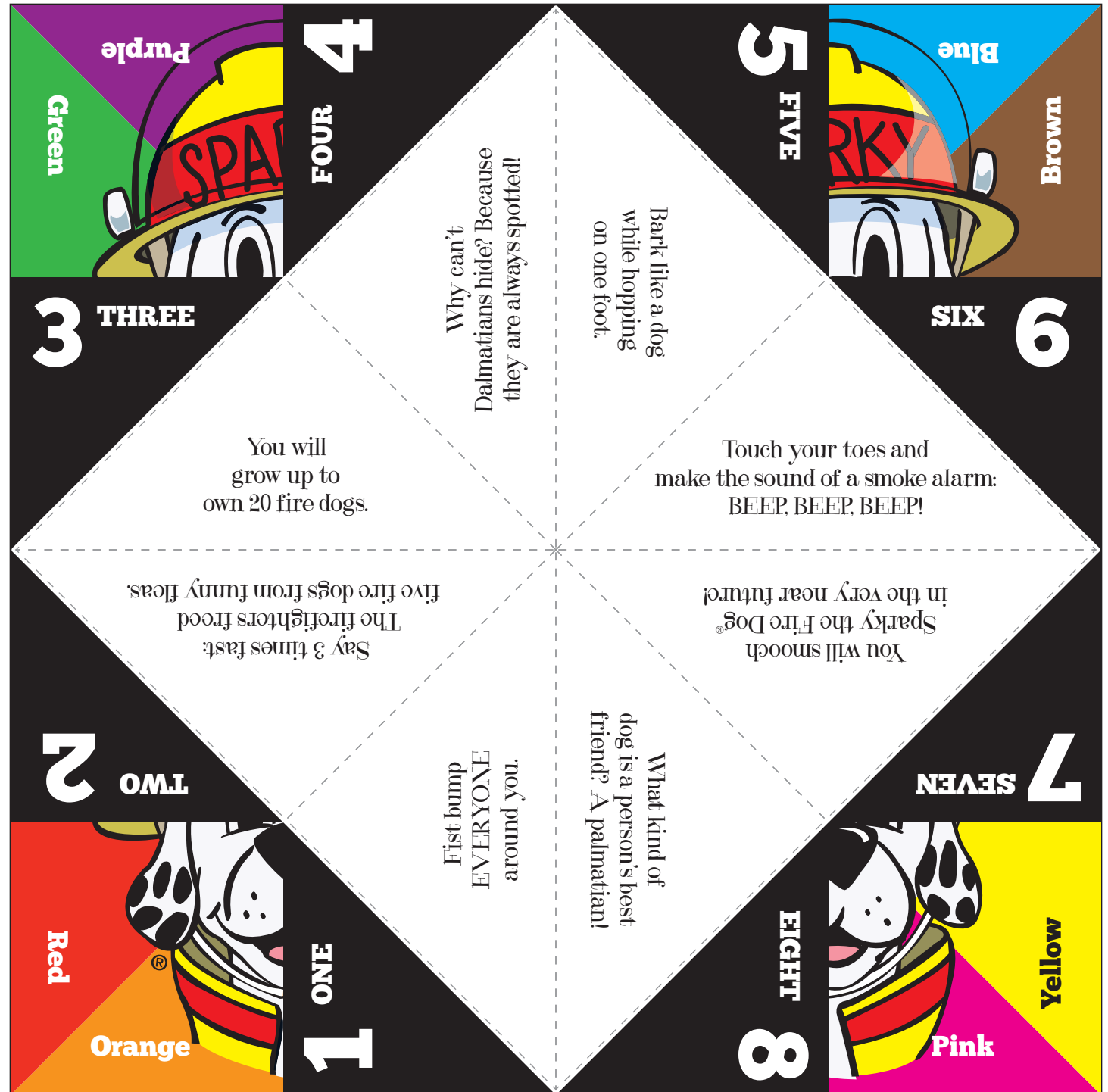
Smoke alarm: a gift to keep you safe. Make sure there are smoke alarms in your home.

Cootie Catcher

DIRECTIONS:

1. Cut out the colored square.
2. Turn the colored side down (white side up) and fold the paper in half so you have a triangle.
3. Unfold it and refold it the other way.
4. Place your unfolded cootie catcher colored side down and fold the corners to the center, one by one.
5. Flip the square over, so that you see the fortune side, then fold the four tips into the center.
6. Now fold your square in half into two rectangles.
7. Then unfold it and fold it in half into two rectangles the other way.
8. With the Sparky side up, slip your thumbs and pointer finger under the four flaps.

GAME PLAY: Find a friend and ask them to pick a **color** on one of the flaps. Moving the flaps in and out and side to side in time with the letters, spell out the word they have chosen. Open the Cootie Catcher to show the **numbers** and ask them to pick one. Count out the number they have chosen by moving the flaps in and out and side to side. Ask them to pick **another number** and count it out the same way. Now ask them to pick a **third number** and show them their Sparky-safe message on the inside flap.



Fire Safety MAZE

Can you help Sparky find his outside meeting place? Follow the path to Sparky's outside meeting place, the tree in his front yard, by plotting a path alphabetically from the word "Alarm" to the word "Zeal."



Extra Bonus: Make a fire safety sentence using the words in the maze.

	Alarm	Beep	Gust	House
Escape	Drill	Cool	Lose	Meet
Fast	Drape	Jump	Knight	Neighbor
Go	Home	Itchy	Shorten	Outside
Today	Smoke	Respond	Quickly	Practice
Under	Venture	Umbrella	Planet	Place
Yodel	Walk	Vibrant	Wedge	Quiet
Yearn	X-ray	You	Zeal	



Party Hats


Cut out the bands then staple the ends together.
Be sure Sparky® is the middle piece. Size to fit head
and staple to close. Small heads need just two bands!



Party Hats

Cut out the bands then staple the ends together.

Be sure the fire truck is the middle piece, Size to fit head and staple to close. Small heads need just two bands!



Holiday

HIDDEN PICS

SEE IF YOU CAN FIND: golf club, piece of pie, coffee cup, oven mit, pencil, 2 smoke alarms, bowling pin, ice cream cone, swimming fin, dog bone, boot, toast, strawberry, battery, comb, flower, spoon, the number "2" and a hot dog!



THE NAME AND IMAGE OF SPARKY ARE TRADEMARKS OF THE NFPA.

CHECK OUT **SPARKY.ORG** FOR MORE FUN!

Holiday Key

HIDDEN PICS

SPARKY SAFETY MESSAGES:

Know the sound of your smoke alarm: beep, beep, beep!

Test your smoke alarms' batteries every month.

Know 2 ways out of every room in your home



THE NAME AND IMAGE OF SPARKY ARE TRADEMARKS OF THE NFPA.


CHECK OUT SPARKY.ORG FOR MORE FUN!

Sparky Spies Spring!



THIS MONTH'S
COOL-TO-DO...

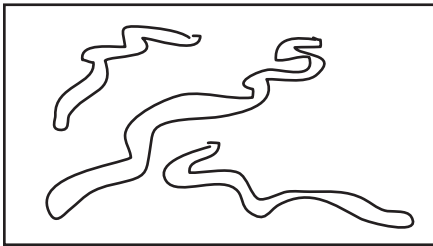
I love spring. The world around us wakes up from winter and starts to change and grow. Be a detective and see how many of these things you can find outside...and find some of your own!



My Spy Spring List:

1. Worms

Date _____



2. Number of Your House

Date _____



3. Mud Puddle

Date _____




4. Bird Nest

Date _____




5. Outside Meeting Place

Date _____



6. Fire Hydrant

Date _____



7. _____

Date _____



8. _____

Date _____



Kitchen Safety Hidden Pics

See if you can find: binoculars, flip-flop, sock, sand shovel, fire hydrant, sailboat, pizza slice, hammer, comb, book, ice cream cone, leaf, eyeglasses, baseball, banana, butterfly, lightbulb, bell, fried egg, beach ball, baseball bat, pencil, tape measure, 3 smoke alarms!



The name and image of Sparky are trademarks of the NFPA.


Sparky says...
"Stay safe in the kitchen!"

- ★ Stay at least 3 feet from the stove.
- ★ A grown-up should decide when you are old enough to use a microwave oven.
- ★ Stay away from things that get hot.
- ★ Remind grown-ups to keep things that can burn away from the stovetop.

CHECK OUT SPARKY.ORG FOR MORE FUN!

Kitchen Safety Key Hidden Pics

See if you can find: binoculars, flip-flop, sock, sand shovel, fire hydrant, sailboat, pizza slice, hammer, comb, book, ice cream cone, leaf, eyeglasses, baseball, banana, butterfly, lightbulb, bell, fried egg, beach ball, baseball bat, pencil, tape measure, 3 smoke alarms!



The name and image of Sparky are trademarks of the NPPA.

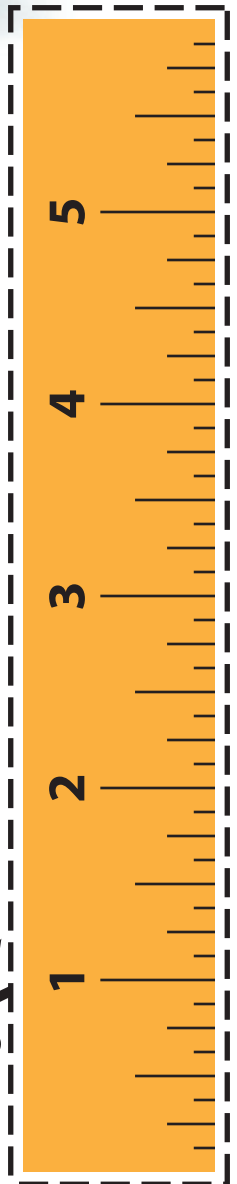

Sparky says...
"Stay safe in the kitchen!"

- ★ Stay at least 3 feet from the stove.
- ★ A grown-up should decide when you are old enough to use a microwave oven.
- ★ Stay away from things that get hot.
- ★ Remind grown-ups to keep things that can burn away from the stovetop.

CHECK OUT **SPARKY.ORG** FOR MORE FUN!

Measuring Up!

Directions: Cut out the ruler, measure each item, then write how many inches tall it is.



Measuring Challenge:

Cut out the ruler on page 2 and see how far you should stay away from the stove when a grown-up is cooking.






COOL-to-DO... "Fire-Safe" Sparky Pencil Toppers

THE NAME AND IMAGE OF SPARKY ARE TRADEMARKS OF THE NFPA.

SPARKY® PINWHEEL



What you need: 8½ x 11 piece of white paper, wrapping paper or tin foil, pencil with eraser, push pin, glue, crayons, and scissors.


What to do: Print out the pinwheel on your white paper. Glue a piece of wrapping paper (or tin foil) to the back of the pinwheel before you cut it out. (If you don't have wrapping paper or tin foil you can color the back of the paper with crayons.) Cut out the pinwheel and fold the corners with the circles into the circle in the middle. Stick your push pin through the circles and into the pencil eraser (have a grown-up help you with this).



My Name:



#1



#2

Sparky® wants you to know **2 ways out** of every room in your home in case of a fire.


Try to find **2 ways out** of this maze!



FIRE-SAFE CROSSWORD PUZZLE

ACROSS







- 1. Food cooked in a  should be opened slowly.
- 5. Stay "**3**" feet away from the stove when grown-ups are cooking.
- 7. Keep curtains away from the .
- 8. Adults should wear tight-fitting  when cooking.
- 9. , drop and roll if your clothes catch fire.
- 11. Give a space  space.



FIRE-SAFE CROSSWORD PUZZLE KEY




DOWN

- 2. If there is a  in your home, get **OUT** and **STAY** out!
- 3. Use a barbecue  only outdoors.
- 4. Keep lighters and  out of kids' sight and reach.
- 6. Cool a burn with cool  for 3 to 5 minutes.
- 8. Make sure there are no  under carpets.
- 12. Turn all  handles toward the back.

Name: _____

Sparky the Fire Dog® loves smoke alarms.
Use your math skills to find the missing number in each smoke alarm.



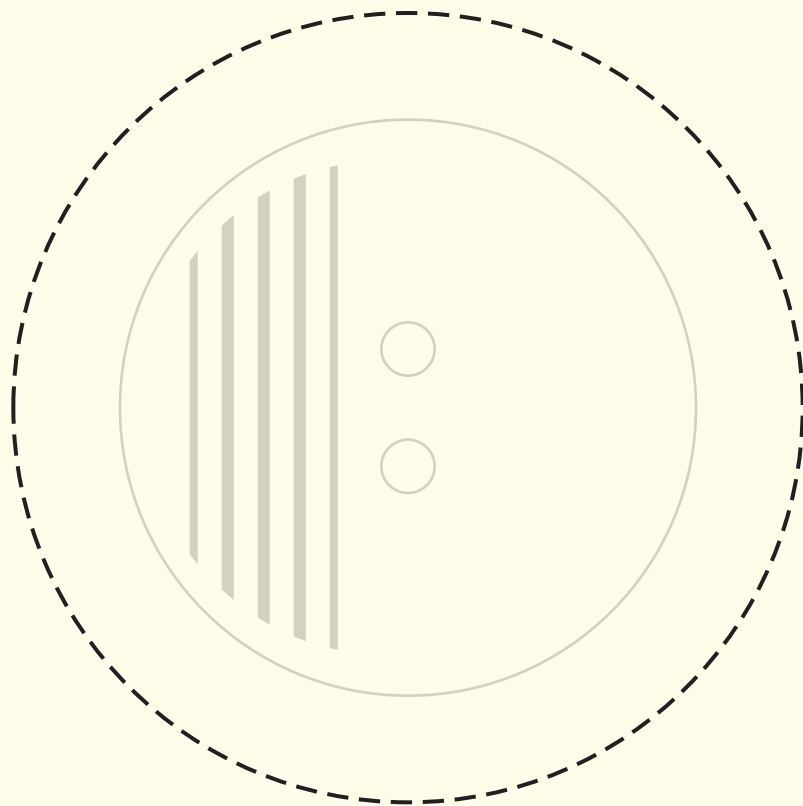
Sparky's Safety Tip: Smoke alarms make a beep, beep, beep sound.
When you hear a smoke alarm get outside and stay outside.

CHECK OUT **SPARKY.ORG** FOR MORE FUN!



Smoke Alarm Sounds

The smoke alarm makes a Beep, Beep, Beep sound.
Trace the smoke alarm and the words.



Beep

Beep

Beep



CHECK OUT SPARKY.ORG FOR MORE FUN!

The name and image of Sparky are trademarks of the NFPA.