

maths 2a

arctic shapes

Test your arctic maths skills!



Name:


Only the tops of these icebergs are showing.

Can you find the following shapes?

pyramid cube cuboid cylinder sphere cone

Draw the rest of each iceberg and label its shape.

Draw each completed shape next to its name in the table below. How many corners, edges and faces are there in each shape? Finish off the table. The first has been done for you.

Name of shape	Drawing of shape	number of faces	Number of vertices (corners)	Number of edges (where the sides of the planes/faces meet)
Cube		6	8	12
Triangular pyramid				
Cuboid				
Cone				
Cylinder				
Sphere				



Help save the Arctic, track real polar bears and have some learning fun with Auro and Borea at www.panda.org/polarbears

© Canon and WWF 2007. Created by MotivatEd on behalf of Canon for WWF. abwss2a-006a



maths 2b

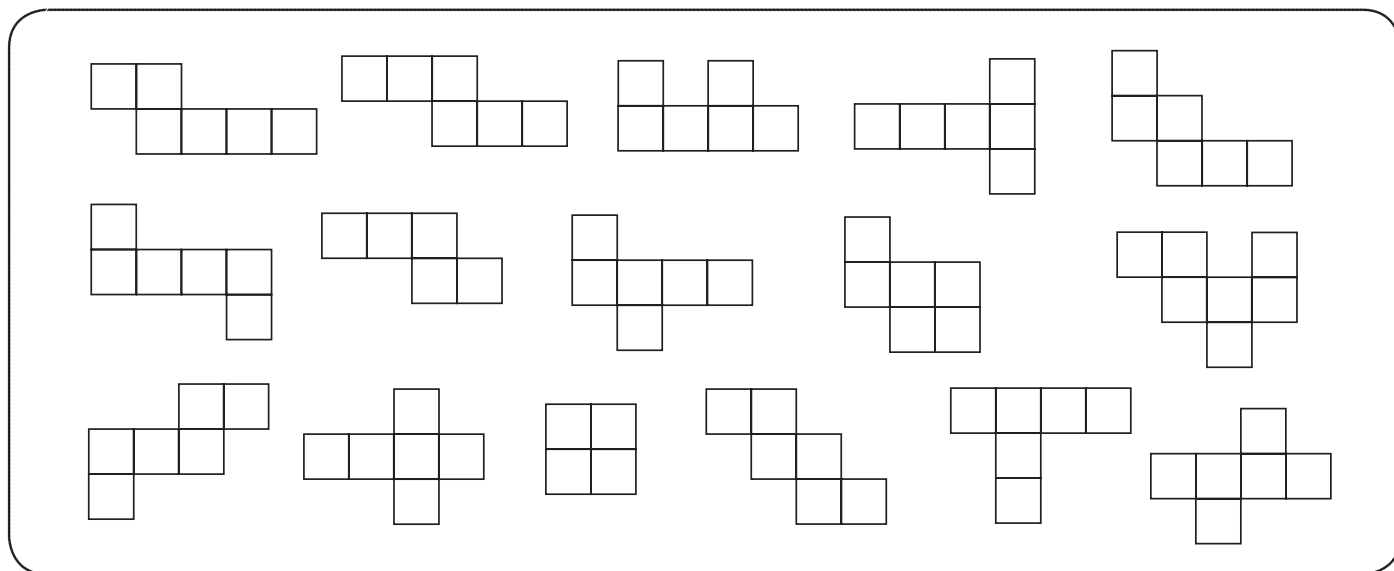
arctic shapes

Test your arctic maths skills!



Name:

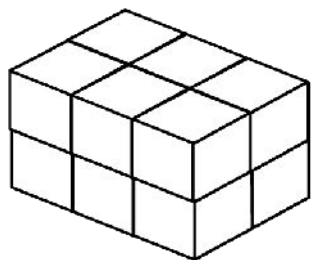
Nets of Cubes. A net is a flat pattern that folds into a solid shape. Can you find all the cube nets in the diagram below? There are 8 correct nets. Colour them in. Remember, a cube must have four sides, a top and a bottom.



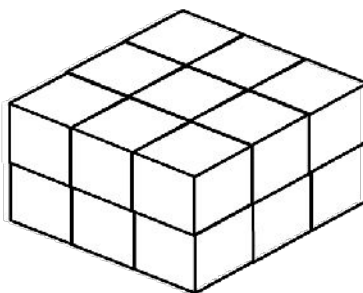
Try making a cube from one of these nets. Can you discover another way to draw the net of a cube?

The professor is piling up ice blocks to build an igloo.

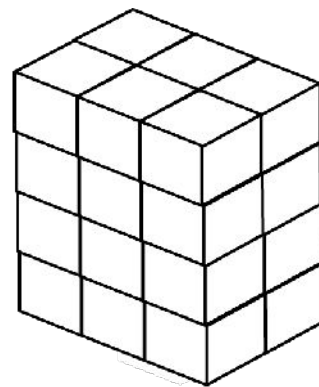
How many blocks does he have in each pile?



1.



2.



3.

4. He will need 50 blocks to build one igloo. How many blocks will he have left over?

5. How many more blocks will he need to build two igloos?



Help save the Arctic, track real polar bears and have some learning fun with Auro and Borea at www.panda.org/polarbears

© Canon and WWF 2007. Created by MotivatEd on behalf of Canon for WWF. abwsm2b-006a

